

Date: 04-08-2014

ANALYSIS OF INCOME, EXPENDITURE AND DONATIONS RECEIVED BY MAJOR POLITICAL PARTIES OF RAJASTHAN

**A Report by
Association for Democratic Reforms
&
Rajasthan Election Watch**

Association for Democratic Reforms
T-95A, First Floor, C.L. House,
Gautam Nagar, New Delhi – 110049
Email: adr@adrindia.org

Table of Contents

Analysis of income, expenditure and donations received by major political parties of Rajasthan [FY 2012-13].....	3
Executive summary	3
Recommendations of ADR.....	6
Total income of political parties during FY 2012-13.....	7
Top sources of income of political parties during FY 2012-13.....	8
Top items of expenditure of National Parties during FY 2012-13.....	11
Analysis of Voluntary Contributions Received by Political Parties	12
Total number of named donors who contributed to political parties from Rajasthan.....	12
Top donors to political parties from Rajasthan during FY 2012-13	13
Sector-wise donations to political parties from Rajasthan (FY 2012-13)	13
Party-wise donations without declaration of PAN details.....	14
Donations to political parties from Rajasthan	15
Indian National Congress.....	15
Bharatiya Janata Party	16
Communist Party of India	16
Conclusion	17
Disclaimer	17
Contact Details.....	17

Analysis of income, expenditure and donations received by major political parties of Rajasthan [FY 2012-13]

This report focuses on various sources of income and items of expenditure of National Political Parties and the regional parties of Rajasthan during the Financial Year 2012-13. The National Parties considered for this report include Indian National Congress (**INC**), Bharatiya Janata Party (**BJP**), Bahujan Samaj Party (**BSP**), Nationalist Congress Party (**NCP**), Communist Party of India (**CPI**) and Communist Party of India (Marxist) (**CPM**). The regional parties include Shiv Sena (**SHS**), Samajwadi Party (**SP**), Rashtriya Lok Dal (**RLD**), Janata Dal (Secular) (**JDS**), Indian Union Muslim League (**IUML**), All India Forward Bloc (**AIFB**), Janata Dal (United) (**JDU**), Jammu & Kashmir National Panthers Party (**JKNPP**), Lok Jan Shakti Party (**LJP**) and National People's Party (**NPP**).

Executive summary

The key observations drawn from the report are as under:

I. Availability of IT Returns and donations reports of major political parties of Rajasthan

Party	IT Returns	Donations report
INC	Submitted to IT Dept.	Submitted to ECI
BJP		
NCP		
BSP		
CPI		
CPM		
SP		
RLD		
JDS		
AIFB		
SHS	RTI response awaited	Submitted to ECI
IUML		Not submitted to the ECI
JDU		
JKNPP		
LJP		
NPP		

II. Total income versus total expenditure of political parties: The total income and expenditure of political parties is calculated from their IT returns filed with the Income Tax Department annually.

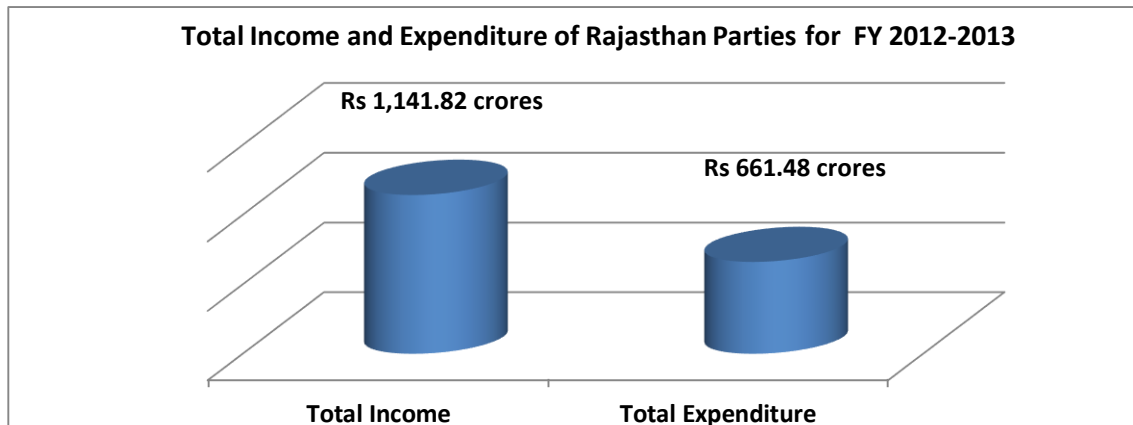


Chart: Comparison of total income received and expenditure incurred by political parties of Rajasthan during FY 2012-13

III. **Total income of political parties of Rajasthan from all over India:**

- **The total income of National Parties for FY 2012-13 was Rs. 991.21 crores.** INC declared the highest total income of Rs. 425.69 crores, followed by **BJP** with Rs. 324.16 crores and **BSP**, Rs. 87.63 crores. **NCP**, Rs. 26.56 crores, **CPI**, Rs. 1.07 crores and **CPM**, Rs. 126.09 crores for FY 2012-13.

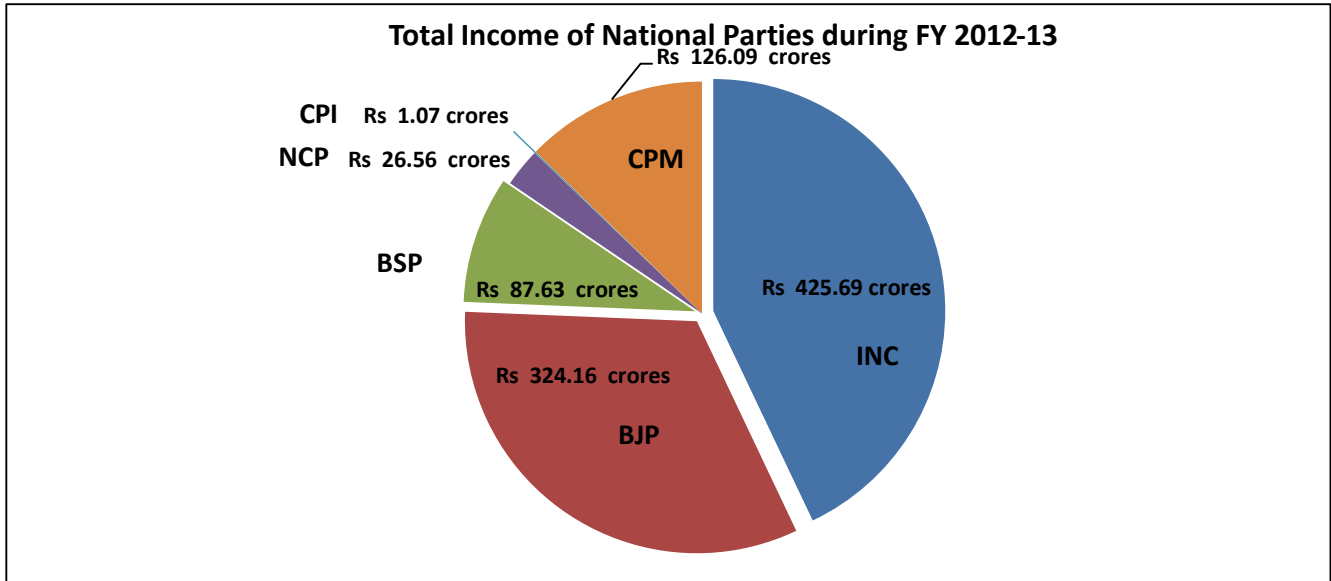


Chart: Total income of National Political Parties [FY 2012-13]

- **The total income for the regional parties of Rajasthan was Rs. 150.61 crores.** SP declared the highest income of Rs 146.09 crores, **RLD** followed with a declared income of Rs 3.61 crores. **AIFB** declared an income of Rs 0.296 crores and **JDS**, Rs 0.614 crores as its income.
- IT Returns of **SHS, IUML, JDU, LJP, JKNPP and NPP** are awaited. RTIs have been filed for all the aforementioned parties.

IV. **Number of donors contributing above Rs. 20,000 to political parties from all over India (FY 2012-13):**

- The total amount of donations received above Rs. 20,000 from all over India by political parties of Rajasthan during FY 2012-13 is calculated from the donations report submitted to the Election Commission annually.
- The total donations above Rs 20,000 declared were **Rs. 99.14 crores**, from **3777** donors.
- **BSP** declared that the party received no donations above Rs 20,000 during FY 2012-13.

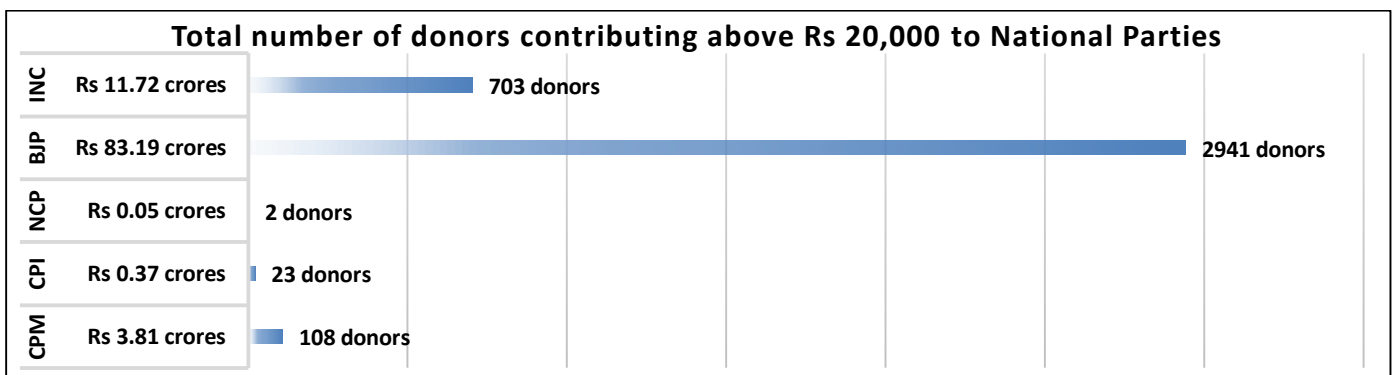


Chart: Total number of donors from all over India donating above Rs 20,000 to national political parties in FY 2012-13

- Parties received a sum of Rs 1.13 crores from donors in Rajasthan. While INC received Rs 61 lakhs from 25 donors, BJP received Rs 52 lakhs from 2 donors based in Rajasthan.
- NCP, CPM, SP, RLD, IUML and JDS received no donations from Rajasthan.

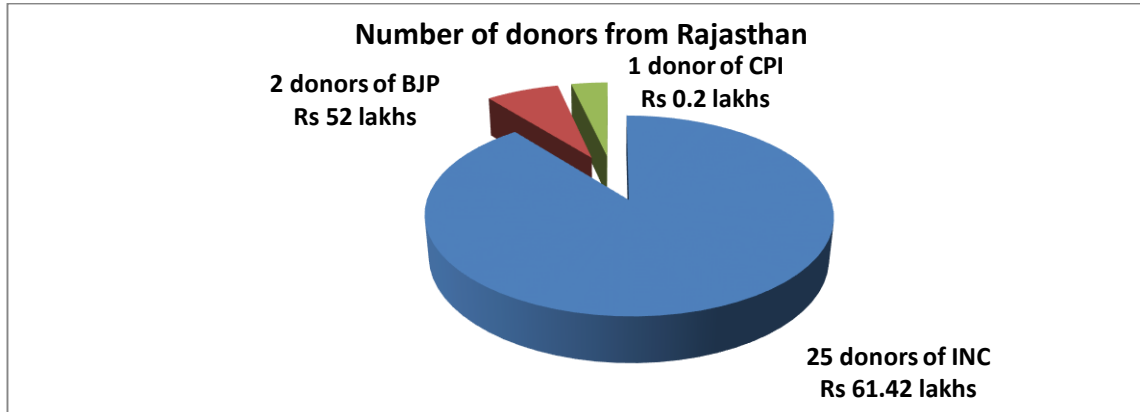


Chart: Number of donors to the three parties which received donations from Rajasthan

V. **Top donors to political parties from Rajasthan [FY 2012-13]:**

- National Engineering Industries Ltd. is the top donor to the INC as well as the BJP, contributing Rs 50 lakhs each to the parties, thus a total of Rs 1 crore during FY 2012-13.

VI. **Sector-wise donations:**

- Corporate/ business sector tops the list of contributions with 88% or Rs 1 crore to the political parties followed by individual donations with 12% or Rs 0.13 crores.

Political Parties	Corporate/Business sectors (Rs.)	Individual donations (Rs.)	Total Donation from Rajasthan (Rs.)
INC	50,00,000	11,42,100	61,42,100
BJP	50,00,000	2,00,000	52,00,000
CPI	0	20,525	20,525
Total Donations (Rs)	1,00,00,000 (Rs 1 crore)	13,62,625 (Rs 13.62 lakhs)	1,13,62,625 (Rs 1.13 crores)

Table: Sector-wise donations received by political parties from donors in Rajasthan during FY 2012-13

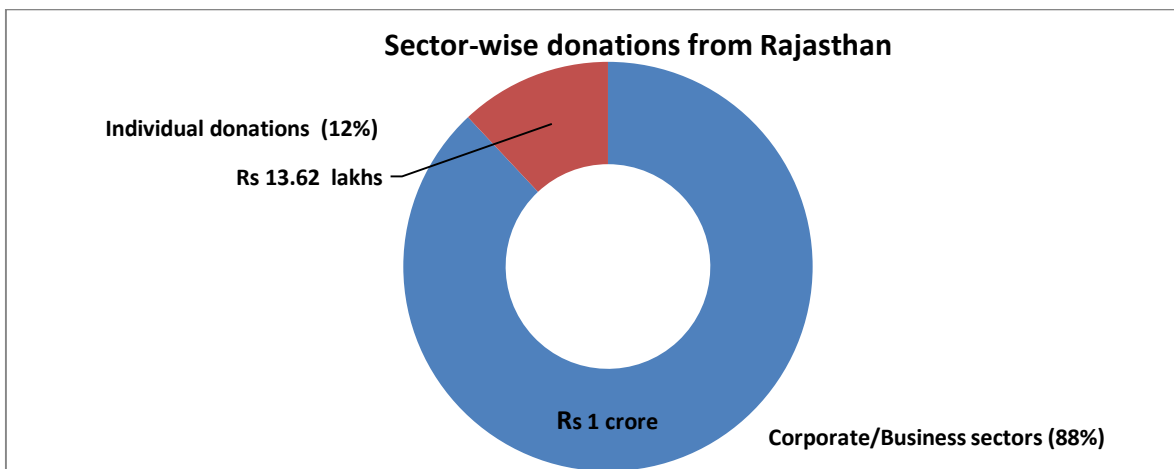


Chart: Sector-wise donations received by parties from donors in Rajasthan [FY 2012-13]

VII. **Donors from Rajasthan who have not declared details of PAN:**

- A total of **4 out of 28 donors (or 14.29%)** from Rajasthan **contributing Rs 50.83 lakhs** to the political parties **have not declared their PAN details** in the contribution form.
- INC has 3 donors from Rajasthan, donating a total of Rs 50.62 lakhs, who have not revealed their PAN details. CPI has 1 donor donating Rs 0.2 lakhs without PAN details.

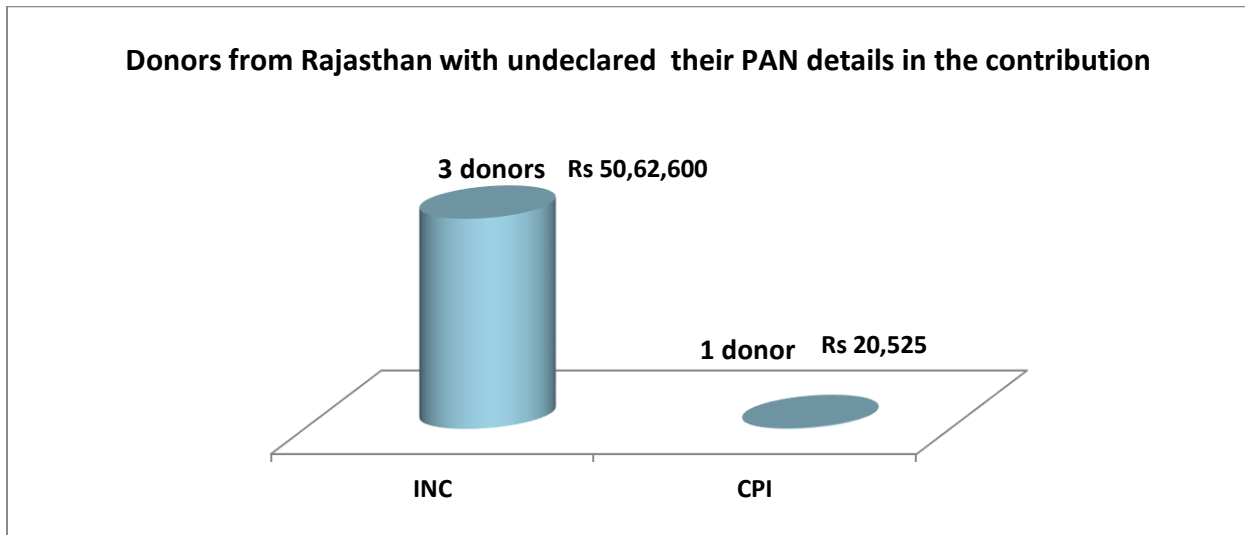


Chart: Donors who have not revealed their PAN details [FY 2012-13]

Recommendations of ADR

- The Supreme Court gave a judgment on September 13, 2013 declaring that no part of a candidate's affidavit should be left blank. Similarly, **no part of the Form 24A submitted by political parties providing details of donations above Rs 20,000 should be blank.**
- Full details of all **donors should be made available for public scrutiny under the RTI.** Some countries where this is done include Bhutan, Nepal, Germany, France, Italy, Brazil, Bulgaria, the US and Japan. In none of these countries is it possible for 75% of the source of funds to be unknown, but at present it is so in India.
- Details of donors who make **donations to the Electoral Trusts should be available in the public domain** for increasing transparency in funding of political parties.
- Any party which does not submit its donation statement to the ECI on or before 31st Oct **should be heavily penalized** and its income should not be tax-exempted. Strict action must also be taken against parties which do not file their IT returns.
- IT Returns of those parties not following the ICAI guidelines for auditing of reports should be scrutinized by the IT department.
- **The National and regional political parties must provide all information of their finances under the Right to Information Act.** This will strengthen political parties, elections and democracy.

Detailed Report

Political parties represent citizens of the country at various levels of the government, voice people's demands and concerns to the administrative and legislative machinery, and therefore serve as a link between citizens and the government.

Apart from collecting donations / voluntary contributions, it is seen from the IT Returns of political parties that a few parties are collecting funds by issuing coupons in lieu of receipts to donors for cash contributions. Being cash donations, it is difficult to establish the identity of the donor. It is possible that a lot of cash donations received, remain unaccounted for in the books of accounts as only those amounts would be recorded for which a receipt has been issued. Thus, it is imperative to have a strict regulatory mechanism wherein political parties have to report the correct quantum and the source of donations received.

By filing RTI applications, Association for Democratic Reforms (ADR) had obtained copies of the IT Returns and Assessment Orders of the National Parties and has analyzed the income and expenditure incurred during the Financial Year 2012-13.

Total income of political parties during FY 2012-13

- The income of political parties during FY 2012-13 is calculated from their IT returns filed annually with the Income Tax Department.
- The **total income of INC was Rs 425 crores** while that of **BJP was Rs 324 crores** in FY 2012-13.
- The least annual income was declared by CPI (Rs 1 crore) followed by NCP (Rs 26 crores) and BSP (Rs 87 crores).
- The **total income of regional political parties was Rs 150 crores**. The income of **SP was Rs 146 crores**, while **RLD** stood at second place, with **Rs 3 crores** of income during FY 2012-13.
- The RTI response requesting for the IT Returns of SHS, IUML, JDU, LJP, JKNPP and NPP is awaited.

Party	INC	BJP	BSP	NCP	CPI	CPM
Total Income	Rs 425,68,99,823 (~ Rs 425 crores)	Rs 324,16,32,181 (~ Rs 324 crores)	Rs 87,63,06,849 (~ Rs 87 crores)	Rs 26,56,67,570 (~ Rs 26 crores)	Rs 107,33,677 (~ Rs 1 crore)	Rs 126,09,06,552 (~ Rs 126 crores)
Grand Total	Rs 991,21,46,652 (~ Rs 991 crores)					

Table: Total income of National Political Parties declared in their IT Returns, FY 2012-13

Party	SP	RLD	AIFB	JDS
Total Income	146,09,22,239 (~ Rs 146 crores)	Rs 361,07,605 (~Rs 3 crores)	Rs 29,62,879 (~ Rs 0.29 crores)	Rs 61,40,226 (~ Rs 0.61 crores)
Grand Total	Rs 150,61,32,949 (~ Rs 150 crores)			

Table: Total income of Regional Political Parties declared in their IT Returns, FY 2012-13

Top sources of income of political parties during FY 2012-13

- From the table below, it can be noted that there is neither standardization nor consistency in the parties' declaration of their sources of funds.
- Of the major sources of income, sale of coupons has been listed by most of the major political parties. Income for INC from the sale of coupons/publication amounted to Rs 312.24 crores (73.35% of total income) while NCP received Rs. 3.76 crores from the sale of coupons (14.16% of total income).
- Voluntary contributions and donations have been listed as the next major source of income by the National Parties. Bahujan Samaj Party declared that it did not receive any donations above Rs 20,000 during FY 2012-13, though the party's total income declared in its ITR was Rs 87.63 crores. 83.76% of BJP's income is declared to be from donations.
- Voluntary contributions and donations also formed the topmost source of income for SP, RLD and JDS. Membership fees forms a big chunk of the income of regional parties as well.
- Levy from MPs and West Bengal State Committee is the top most source of income for AIFB, which declared 17.44 lakhs or 58.88% of its income from the same.

Party	Total Income (Rs in Lakhs)	Financial Year 2012-2013		
		Top 3 Sources of Income	Amount (Rs in Lakhs)	Share of Income
INC	42,568.99	Collection by issuing coupons/Sale of Publication	31,224.85	73.35%
		Grant/Donation/Contributions	6990.83	16.42%
		Other Income	3266.9	7.67%
		Others	1086.41	2.55%
BJP	32,416.26	Voluntary Contributions	27,152.96	83.76%
		Interest From Banks	2,496.80	7.70%
		Membership fees	1,698.73	5.24%
		Others	1,067.77	3.29%
BSP	8,763.06	Sale of Land & Building	7700.00	87.87%
		Bank Interest	563.05	6.43%
		Membership	495.00	5.65%
		Others	5.01	0.06%
NCP	2,656.67	Sale of Forms & Purse Money	2,130.14	80.18%
		Coupon Receipts	376.23	14.16%
		Membership & Subscriptions	103.27	3.89%
		Others	47.03	1.77%
CPI	107.33	By Interest Received	48.58	45.26%
		Membership fee	32.58	30.35%
		By Levy Received	14.05	13.09%
		Others	12.12	11.29%
CPM	12,609.06	Voluntary Contributions	7,200.62	57.11%
		Levy	3,912.19	31.03%
		Interest & dividend	1,273.18	10.10%
		Others	223.07	1.77%

Party	Total Income (Rs in Lakhs)	Financial Year 2012-2013		
		Top 3 Sources of Income	Amount (Rs in Lakhs)	Share of Income
SP	14,609.22	Donation	12,141.97	83.11%
		Interest Earned	2,240.62	15.34%
		Membership fees	135.38	0.93%
		Others	91.25	0.62%
RLD	361.07	Voluntary Contribution, Donation Received	114.35	31.67%
		Sale of Mutual Fund & Agricultural	84.71	23.46%
		Capital Gains & Loss	51.36	14.22%
		Others	110.65	30.65%
AIFB	29.62	Levy From MP's & CC Members, Memberships From WB State Committee	17.44	58.88%
		Saving Bank	7.45	25.15%
		Fixed Deposits	3.19	10.77%
		Others	1.54	5.20%
JDS	61.40	Donation	56.98	92.80%
		Membership Form Fee	2.08	3.39%
		Rent	1.13	1.84%
		Others	1.21	1.97%

Table: Top sources of income for political parties during FY 2012-13

Top Source of Income of Rajasthan Parties (FY 2012-13)

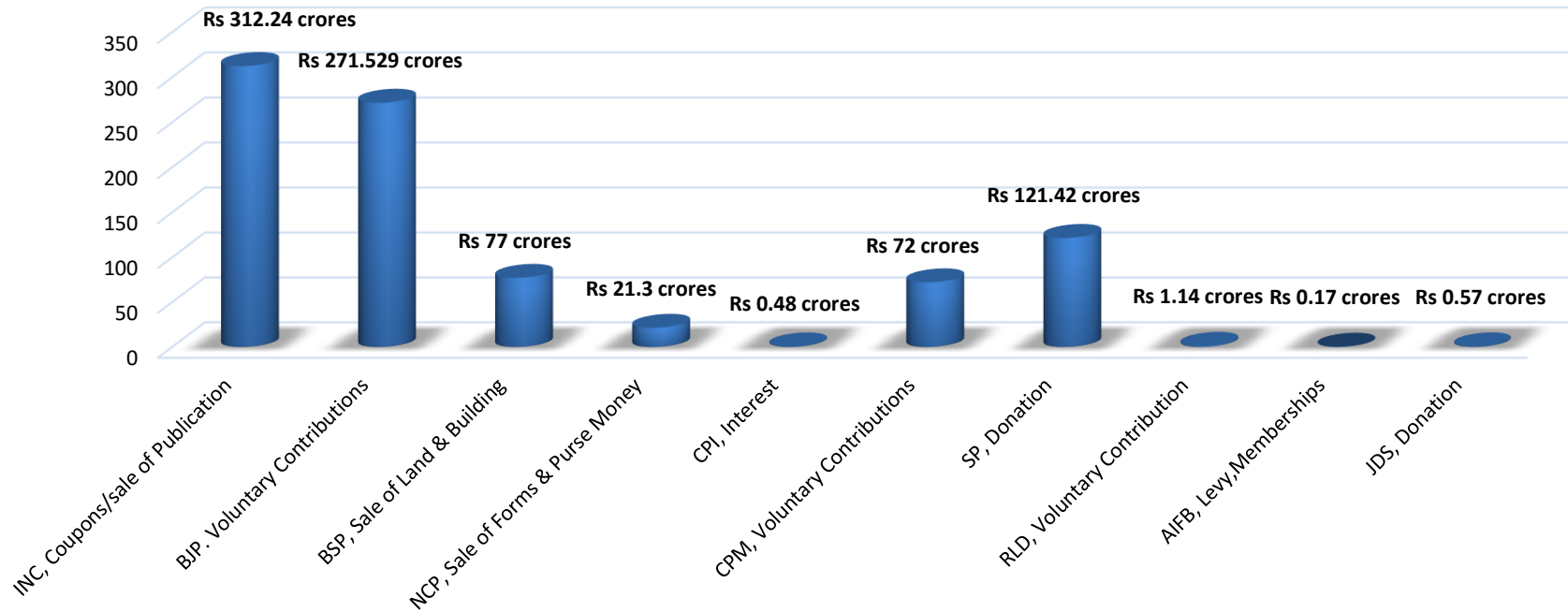


Table: Top source of income for political parties during FY 2012-13

Top items of expenditure of National Parties during FY 2012-13

- The maximum expenditure for INC has been towards administrative and general expenses (Rs 206.99 crores) followed by election expenditure (Rs 89.95 crores). The maximum expenditure of BJP has been towards advertisement & publicity (Rs 131.87 crores) followed by travelling (Rs 36.62 crores).
- Expense towards tours and travel (Rs 1.75 crores) is the top item of expenditure for BSP during FY 2012-13.
- SP spent Rs 4.10 crores (34.5%) on advertisement, while 26.54% of RLD's total expenditure was on depreciation charges. AIFB spent 5.71 lakhs (31.97%) of its total expenditure on travel and conveyance.

Party	Total Expenditure (Rs in Lakhs)	Financial Year 2012-2013		
		Top 3 Items of Expenditure	Amount (Rs in Lakhs)	% of Expenditure
INC	31,416.64	Administrative and General Expenses	20,699.24	65.89%
		Election Expenditure	8,995.50	28.63%
		Employee Cost	1,063.32	3.38%
		Others	658.58	2.10%
BJP	22,338.13	Advertisement & Publicity	13,186.94	59.03%
		Travelling	3,662.08	16.39%
		Meeting Expenses	1,008.00	4.51%
		Others	4,481.11	20.06%
BSP	867.28	Tours and Travels (Elections)	175.54	20.24%
		Organisational Expenses	171.18	19.74%
		Building Repair & Maint	107.90	12.44%
		Others	412.66	47.58%
NCP	2,762.56	Publicity & Advertisement	844.83	30.58%
		Rashtrawadi Welfare Expenses	484	17.52%
		Meeting Expenses	300.74	10.89%
		Others	1,132.99	41.01%
CPI	93.86	Salaries & Allowances	33.93	36.15%
		Election & publicity	13.58	14.47%
		Travelling & conveyance	11.37	12.11%
		Others	34.87	37.15%
CPM	7,392.03	Salaries & Allowances	1,858.46	25.14%
		Relief & Donation	1,278.31	17.29%
		Meeting & Conference	729.30	9.87%
		Others	3,525.96	47.70%
SP	1,189.12	Advertisement	410.21	34.50%
		Travelling & conveyance	191.53	16.11%
		Printing & Stationary	171.54	14.43%
		Others	415.84	34.97%
RLD	37.22	Depreciation Charges	9.88	26.54%
		Election Publicity Helicopter Expenses	7.50	20.15%
		Cars Running & Maintenance	3.52	9.46%
		Others	16.32	43.85%

Party	Total Expenditure (Rs in Lakhs)	Financial Year 2012-2013		
		Top 3 Items of Expenditure	Amount (Rs in Lakhs)	% of Expenditure
AIFB	17.86	Travelling & Conveyance	5.71	31.97%
		Remuneration / Honorium	2.42	13.55%
		Election Expenses Of State	1.50	8.40%
		Others	8.23	46.08%
JDS	33.91	Staff Salary & Establishment	7.71	22.74%
		Meeting Expenses	6.96	20.52%
		Repairs & Maintenance	5.50	16.22%
		Others	13.74	40.52%

Table: Top items of expenditure for political parties during FY 2012-13

Analysis of Voluntary Contributions Received by Political Parties

Political parties rely heavily on donations for contesting elections and running their daily affairs. They receive huge sums of money in the form of donations and contributions from corporate, trusts and individuals. Section 29C of the Representation of People Act, 1951 states that political parties submit details of contribution received in excess of Rs 20,000 from any person or a company to the ECI annually.

Named contributions seem to be very small i.e. single contributions above Rs. 20,000 seem to be very few in numbers for all the parties when compared with the total income of the party as declared in their IT Returns. While only 2.75% of total income of INC came from donations above Rs 20,000, BJP declared 25.66% of its total income from known sources of funding. While BSP and JDS declared that the parties received no donation above Rs 20,000, AIFB has not submitted its donations statement to the ECI.

Party	Total Income (from IT Returns)	Total Voluntary Contributions	Named contributions above Rs 20,000 (known sources)	% share of funds from known sources in total income
INC	Rs 425.69 crores	Rs 69.9 crores	Rs 11.72 crores	2.75%
BJP	Rs 324.16 crores	Rs 271.53 crores	Rs 83.19 crores	25.66%
NCP	Rs 26.56 crores	Rs 0.053 crores	Rs 0.05 crores	0.19%
CPM	Rs 126.09 crores	Rs 72 crores	Rs 3.81 crores	3.02%
CPI	Rs 1.07 crores	Rs 0.12 crores	Rs 0.369 crores	34.49%
SP	Rs 146.09 crores	Rs 121.42 crores	Rs 2.24 crores	1.53%
RLD	Rs 3.61 crores	Rs 1.14 crores	Rs 1.09 crores	30.19%
Total	Rs 1,053.28 crores	Rs 536.17 crores	Rs 102.47 crores	9.73%

Total number of named donors who contributed to political parties from Rajasthan

The number of named donors to political parties from Rajasthan (i.e. contributors who made donations above Rs. 20,000 which is to be mandatorily declared by political parties in their donations report) is remarkably low (only 9.73% of total income of the political parties).

(If a donor has made multiple contributions during FY 2012-13, each contribution has been individually counted. Hence, if a donor has donated twice, the number of contributors would be counted as 2).

Donations to Political Parties from Rajasthan during FY 2012-13		
Political Party	Number of donors from Rajasthan	Donations from Rajasthan (In Rs)
INC	25	6,142,100
BJP	2	5,200,000
CPI	1	20,525
NCP, CPM	0	0
SP, RLD, SHS, IUML, JDS	0	0

Table: Number of donors from Rajasthan contributing to political parties during FY 2012-13

Top donors to political parties from Rajasthan during FY 2012-13

- **National Engineering Industries Ltd. is the top most donor to both INC and BJP from Rajasthan.** It donated Rs 50 lakhs to both the parties respectively, a total of Rs 1 crore.
- The only donor to CPI from Rajasthan is Tara Singh Siodu, contributing Rs 0.2 lakhs.
- Regional parties including SHS, SP, RLD, JDS and IUML did not receive any donations from Rajasthan.

Party	Name of donor	Amount contributed (In Rs)
INC	National Engineering Industries Ltd.	50,00,000
BJP	National Engineering Industries Ltd.	50,00,000
CPI	Tara Singh Siodu, Secretary (Membership)	20,525

Table: Top donors to parties from Rajasthan during FY 2012-13

Sector-wise donations to political parties from Rajasthan (FY 2012-13)

- The three parties which received donations from Rajasthan are **INC, BJP** and **CPI**.
- INC received Rs 50 lakhs from corporate/business sectors, 81.4% of its total donations received from Rajasthan.
- BJP received Rs 50 lakhs from the corporate/business sector, 96.15% of its total donations from Rajasthan.
- CPI received 100% of its donations from Rajasthan from individual donations (Rs 0.2 lakhs).

Political Parties	Corporate/Business donations from Rajasthan	Individual donations from Rajasthan	Total Donation from Rajasthan (Rs)
INC	50,00,000	11,42,100	61,42,100
BJP	50,00,000	2,00,000	52,00,000
CPI	0	20,525	20,525
Total Donations (Rs)	1,00,00,000	13,62,625	1,13,62,625

Table: Sector-wise donations received by political parties from donors in Rajasthan during FY 2012-13

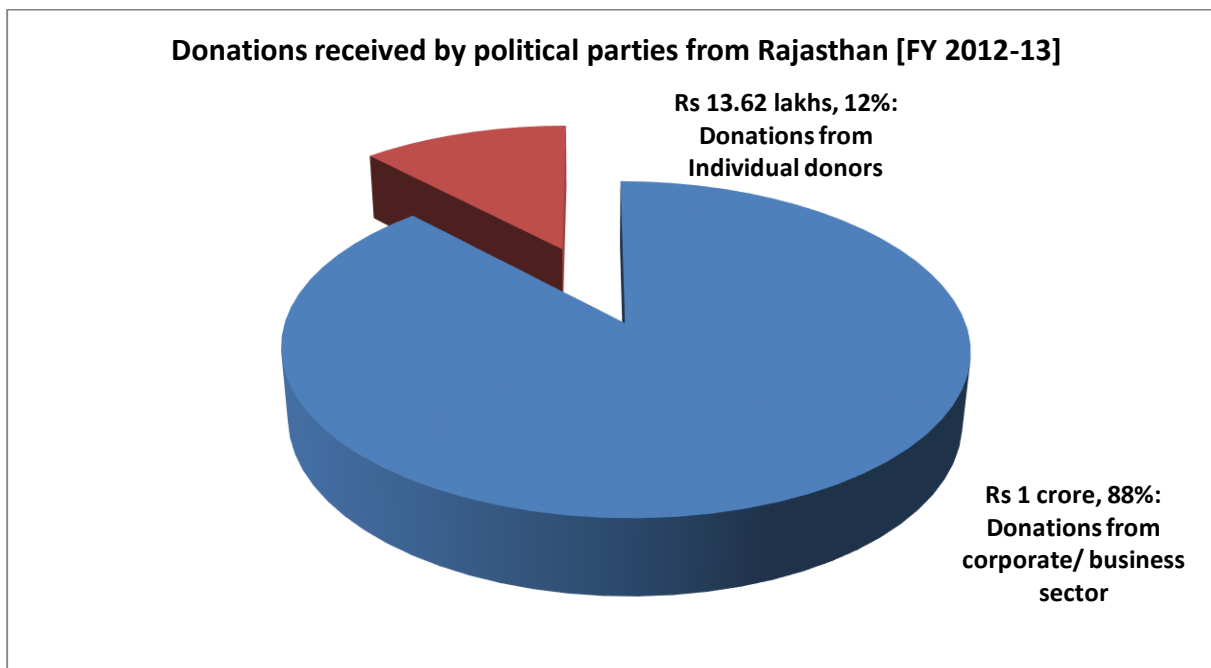


Chart: Sector-wise donations received by parties from donors in Rajasthan [FY 2012-13]

Party-wise donations without declaration of PAN details

- A total of 4 out of 28 donors (or 14.29%) contributing Rs 50.83 lakhs to the political parties have not declared their PAN details in the contribution form.
- INC has 3 donors from Rajasthan, donating a total of Rs 50.62 lakhs, who have not revealed their PAN details. CPI has 1 donor donating Rs 0.2 lakhs without PAN details.

PAN not given		
Party	Number of donors	Donations (Rs)
INC	3	5,062,600
CPI	1	20,525

INC- Donors without PAN details (FY-2012-2013)					
S. No.	Name	Complete Address of the Contributing Person/Company	PAN	Amount of Contribution (in Rs.)	Mode of Contribution
1	National Engineering Industries Ltd	Khatipura Road Jaipur Rajasthan	Not Given	50,00,000	Ch.No. 043200/Dt. 07.02.2013, IDBI Bank, D-24, Durlabh Niwas Prithviraj Road Scheme, Jaipur Rajasthan
2	Shri Parasram Mordla	8/19, MLA's Flats Lal Kothi Near Sms Stadium Jaipur 302005	Not Given	31,800	Cash
3	Shri Shanti Dhariwal	House No.11, R.C. Raj Bhawan Road Civil Lines Kota Rajasthan	Not Given	30,800	Cash
Total				Rs 50,62,600	

CPI- Donors without PAN details (FY-2012-2013)					
S.No.	Name	Complete Address of the Contributing Person/Company	PAN	Amount of Contribution (in Rs.)	Mode of Contribution
1	Com, Tara Singh Siodu Secretary (Membership)	Rajasthan State Council Communist Party Of India Swami Kumaranand Bhavan Hathroi Road Bh Shalimar Cinema Jaipur 302001	Not Given	20,525	Cash
Total				Rs 20,525	

Donations to political parties from Rajasthan

Indian National Congress

S. No.	Name	Complete Address of the Contributing Person/Company	Total Donations (In Rs.)	Amount of Contribution (In Rs.)	Mode of Contribution (Cheque / Demand Draft / Cash)
1	National Engineering Industries Ltd	Khatipura Road Jaipur Rajasthan	5,000,000	5,000,000	Ch.No. 043200/Dt. 07.02.2013, IDBI Bank, D-24, Durlabh Niwas Prithviraj Road Scheme, Jaipur Rajasthan
2	Smt Beena Kak	602, Royal Abord Vijaypath Tilak Nagar Jaipur	115,000	115,000	Ch.No. 072150, SBBJ, Jaipur
3	Bharat Singh Kundanpur	1/32, Gandhi Nagar Jaipur	100,000	100,000	Ch.No. 045464, SBBJ, Jaipur
4	Dr. Jitendra Singh	11- Civil Lines Jaipur	69,000	69,000	Ch.No. 546246, SBBJ Jaipur
5	Shri Hema Ram Choudhary	384, Civil Lines Jaipur	69,000	69,000	Ch.No. 474200, SBBJ, Jaipur
6	Shri Amln Khan	8/20, Vidhayak Nagar East Jaipur	63,000	63,000	Cash
7	Shri Babu Lal Nagar	4/272, Vidhyadhar Nagar Jaipur	63,000	63,000	Ch.No. 716700, SBBJ, Jaipur
8	Shri Surendra Kumar Bamania	J-31, Sharma Colony, 22 Godown Jaipur	50,900	50,900	Cash
9	Smt. Ganga Devi	131, Mahatama Gandhi Nagar DCM, Ajmer Road Jaipur	50,000	50,000	Ch.No. 316286, SBBJ, Jaipur
10	Shri Aadram Meghwal	Tehsil Rawsar Dist. Hanumangarh	46,600	46,600	Cash
11	Smt. Manju Meghwal	1/3, Jayoti Nagar, MLA Quarter Jaipur	41,000	41,000	Ch.No. 687804, SBBJ
12	Shri Brijkishor sharma	385-B, Civil Lines Jaipur	69,000	40,000	Ch.No. 557199, SBBJ, Jaipur
		385-B, Civil Lines Jaipur		29,000	Ch.No. 808489
13	Shri Gangajal Meet	Shop No. 45, New Grain Mandhi Hanumangarh Town Hanumangarh	40,000	40,000	Ch.No. 933967, SBBJ, Jaipur
14	Smt, Sajjan Katara	1149, Ram Singh Ji Ki Badi Nautan Gas, Godown, Hiranmegri Udaipur	40,000	40,000	Ch.No. 130417, SBBJ, Jaipur
15	Smt. Nirmla Sahrlya	VPO Paraniya Tehsil Kisangarh Dist Baran	40,000	40,000	Cash

S. No.	Name	Complete Address of the Contributing Person/Company	Total Donations (In Rs.)	Amount of Contribution (In Rs.)	Mode of Contribution (Cheque / Demand Draft / Cash)
16	Shri Parasram Mordla	8/19, MLA's Flats Lal Kothi Near Sms Stadium Jaipur 302005	31,800	31,800	Cash
17	Shri Shanti Dhariwal	House No.11, R.C. Raj Bhawan Road Civil Lines Kota Rajasthan	30,800	30,800	Cash
18	Shri Daulat Raj Nayak	7/4, Vidhayak Nagar West Jayoti Nagar Jaipur	30,000	30,000	Cash
19	Shri Santosh Saharan	Moti Palace Purani Aabadi Shri Ganganagar	30,000	30,000	Cash
20	Shri Ashok Gehlot	8, Civil Lines Jaipur	28,000	28,000	Ch.No. 237417, SBBJ, Jaipur
21	Shri Chiranji Lal Badaya	183, Govind Nagar East Ajmer Road Jaipur	24,500	24,500	Cash
22	Shri Amamuddin Ahmed	Luharu House Civil Lines, Jaipur	46,000	23,000	Ch.No. 379981, SBBJ, Jaipur
		Luharu House Civil Lines, Jaipur		23,000	Ch.No. 315548, SBBJ, Jaipur
23	Shri Bhagwali Lal	307, Sector-14-B, Block Udaipur	22,500	22,500	Cash
24	Shri Vinod Choudhary	VPO Lilawali, Tehsil Sangaria Dsit Hanumangarh	21,000	21,000	Cash
25	Shri Virendra Baniwali	6- Hospitla Road, C- Scheme Jaipur	21,000	21,000	Cash
Total Donations (Rs.)				61,42,100	

Table: Donations to INC from Rajasthan

Bharatiya Janata Party

S. No.	Name	Complete Address of the Contributing Person/Company	Amount of Contribution (In Rs.)	Mode of Contribution (Cheque / Demand Draft / Cash)
1	National Engineering Industries Ltd	Khatipura Road Jaipur -302006	5,000,000	42850, IDBI
2	Jai Choudhey	9/5, Malviya Nagar Jaipur Raj	200,000	RTGS
Total Donations (Rs.)				52,00,000

Table: Donations to BJP from Rajasthan

Communist Party of India

S.No.	Name	Complete Address of the Contributing Person/Company	Amount of Contribution (In Rs.)	Mode of Contribution (Cheque /Demand Draft /Cash)
1	Com, Tara Singh Siodu Secretary (Membership)	Rajasthan State Council Communist Party Of India Swami Kumaranand Bhavan Hathroi Road Bh Shalimar Cinema Jaipur 302001	20,525	Cash
Total Donations (Rs.)				20,525

Table: Donations to CPI from Rajasthan

Conclusion

To ensure that there is **financial transparency and accountability** on the part of the political parties, there must be a strict mechanism for reporting financial information. The **procedures and reporting framework** must be **standardized** to ensure that a true picture of the financial position of political parties is revealed to the general public. **Institute of Chartered Accounts of India (ICAI)** has put forward a set of recommendations on the request of the Election Commission of India (ECI). These recommendations relate to a standardized and **comprehensive reporting framework of financial statements of political parties**. ADR feels that there is a dire need for these recommendations to be implemented at the earliest.

Disclaimer

Source for the data used in the report are the Contribution Statements submitted by the political parties to the Election Commission of India. These can be accessed from http://eci.nic.in/eci_main1/PolPar/ContributionReports.aspx and their IT Returns which can be accessed from myneta.info/party.

While all effort has been made to ensure that the information is in keeping with what is mentioned in the statements submitted by the political parties, in case of discrepancy between information in this report and that given in their statements, the information reported by the political parties should be treated as correct. Association for Democratic Reforms, National Election Watch and their volunteers are not responsible or liable for any damage arising directly or indirectly from the publication of this report.

Contact Details

<p>Rajasthan State Coordinators</p> <p>Mr. Nikhil Dey +91 94140 04180 nikhildey@gmail.com</p> <p>Mr. Kamal Tak +91 94134 57292 rajelectiono@gmail.com</p>	<p>Media and Journalist Helpline +91 80103 94248</p> <p>Email: adr@adrindia.org</p>	<p>Maj. Gen (Retd.) Anil Verma Head National Election Watch, and Association for Democratic Reforms +91 11 4165 4200 +91 88264 79910 anilverma@adrindia.org</p>	<p>Prof Jagdeep Chhokar IIM Ahmedabad Founder Member National Election Watch, Association for Democratic Reforms +91 99996 20944 jchhokar@gmail.com</p>	<p>Prof Trilochan Sastry IIM Bangalore Founder Member, National Election Watch, Association for Democratic Reforms +91 94483 53285 trilochans@iimb.ernet.in</p>
---	---	---	---	---