

# ANALYSIS OF SOURCES OF FUNDING OF NATIONAL PARTIES: FY 2018-19

A Report by  
Association for Democratic Reforms

Association for Democratic Reforms  
T-95, 2<sup>nd</sup> floor, C.L. House, Gautam Nagar  
New Delhi – 110 049  
Email: [adr@adrindia.org](mailto:adr@adrindia.org); Phone: 011-4165 4200

## Table of Contents

<b>Analysis of Sources of Funding of National Parties of India, FY 2018-19</b> .....	3
<b>Observations of ADR</b> .....	3
<b>Income of Political Parties from Known, Other Known and Unknown Sources</b> .....	3
<b>Recommendations of ADR</b> .....	6
<b>Reference</b> .....	6
<b>Disclaimer</b> .....	6
<b>Contact Details</b> .....	7
<b>Annexure - 1</b> .....	7
<b>Annexure – 2</b> .....	7

## Analysis of Sources of Funding of National Parties of India, FY 2018-19

Political Parties play a key role in democracies as they contest elections, form governments, formulate policies and are responsible for providing governance and improve the lives of the common man. Political parties need access to money in order to reach out to the electorate, explain their goals/policies and receive inputs from people. But where do they collect their funds from?

An analysis of their Income Tax Returns and donations statements filed with the Election Commission of India (ECI) shows that the **sources remain largely unknown**. At present, political parties are not required to reveal the name of individuals or organizations giving less than Rs. 20,000 nor those who donated via Electoral Bonds. As a result, **more than 67% of the funds cannot be traced and are from 'unknown' sources**. While the National Political Parties were brought under the RTI Act by the CIC ruling in June 2013, they have still not complied with the decision. Full transparency is, unfortunately, not possible under the current laws, and it is only the RTI that can keep citizens informed.

### Observations of ADR

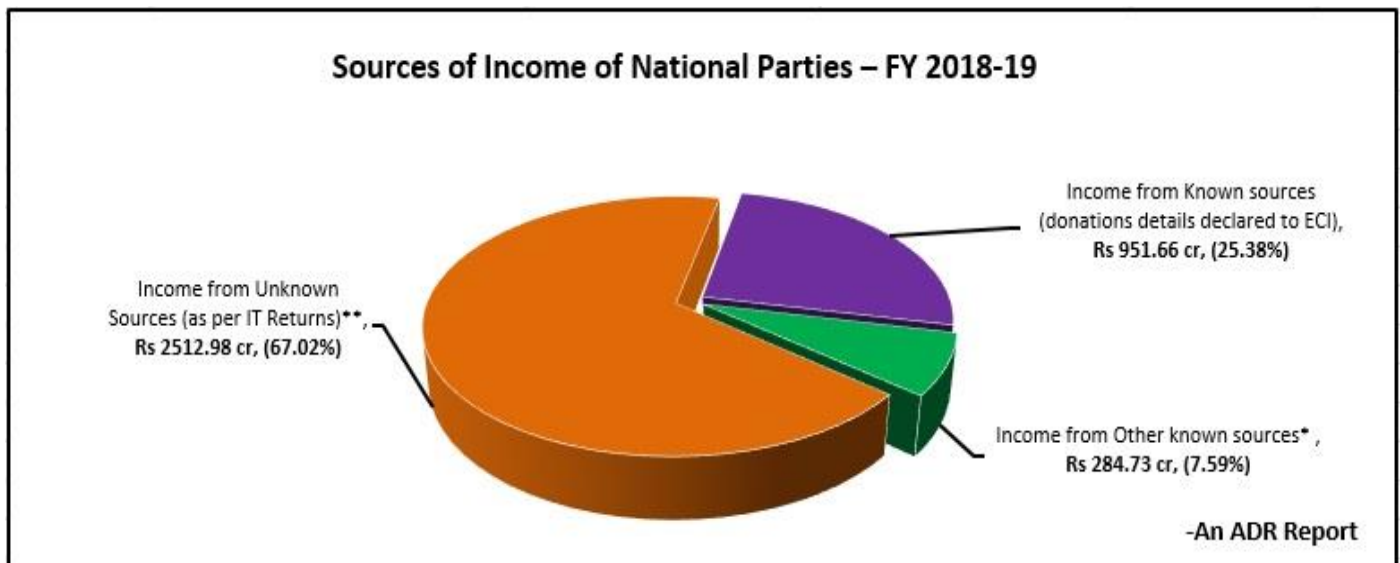
- Between **FY 2004-05 and 2018-19**, the National Parties have collected **Rs 11273.82 cr from unknown sources** (links to reports given in 'Reference').
- During FY 2018-19, **BJP** declared **Rs 1612.04 cr** as income **from unknown sources** which is **64%** of the total income of National Parties from unknown sources (Rs 2512.98 cr). This income of **BJP** forms more than **1.5 times more** the aggregate of income from unknown sources declared by the other 5 National Parties (**Rs 900.94 cr**).
- **INC** declared **Rs 728.88 cr** as income from unknown sources which is **29%** of the total income of National Parties from unknown sources.
- Out of **Rs 2512.98 cr** as income from unknown sources, share of income from Electoral Bonds was **Rs 1960.68 cr** or **78%**.
- **Combined income of INC and NCP from sale of coupons** between FY 2004-05 and 2018-19 stands at **Rs 3902.63 cr**.
- According to the donations reports (containing details of donations above Rs 20,000) of FY 2018-19, **Rs 71.44 lakhs** was given to the National Parties by cash.

### Income of Political Parties from Known, Other Known and Unknown Sources

- For this report, **known sources** have been defined as donations above Rs 20,000, whose donor details are available through contributions report as submitted by National parties to the ECI.
- The **unknown sources** are income declared in the IT returns but **without giving source of income for donations below Rs. 20,000**. Such unknown sources include 'donations via Electoral Bonds', 'sale of coupons', 'relief fund', 'miscellaneous income', 'voluntary contributions', 'contribution from meetings/morchas' etc. The details of donors of such voluntary contributions are not available in the public domain.
- **Other known sources** of income include sale of moveable & immoveable assets, old newspapers, membership fees, delegate fee, bank interest, sale of publications and levy whose details would be available in the books of accounts maintained by political parties.

- For this analysis, **7 National parties** were considered – **BJP, INC, AITC, CPM, NCP, BSP** and **CPI**. However, **BSP** declared that it did not receive any funds from voluntary contributions (above or below Rs 20,000)/Sale of Coupons/Electoral Bonds or Unknown Sources of income.
- **Total income of 7 National political parties** in FY 2018-19: **Rs 3749.37 cr**.
- **Total income of political parties from known donors** (details of donors as available from contribution report submitted by parties to Election Commission and analysed by ADR [here](#)): **Rs 951.66 cr**, which is **25.38%** of the total income of the parties.
- **Total income of political parties from other known sources** (e.g. sale of assets, membership fees, bank interest, sale of publications, party levy etc.): **Rs 284.73 cr**, or **7.59%** of the total income.
- **Total income of political parties from unknown sources** (income specified in the IT Returns whose sources are unknown): **Rs 2512.98 cr**, which is **67%** of the total income of the parties.
- Out of **Rs 2512.98 cr** as income from unknown sources, share of income from Electoral Bonds: **Rs 1960.68 cr** or **78%**.

Sources of Income of National Parties for FY 2018-19				
National Political Parties	Income from Unknown Sources (as per IT Returns)**	Income from Known Sources (donations details declared to ECI)	Income from Other Known Sources*	Total Income
	Rs 2512.98 cr	Rs 951.66 cr	Rs 284.73 cr	Rs 3,749.37 cr
Percentage share	67.024%	25.382%	7.594%	100%



\*Other known income includes: sale of moveable & immovable assets, old newspapers, membership fees, delegate fee, bank interest, sale of publications and levy

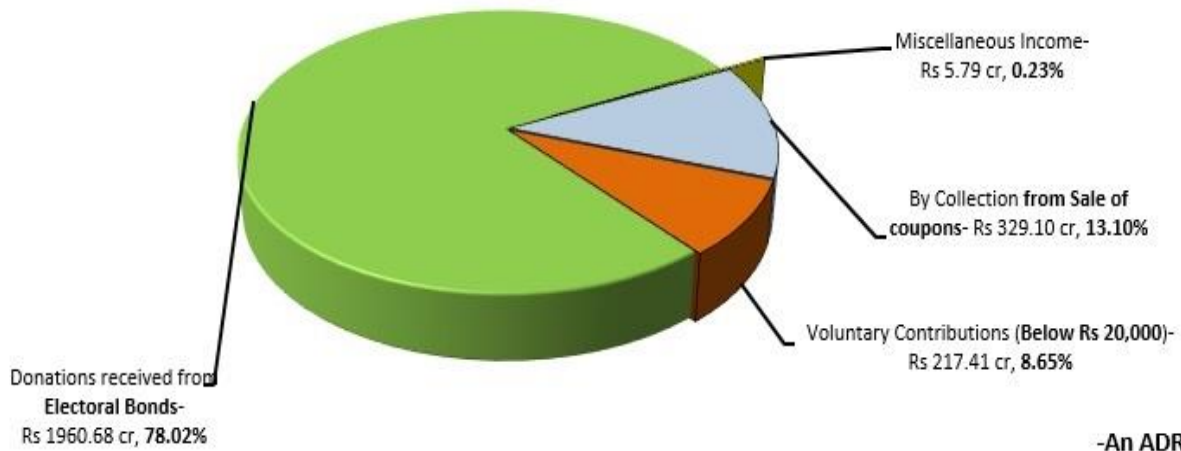
\*\*Details of income from unknown sources is given in Annexure – 1; Party-wise sources of income are given in Annexure – 2

### Income from Unknown Sources

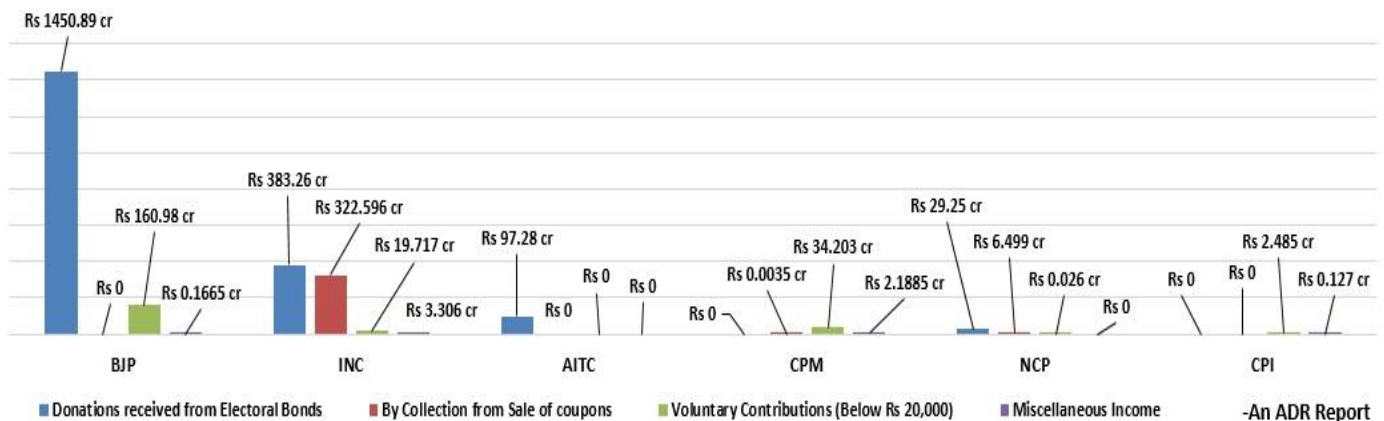
- Out of total income of **Rs 2512.98 cr** of 6 National Parties from unknown sources, **78.02%** or **Rs 1960.68 cr** came from **Electoral Bonds**.
- Income from **sale of coupons** declared by INC, NCP & CPM formed **13.10% (Rs 329.10 cr)** of income from unknown sources while **Donations from Voluntary Contributions** (below Rs 20,000) formed **8.65%** (Rs 217.41 cr) in income from unknown sources of the six National Parties.

Unknown Sources, as per the income-expenditure statements of National Parties, FY 2018-19 (Rs in cr)					
National Political Parties	Donations received from Electoral Bonds	By Collection from Sale of Coupons	Voluntary Contributions (below Rs 20,000)	Miscellaneous Income	Total Unknown Income
	1960.68	329.10	217.41	5.79	2512.98
Percentage share	78.02%	13.10%	8.65%	0.23%	100%

**Types of Unknown Sources as declared by National Parties, FY 2018-19**



**Unknown sources of Income of National Parties – FY 2018-19**



## Recommendations of ADR

- Since a very large percentage of the income of political parties cannot be traced to the original donor, full details of all donors should be made available for public scrutiny under the RTI. Some countries where this is done include Bhutan, Nepal, Germany, France, Italy, Brazil, Bulgaria, the US and Japan. In none of these countries is it possible for more than **67%** of the source of funds to be unknown, but at present it is so in India.
- Mode of payment of all donations (above and below Rs 20,000), income from sale of coupons, membership fees, etc. should be declared by the parties in the 'Schedules' of their audit reports, submitted annually to the Income Tax department and the ECI.
- The ECI has recommended that tax exemption be awarded only to those political parties which contest and win seats in Lok Sabha/ Assembly elections. The Commission has also recommended that details of all donors who donate above Rs 2,000 be declared in public domain. ADR supports ECI for its strong stand to enforce reforms in funding of political parties and hopes that these reforms are proactively taken up by the Government for implementation.
- Scrutiny of financial documents submitted by the political parties should be conducted annually by a body approved by CAG and ECI so as to enhance transparency and accountability of political parties with respect to their funding.
- The National and Regional political parties must provide all information under the Right to Information Act. This will only strengthen political parties, elections and democracy. However, RTI or not, political parties should voluntarily account for every rupee that they get or spend.

## Reference

For other research reports on political party funding, kindly visit <http://adrindia.org/research-and-report/political-party-watch>

Sources of funding of National and Regional Parties between FY 2004-05 and 2014-15:

<https://adrindia.org/content/analysis-sources-funding-national-and-regional-parties-fy-2004-05-2014-15>

Sources of funding of National Parties, FY 2015-16: <https://adrindia.org/content/analysis-income-expenditure-bjp-inc-fy-2015-2016>

Sources of funding of National Parties, FY 2016-17: <https://adrindia.org/content/analysis-donations-received-national-political-parties-%E2%80%93-fy-2016-17>

Sources of funding of National Parties, FY 2017-18: <https://adrindia.org/content/analysis-sources-funding-national-parties-india-fy-2017-18-0>

## Disclaimer

Source for the data used in the report are the Audited accounts Contribution Statements submitted by the political parties to the Income Tax Department and the Election Commission of India. These can be accessed from [myneta.info/party/](http://myneta.info/party/) and <https://eci.gov.in/candidate-political-parties/annual-audit-reports/annual-audit-reports/>

While all effort has been made to ensure that the information is in keeping with what is mentioned in the statements submitted by the political parties, in case of discrepancy between information in this report and that given in their

statements, the information reported by the political parties should be treated as correct. Association for Democratic Reforms, National Election Watch and their volunteers are not responsible or liable for any damage arising directly or indirectly from the publication of this report.

## Contact Details

Media and Journalist Helpline +91 80103 94248 Email: <a href="mailto:adr@adrindia.org">adr@adrindia.org</a>	Maj. Gen Anil Verma (Retd.) Head- ADR & NEW +91 11 4165 4200 +91 88264 79910 <a href="mailto:anilverma@adrindia.org">anilverma@adrindia.org</a>	Prof Jagdeep Chhokar IIM Ahmedabad (Retd.) Founder - ADR & NEW +91 99996 20944 <a href="mailto:jchhokar@gmail.com">jchhokar@gmail.com</a>	Prof Trilochan Sastry IIM Bangalore Founder Member- ADR & NEW +91 94483 53285 <a href="mailto:tsastry@gmail.com">tsastry@gmail.com</a>
--	---	---	--

## Annexure - 1

Unknown Sources of Income of National Parties during FY 2018-19 (Rs in cr)					Total Unknown Income
National Parties	Donations received from Electoral Bonds	By Collection from Sale of coupons	Voluntary Contributions (Below Rs 20,000)	Miscellaneous Income	
BJP	1450.89	0	160.98	0.1665	Rs 1612.04 cr
INC	383.26	322.596	19.717	3.306	Rs 728.88 cr
AITC	97.28	0	0	0	Rs 97.28 cr
CPM	0	0.0035	34.203	2.1885	Rs 36.395 cr
NCP	29.25	6.499	0.026	0	Rs 35.775 cr
CPI	0	0	2.485	0.127	Rs 2.61 cr
BSP	0	0	0	0	Rs 0
<b>Total</b>	<b>Rs 1960.68 cr</b>	<b>Rs 329.10 cr</b>	<b>Rs 217.41 cr</b>	<b>Rs 5.79 cr</b>	<b>Rs 2512.98 cr</b>

## Annexure – 2

### Party-wise sources of income of National Parties, FY 2018-19

Sources of income of National Parties during FY 2018-19 (Rs in cr)					
National Parties	Income from Known sources (donations details declared to ECI)	Income from Other known sources*	Income from Unknown Sources (as per Audit reports)	Total Income	Share of Unknown income
BJP	742.15	55.89	1612.04	<b>2410.08</b>	66.89%
INC	148.58	40.57	728.88	<b>918.03</b>	79.40%
AITC	44.26	51.11	97.28	<b>192.65</b>	50.50%
CPM	3.025	61.54	36.395	<b>100.96</b>	36.05%
BSP	0	69.79	0	<b>69.79</b>	0.00%
NCP	12.05	2.885	35.775	<b>50.71</b>	70.55%
CPI	1.595	2.945	2.61	<b>7.15</b>	36.50%
<b>Total</b>	<b>Rs 951.66 cr</b>	<b>Rs 284.73 cr</b>	<b>Rs 2512.98 cr</b>	<b>Rs 3749.37 cr</b>	<b>67%</b>