

# **Analysis of Donations from Corporates & Business Houses to National Parties for FY 2016-17 & 2017-18**

(Known donations above Rs 20,000 only)

**A REPORT BY**

**ASSOCIATION FOR DEMOCRATIC REFORMS**

Association for Democratic Reforms,  
T- 95, C.L. House, II Floor, Gautam Nagar,  
Near Gulmohar Commercial Complex,  
New Delhi – 110049  
Tel: 011 4165 4200

## Table of Contents

<b>Analysis of Donations from Corporates &amp; Business Houses to National Parties for FY 2016-17 &amp; 2017-18...</b>	<b>1</b>
<b>Introduction .....</b>	<b>3</b>
<b>Executive Summary.....</b>	<b>4</b>
<b>Recommendations of ADR .....</b>	<b>8</b>
<b>Detailed Analysis.....</b>	<b>9</b>
1. Total donations to National Parties .....	9
2. Year-wise corporate donations to National Parties .....	9
3. Number of corporate donations and their contributions .....	10
4. Top Corporate donors to National Parties .....	11
5. Categorization of donors based on their type of businesses .....	12
6. Sectors with top donations to National Parties.....	14
7. State-wise corporate donations to National Parties.....	15
8. Mode of payments of donations received by National parties .....	19
9. Donations without PAN, address or incomplete details of mode of payments .....	20
10. Unsegregated donations .....	21
<b>Disclaimer .....</b>	<b>21</b>
<b>Contact Details.....</b>	<b>21</b>
<b>Annexure – 1.....</b>	<b>22</b>
Details of Top Donors of BJP - FY 2016-17 & 2017-18 .....	22
Details of Top donors of INC - FY 2016-17 & 2017-18 .....	26
Details of Top donors of NCP - FY 2016-17 & 2017-18 .....	28
Details of Top donors of CPM - FY 2016-17 & 2017-18 .....	30
Details of Top donors of AITC - FY 2016-17 & 2017-18.....	30
Details of Top donors of CPI - FY 2016-17 & 2017-18.....	31
<b>Annexure – 2.....</b>	<b>32</b>
Corporate Donations to National Parties without PAN, Address & Incomplete Mode of Payment details	32

## Introduction

Political parties are required to submit details of donors who have made donations above Rs 20,000 in a financial year (between 1st April and 31st March) to the Election Commission of India, every year. Parties provide details of the name, address, PAN, mode of payment and amount contributed by each donor who has made donation above Rs 20,000 in their submission.

- Association for Democratic Reforms (ADR), in its [report dated 8<sup>th</sup> January, 2014](#), specified that **various sectors of business houses** in 8 years, **between FY 2004-05 & 2011-12**, donated a total of **Rs 378.89 cr** to National Parties, **constituting 87% of the total contribution** from **known sources** of political parties.
- In its previous report [dated 18<sup>th</sup> August, 2017](#), ADR specified that **various sectors of business houses** in 4 years, **between FY 2012-13 & 2015-16**, donated a total of **Rs 956.77 cr** to National Parties, **constituting 89% of the total contribution** from **known sources** of political parties.
- This report analyses the **donations from corporates to National Parties** between **FY 2016-17 and 2017-18**.
- Political parties considered for the report are **BJP, INC, NCP, CPI, CPM** and **AITC**. Though a National party, **BSP** has **not been considered** for analysis in this report as the party has declared that it received **no voluntary contributions** above Rs 20,000 from any donor during this period as well as during the time period since 2004.
- It is seen from the analysis that **during the period 2016-18 various sectors of business houses donated a total of Rs 985.18 cr, constituting 93% of the total contribution** to political parties from **known sources**. Donations from corporates to National Parties **increased by 160%** from the period 2004-12 to 2016-18.

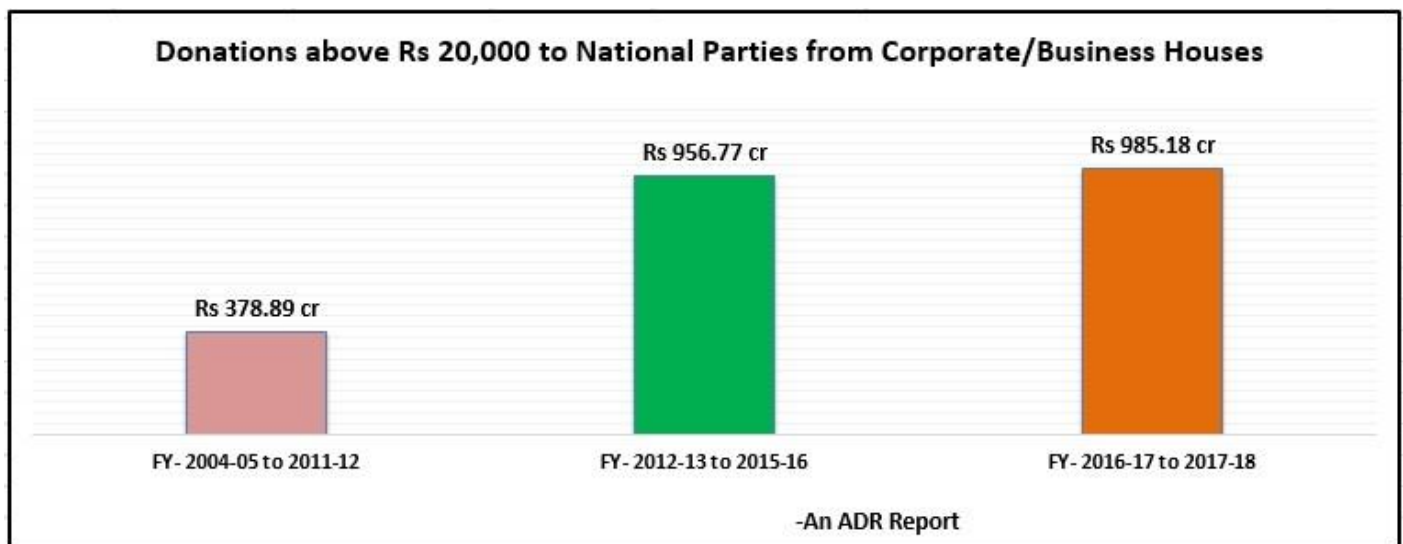


Chart: Comparison of corporate donations to National Parties between FY 2004-05 and FY 2017-18

## Executive Summary

### 1. Donations from corporate/business houses

- Out of 6 National Parties, **BJP** received the **maximum donations of Rs 915.596 cr from 1731 corporate donors** followed by **INC** which received a total contribution of **Rs 55.36 cr from 151 corporate donors**, and **NCP** with **Rs 7.737 cr from 23 corporate donors**.
- During FY 2016-17 and 2017-18, BJP's and INC's voluntary contributions above Rs 20,000 **from corporate/business houses is 94% and 81% respectively**.
- CPI has the lowest share of corporate donations at **2%**.

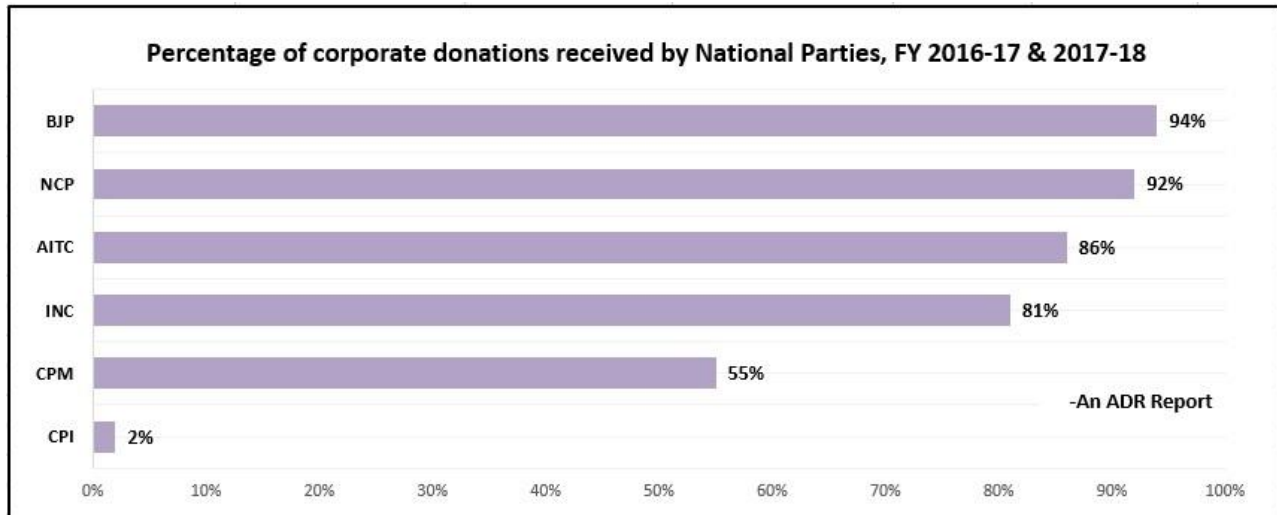


Chart: Percentage of Corporate Donations Received by National Parties, FY 2016-17 & 2017-18

### 2. Year-wise corporate donations to National Parties

- National parties have **received the maximum corporate donations of Rs 573.18 cr in the FY 2014-15** (during which the **Lok Sabha elections were held**), followed by **FY 2016-17** with **Rs 563.19 cr** and **FY 2017-18** with **Rs 421.99 cr**.
- Corporate donations** received in **FY 2016-17** and **FY 2017-18** constituted **29% and 21.73% respectively, of the total corporate donations** received between FY 2012-13 and 2017-18.
- Between **FY 2012-13 and 2017-18**, donations from corporates to National Parties **increased by 414%**, with a major drop in the percentage of corporate donations in FY 2015-16.
- Donations from corporates to National Parties **reduced by 25.07%** between **FY 2016-17 and 2017-18**.
- Between FY 2012-13 to 2015-16 and FY 2016-17 to 2017-18, share of **corporate donations** received by **CPM increased to 55% from 17%**.

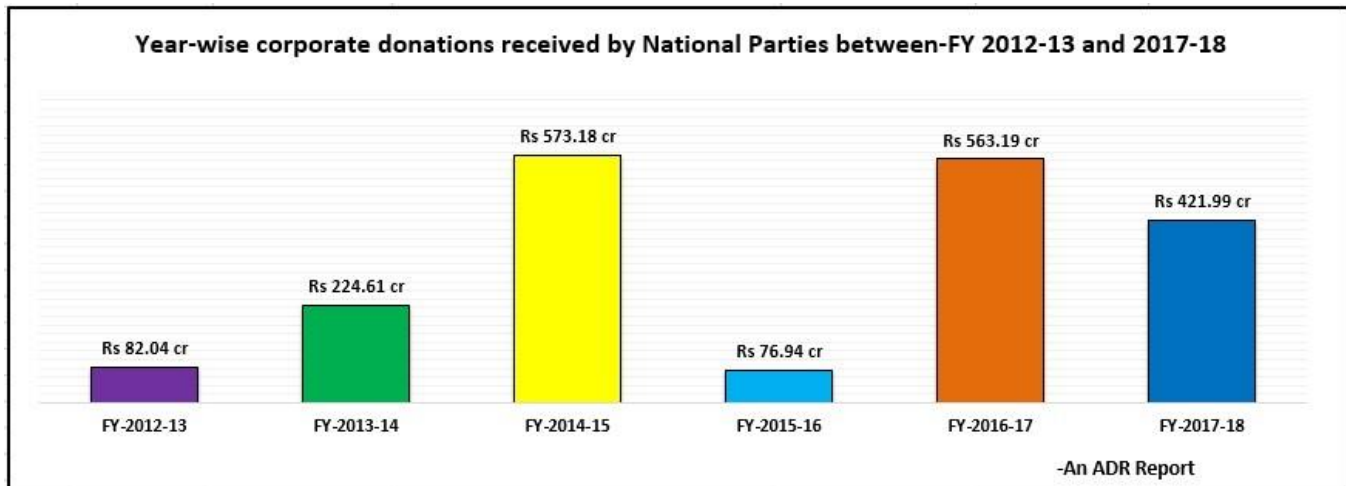


Chart: Corporate donations received by National parties between FY 2012-13 and 2017-18

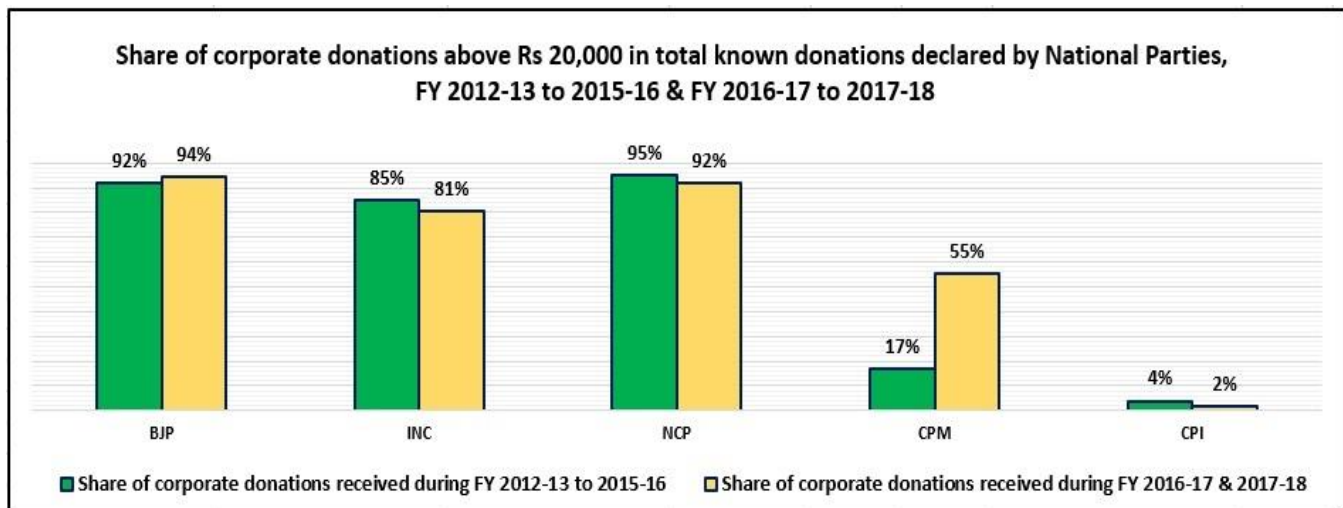


Chart: Comparison of corporate donations declared by National Parties between FY 2012-13 to 2015-16 & FY 2016-17 to 2017-18

### 3. Top corporate donors to National Parties

- Prudent/Satya Electoral Trust** was the top donor to **two of the National Parties**, between FY 2016-17 and 2017-18. The Trust donated a **total of 46 number of times** in 2 years, amounting to **Rs 429.42 cr**.
- BJP** declared receiving **Rs 405.52 cr** in **33 donations** while **INC** was the recipient of **Rs 23.90 cr** of funds in **13 donations** from Prudent/Satya Electoral Trust.
- B.G. Shirke Construction Technology Pvt. Ltd** was the top donor to **NCP** in FY 2016-17 & 2017-18.
- Details of **top donors to the 6 National Parties** between FY 2016-17 & 2017-18 are given in **Annexure – 1**.

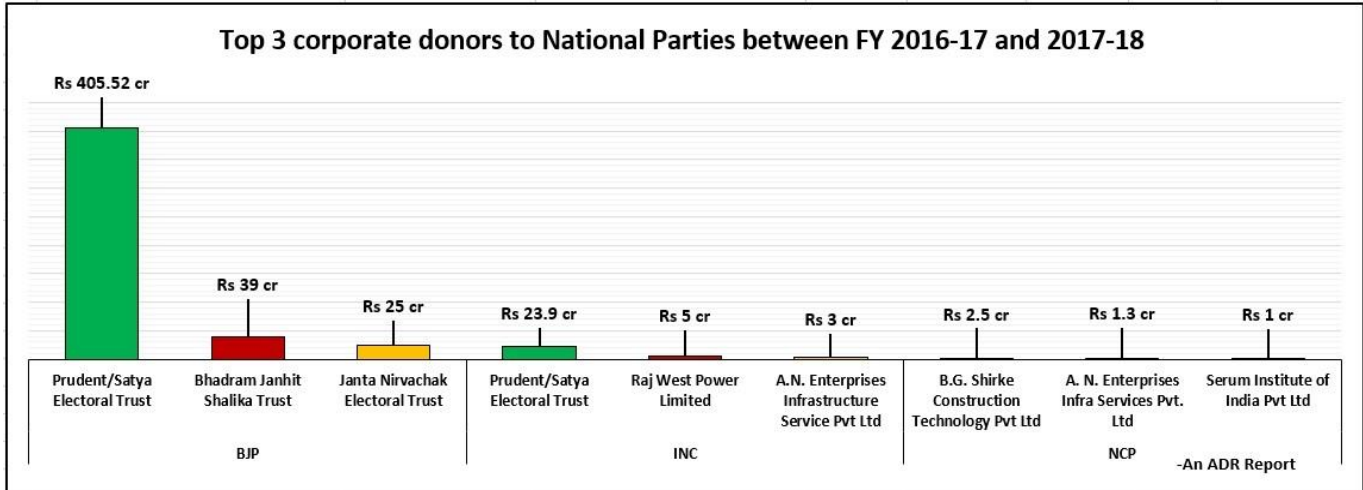


Chart: Top 3 corporate donors to National Parties, FY 2016-17 and 2017-18

#### 4. Categorization of donors based on their type of businesses

- The contributions from corporate/ business houses have been divided into **15 sectors/categories by ADR and does not form a part of the submission made by parties to ECI**. The sectors include Trusts & Group of companies; Manufacturing; Power & Oil; Mining, Construction, Exports/Imports; and Real Estate among others.
- A total of **Rs 985.18 cr** was donated by all the **corporate/ business houses** to the 6 National Parties between **FY 2016-17 and 2017-18**.
- Of this, **Rs 22.59 cr** was also received from the **unsegregated category**, which includes enterprises with no details available online or those with no clarity regarding the nature of their work.

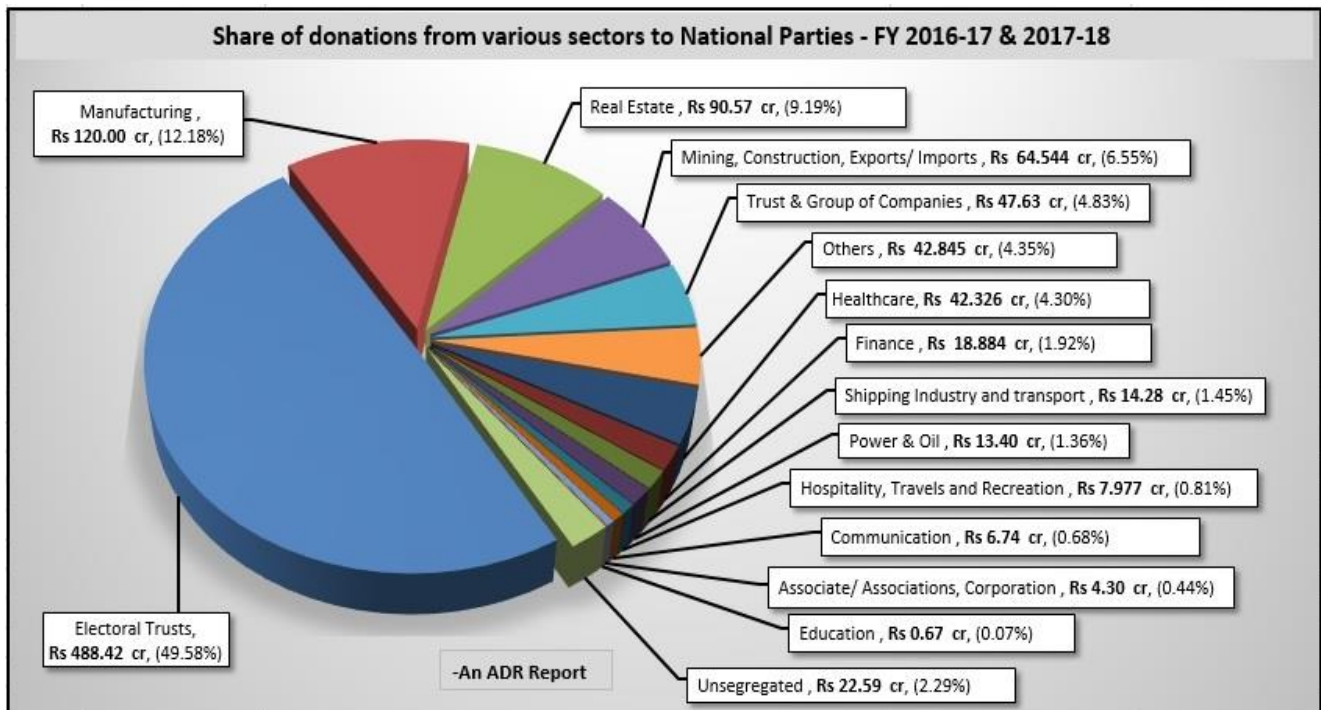


Chart: Percentage share of donations from various sectors to National Parties, FY 2016-17 & 2017-18

## 5. Sectors with top donations to National Parties

- Between FY 2016-17 and 2017-18, **Electoral Trusts** were the **biggest donors to the National Parties**, contributing a total amount of **Rs 488.42 cr**.
- Real Estate** sector was the **second highest overall contributor in FY 2016-17**, contributing a total amount of **Rs 49.94 cr**. While in the **FY 2017-18**, **Manufacturing** sector was the second highest overall contributor with **Rs 74.744 cr**.
- Between FY 2016-17 and 2017-18, **BJP and INC** received the maximum contributions from **Electoral Trusts**. **BJP** received the highest, **Rs 458.02 cr**, followed by **INC** with **Rs 29.40 cr**.

Sectors	Sector-wise donations received by National Parties		Grand Total
	FY- 2016-17	FY- 2017-18	
Electoral Trust	306.12	182.30	<b>Rs 488.42 cr</b>
Manufacturing	45.256	74.744	<b>Rs 120.00 cr</b>
Real Estate	49.94	40.63	<b>Rs 90.57 cr</b>
Mining, construction, exports/imports	41.257	23.287	<b>Rs 64.544 cr</b>
Trust & Group of companies	43.73	3.90	<b>Rs 47.63 cr</b>
Others	19.352	23.493	<b>Rs 42.845 cr</b>
Healthcare	3.794	38.532	<b>Rs 42.326 cr</b>
Finance	7.85	11.034	<b>Rs 18.884 cr</b>
Shipping Industry and Transport	8.347	5.934	<b>Rs 14.28 cr</b>
Power & Oil	12.01	1.39	<b>Rs 13.40 cr</b>
Hospitality, Travels and Recreation	7.277	0.70	<b>Rs 7.977 cr</b>
Communication	6.133	0.61	<b>Rs 6.743 cr</b>
Associate/Associations, corporation	3.04	1.26	<b>Rs 4.3 cr</b>
Education	0.262	0.412	<b>Rs 0.674 cr</b>
<b>Unsegregated</b>	<b>8.824</b>	<b>13.766</b>	<b>Rs 22.59 cr</b>
<b>Grand Total</b>	<b>Rs 563.19 cr</b>	<b>Rs 421.99 cr</b>	<b>Rs 985.18 cr</b>

Table: Sector-wise donations received by National Parties, FY 2016-17 & 2017-18

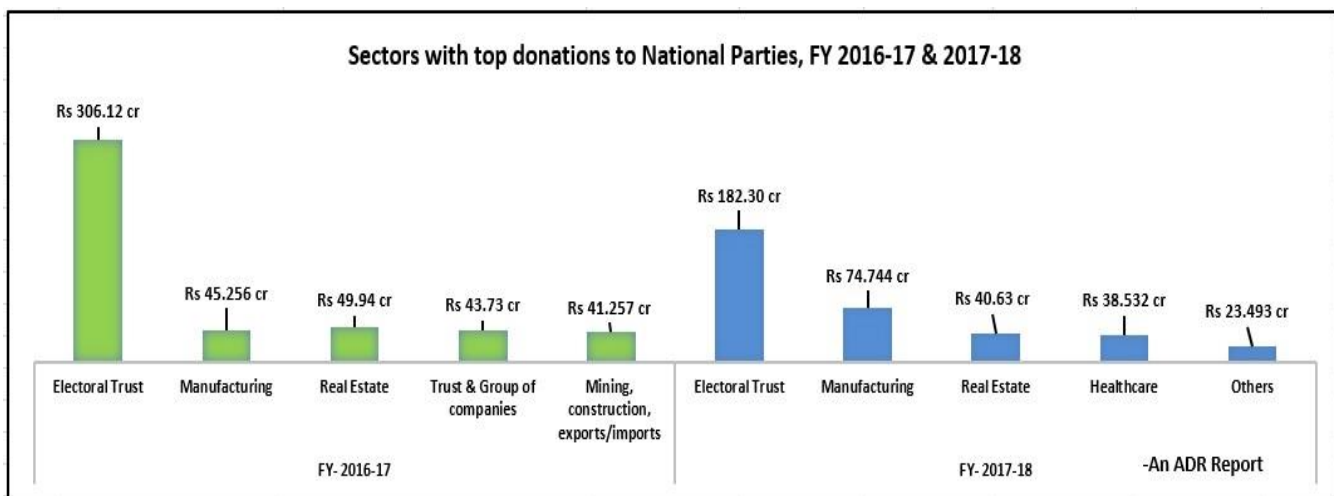


Chart: Top 5 sectors with donations to National Parties, FY 2016-17 & 2017-18

## 6. Donations without PAN details and address

- A total of **916 donations** through which National Parties received **Rs 120.14 cr** do not have address details in the contribution form.
- National parties have received **Rs 2.59 cr** from **76 donations** which do not have PAN details in the contribution form.
- 98% of such donations** without PAN and address details worth **Rs 2.50 cr** belong to the BJP.




Chart: Corporate donations to National Parties without PAN and Address details, FY 2016-17 & 2017-18

## 7. Unsegregated Donations

- 6 National Parties reported receiving **347 donations** amounting to **Rs 22.59 cr** from corporate entities which have **zero internet presence** or if they do there is **ambiguity about the nature of their work**.
- Contact and address details of most of these companies were unavailable in cases where they were visible online.
- Such contributions have not been segregated into different sectors due to incomplete information.

## Recommendations of ADR

- The **Supreme Court** gave a judgment on 13-09-2013, declaring that no part of a candidate affidavit should be left blank. Similarly, **no part of the Form 24A** submitted by political parties providing details of donations above Rs 20,000, **should be blank**.
- All donors who have donated a **minimum of Rs 20,000** as a single or multiple donations should **provide their PAN** details.
- Date** on which the **donation was made** should be recorded by the party and submitted in Form 24A.
- Any party which **does not submit** its donation statement to the ECI on or before 31<sup>st</sup> Oct should be **heavily penalized** and its income should **not be tax-exempted**.
- A total of **Rs 2.55 cr** was collected by the **National Parties** from **84 corporate donors** without obtaining their **PAN** and **Address details**. Such incomplete contributions reports must be **returned to the parties** by the ECI, to **deter** them from providing **incomplete information**.
- Corporates** should make details of their **political contributions** available in **public domain** through their websites (in annual reports or in a dedicated page) for **increasing transparency** in political financing.
- Annual scrutiny** of donations reports of **National, Regional and unrecognized** parties should be initiated by a dedicated department of the **CBDT**, to **discourage** donations from **shell companies or illegal entities**.



## Detailed Analysis

### 1. Total donations to National Parties

- In FY 2016-17 and 2017-18, the 6 National Parties received a total of **Rs 1059.25 cr** via voluntary contributions **above Rs 20,000** out of which **93%** or **Rs 985.18 cr** was from **corporates/ business houses** alone.
- BJP** received the maximum donations of **Rs 915.596 cr**, which forms **94%** of the total donations to the party above Rs 20,000 in FY 2016-17 and 2017-18.
- INC** declared a donation of **Rs 55.36 cr** from various corporate and business houses, which forms **81%** of the total donations to the party above Rs 20,000.
- CPI** received the least amount of donations from the corporate sector, receiving a total of only **Rs 4 lakhs** from **7 donations**.
- BSP** has stated that the party received no donations above Rs 20,000 from any donor in FY 2016-17 and 2017-18.

Financial Year 2016-17 & 2017-18 (Donations above Rs 20,000)			
Party	Total Donations (Rs in cr) (A)	Donations from Corporate Sector (Rs in cr) (B)	% of share (B/A*100)
<b>BJP</b>	969.31	915.596	94%
<b>INC</b>	68.56	55.36	81%
<b>NCP</b>	8.43	7.737	92%
<b>CPM</b>	8.01	4.42	55%
<b>AITC</b>	2.35	2.03	86%
<b>CPI</b>	2.59	0.04	2%
<b>Grand Total</b>	<b>Rs 1059.25 cr</b>	<b>Rs 985.18 cr</b>	<b>93%</b>

Table: Share of corporate donations above Rs 20,000 in total known donations declared by National Parties, FY 2016-17 & 2017-18

### 2. Year-wise corporate donations to National Parties

- ADR, in its **previous report dated 18<sup>th</sup> August, 2017**, specified that **various sectors of business houses** in 4 years, **between FY 2012-13 & 2015-16**, donated a total of **Rs 956.77 cr** to National Parties, **constituting 89% of the total contribution** from **known sources** of political parties.
- It is observed from this analysis that **various sectors of business houses, in 6 years** between FY 2012-13 & 2017-18, **donated a total of Rs 1941.95 cr** or **91.17% of the total contribution** from **known sources** of political parties amounting to **Rs 2129.92 cr**.
- National parties have received the **maximum corporate donations** during **FY 2014-15** (Rs 573.18 cr), **followed by FY 2016-17** (Rs 563.19 cr) & **FY 2017-18** (Rs 421.99 cr).
- Donations from corporates to National Parties was **lowest in FY 2015-16**, where it reduced to **Rs 76.94 cr**.
- Between FY 2012-13 and 2017-18, **BJP** received the **maximum corporate donations of Rs 1621.40 cr**, constituting **83.49%** of the total corporate donations in the six years.

Total Corporate Donations to National Parties between FY 2012-13 and 2017-18 (Rs in cr)							
Political Party	FY 2012-13	FY 2013-14	FY 2014-15	FY 2015-16	FY 2016-17	FY 2017-18	Grand Total
BJP	72.99	156.983	408.344	67.49	515.4	400.196	Rs 1621.40 cr
INC	7.545	53.516	128.11	8.99	36.063	19.297	Rs 253.52 cr
NCP	0	14	36.47	0.26	6.1	1.637	Rs 58.47 cr
CPM	1.46	0.08	0.235	0.117	3.563	0.857	Rs 6.31 cr
AITC	On 2 September 2016, the Election Commission of India recognized AITC as a National Political Party				2.03	0	Rs 2.03 cr
CPI	0.042	0.03	0.024	0.083	0.0345	0.005	Rs 0.22 cr
<b>Total</b>	<b>Rs 82.04 cr</b>	<b>Rs 224.61 cr</b>	<b>Rs 573.18 cr</b>	<b>Rs 76.94 cr</b>	<b>Rs 563.19 cr</b>	<b>Rs 421.99 cr</b>	<b>Rs 1941.95 cr</b>

Table: Total Corporate donations between FY 2012-13 and 2017-18

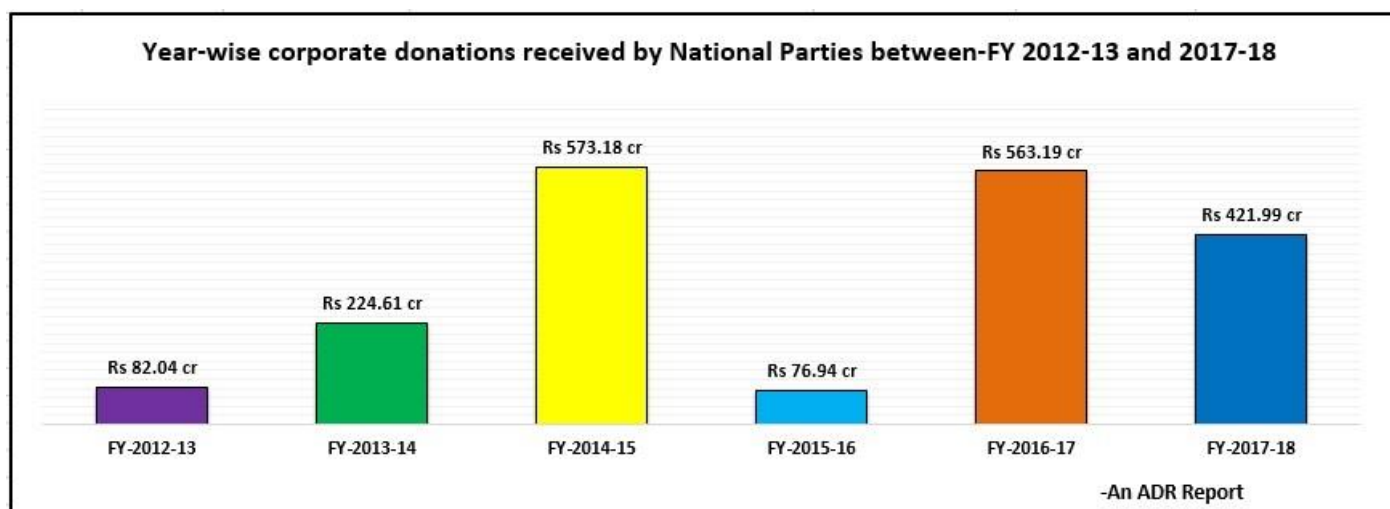


Chart: Corporate donations received by National parties between FY 2012-13 and 2017-18

### 3. Number of corporate donations and their contributions

- In FY 2016-17 & 2017-18, a total of **2061 corporate donations** were received by National Parties, according to the contributions reports of the National Parties.
- The maximum number of donations were received by **BJP**, followed by **INC**, **CPM**, **NCP**, **CPI** and **AITC**.
- BJP** declared receiving **more than five times** the total corporate donations (1731 donations) received by rest of the 5 National Parties combined (330 donations) during the same period.

Corporate/ business sector	National Parties: FY- 2016-17 & 2017-18						Total
	BJP	INC	NCP	CPM	AITC	CPI	
Number of donors from corporate/ business sector	1731	151	23	141	7	8	<b>2061 donations</b>
Total amount received from Corporate/ business sector (Rs. in cr)	915.595	55.36	7.737	4.42	2.03	0.04	<b>Rs 985.18 cr</b>

Table: Voluntary contributions from corporates/ business houses to national parties in FY 2016-17 & 2017-18

### Total Corporate Donations Received by National Parties - FY 2016-17 & 2017-18

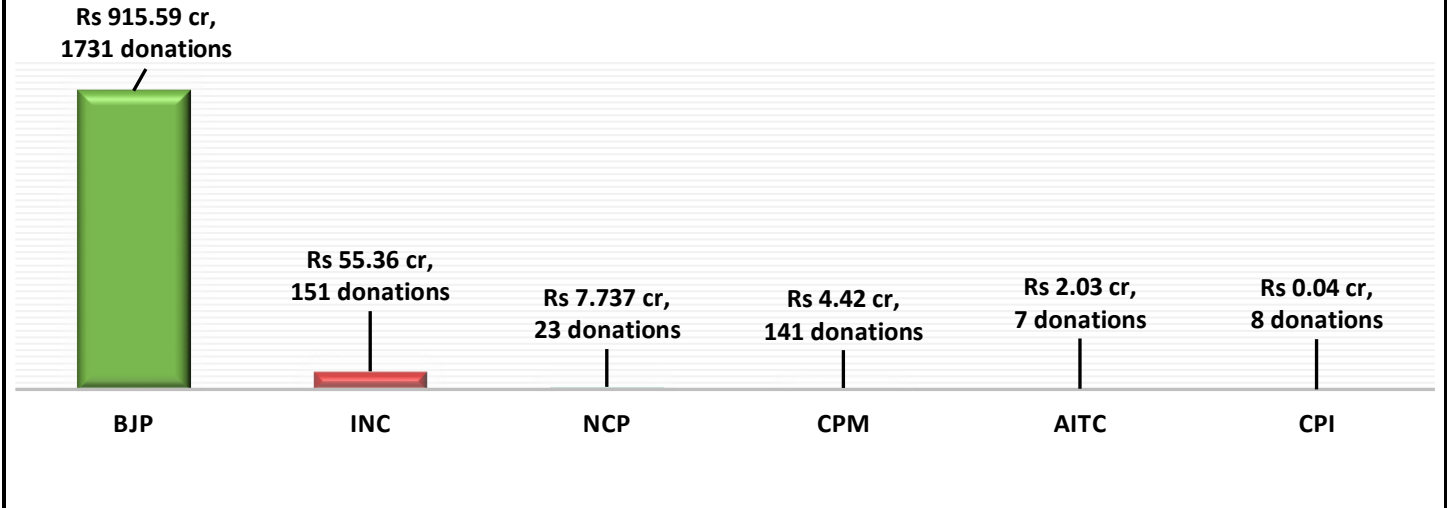


Chart: Number of corporate donations to National Parties in FY 2016-17 & 2017-18

#### 4. Top Corporate donors to National Parties

- Prudent/Satya Electoral Trust** was the top donor to **two of the National Parties**, between FY 2016-17 and 2017-18. The Trust donated a **total of 46 number of times** in 2 years, amounting to **Rs 429.42 cr**.
- BJP** declared receiving **Rs 405.52 cr in 33 donations** while **INC** was the recipient of **Rs 23.90 cr** of funds in **13 donations** from Prudent/Satya Electoral Trust.
- Bhadram Janhit Shalika Trust** was the **second highest corporate donor** to **BJP** and **INC**, donating 10 times, a total amount of **Rs 41 cr**.
- B.G. Shirke Construction Technology Pvt. Ltd** was the top donor to **NCP** in FY 2016-17 & 2017-18.
- The top donors to **CPI** were 'Unions'. **CPI** received a total of **Rs 4 lakhs** from **8** different donors.

#### Top 10 corporate donors to National Parties, FY 2016-17 & 2017-18

S.No	Name of the donor	Total donations (Rs in cr)	Party Name	No of donations	Donations (Rs in cr)	Share of donations
1	Prudent/Satya Electoral Trust	Rs 429.42 cr	BJP	33	405.52	94.43%
			INC	13	23.9	5.57%
2	Bhadram Janhit Shalika Trust	Rs 41.00 cr	BJP	9	39	95.12%
			INC	1	2	4.88%
3	Janta Nirvachak Electoral Trust	Rs 25.00 cr	BJP	1	25	100%
4	Modern Road Makers Pvt Ltd	Rs 14.00 cr	BJP	3	14	100%
5	AB General Electoral Trust	Rs 13.50 cr	BJP	2	12.5	92.59%
			INC	1	1	7.41%
6	New Democratic Electoral Trust	Rs 11.00 cr	BJP	2	11	100%
7	Apex Jewellers	Rs 10.00 cr	BJP	2	10	100%
8	Cadila Healthcare Limited	Rs 10.00 cr	BJP	1	10	100%

**Top 10 corporate donors to National Parties, FY 2016-17 & 2017-18**

S.No	Name of the donor	Total donations (Rs in cr)	Party Name	No of donations	Donations (Rs in cr)	Share of donations
9	Kakinada Seaports Ltd	Rs 10.00 cr	BJP	2	10	100%
10	B G Shirke Construction Technology P Ltd	Rs 10.005 cr	BJP	2	7.505	75%
			NCP	2	2.5	25%

Table: Top 10 corporate donors to National Parties, FY 2016-17 & 2017-18

**Top 10 corporate donors to National Parties, FY 2016-17 & 2017-18**

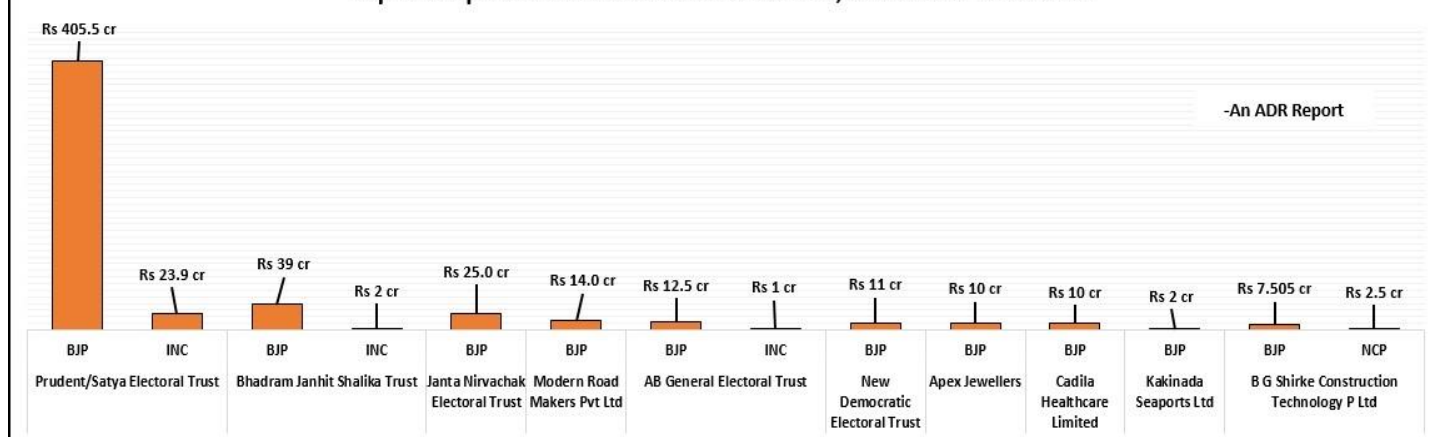


Chart: Top 10 corporate donors to National Parties, FY 2016-17 & 2017-18

**5. Categorization of donors based on their type of businesses**

- The contributions from corporate/ business houses have been classified into **15 sectors/categories** by ADR and does not form a part of the submission made by parties to ECI. These sectors include Electoral Trusts, Real Estate, Manufacturing, Trusts & Group of companies, Power & Oil, Mining, Construction, Exports/Imports among others.
- A total of **Rs 985.18 cr** was donated by all the **corporate/business sectors** to the 6 National Parties between **FY 2016-17 and 2017-18**.
- Rs 22.59 cr** was received from the unsegregated category, which includes companies with no details available online or those with no clarity regarding the nature of their work.
- Categorization of various corporate/ business houses for the purpose of this analysis is listed in the table below:

S. No.	Sector	Donors considered under this category	Total donations made	Percentage share
1	Electoral Trusts	Electoral Trusts registered with the CBDT	Rs 488.42 cr	49.58%
2	Manufacturing	Distilleries, steel, engineering, cement, bricks, machines, instruments, sugar mills, food production houses, metal, ceramics, chemicals, tea, fabrics, textile manufacturing, FMCG	Rs 120.00 cr	12.18%
3	Real Estate	Builders, Real-estate agencies, Properties, Project, Property dealers	Rs 90.57 cr	9.19%
4	Mining, construction, exports/ imports	Mining of iron ore, coal, infrastructure, export/imports of minerals, quarry & stone/metal crushers, textiles dyeing & printing, diamonds, food items, handicrafts, diamond/gold wholesalers/dealers, gold refinery, contractors	Rs 64.544 cr	6.55%

S. No.	Sector	Donors considered under this category	Total donations made	Percentage share
5	Trust & Group of companies	Family Trusts, Religious Trusts, Education Trusts, Charitable Trusts, Foundations, Group of companies*	Rs 47.63 cr	4.83%
7	Others	IT, suppliers, agencies, leasing companies, fruits/ vegetables merchants, jewellers, traders, suppliers, dealers, Service providers, wholesalers, distributors, retailers, Business Parks/Centres, Shopping Mall, Cold Storage, rent & repair, maintenance, petrol pump, HR supplier, printing press, research & development, agriculture & allied services	Rs 42.845 cr	4.35%
6	Healthcare	Pharmaceuticals, Hospitals, diagnostic centres, nursing homes, hospital and research centres, medical imaging, hospital management	Rs 42.326 cr	4.30%
8	Finance	Stocks/ share brokers, bank, finance/legal consultants, law firms, lottery agencies, securities, investments and trading companies, financiers, accounting, Chartered Accountants, Bank, commodity brokers, insurance & pension services	Rs 18.884 cr	1.92%
10	Shipping Industry and transport	Port, shipping companies, freight services, courier companies, toll-ways, packers and movers, transportation business houses, logistics, aviation, motor dealers	Rs 14.28 cr	1.45%
9	Power & Oil	Power generation and distribution companies, power plants, oil & gas industries, gas distribution/agencies, pipeline laying	Rs 13.40 cr	1.36%
11	Hospitality, Travels and Recreation	Hotels, club/ resorts, decorators, taxi owners, travel agencies/solutions, cruise companies, Restaurants, Amusement Parks, Event Management, entertainment, gym, casino, lottery	Rs 7.977 cr	0.81%
12	Communication	Telecom houses, cable networks, advertising, marketing, publicity, tele-services, media	Rs 6.743 cr	0.68%
13	Associate/ associations, corporation	Consultancy services, corporations, organizations, builders' association, housing corporations, detectives, security & intelligence services, traders' association, trade unions, employees' union, Philanthropy/Charity, NGO, Project Management	Rs 4.3 cr	0.44%
14	Education	Educational institutes, colleges and schools, coaching centres, publishing, sports academy/coaching centres	Rs 0.674 cr	0.07%
15	<b>Unsegregated</b>	<b>Incomplete or no presence online or no clarity about the nature of their work</b>	<b>Rs 22.59 cr</b>	<b>2.29%</b>
<b>Total donation made by corporate and business houses</b>			<b>Rs 985.18 cr</b>	<b>100%</b>

Table: Details of donors considered under various categories along with the total donation made under each category

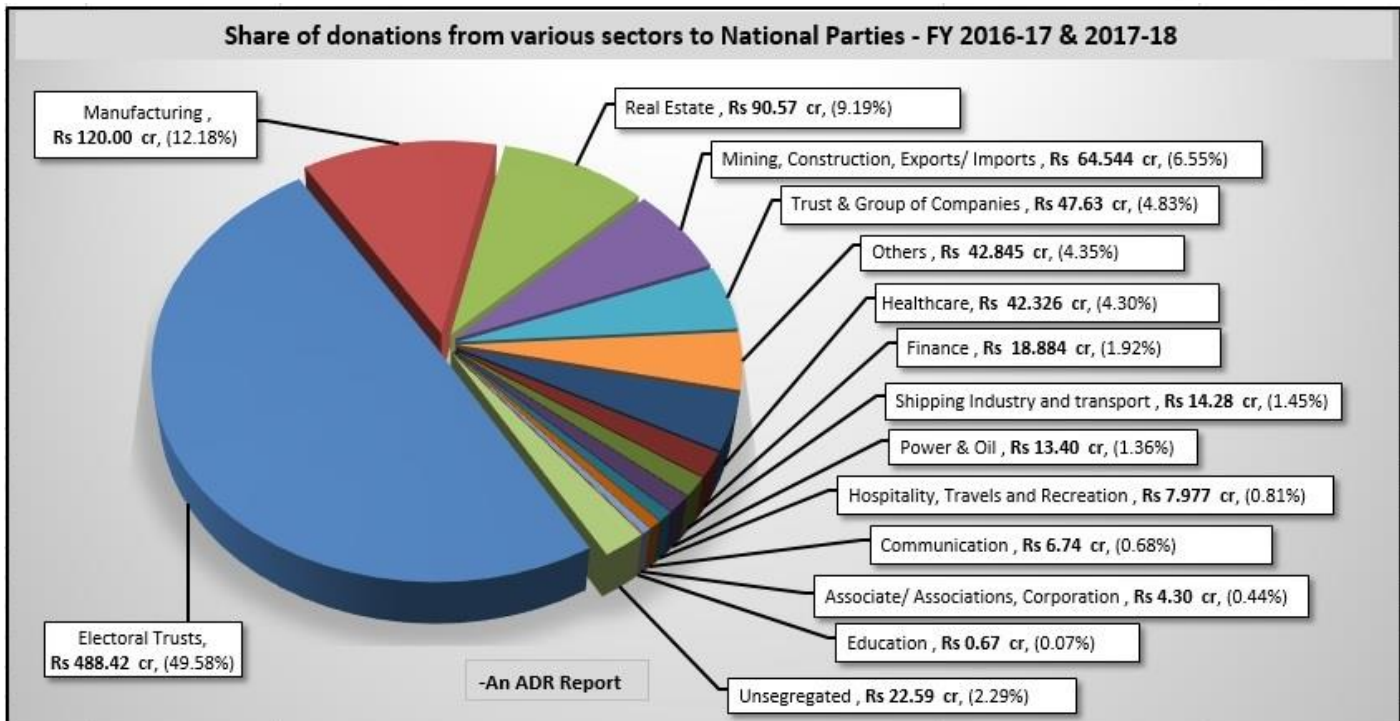


Chart: Percentage share of donations from various sectors to National Parties, FY 2016-17 & 2017-18

#### 6. Sectors with top donations to National Parties

- a) In FY 2016-17 & 2017-18, **Electoral Trust** donated the maximum amount of **Rs 488.42 cr** followed by **Manufacturing sector**, contributing a total of **Rs 120 cr** and **Real Estate sector**, contributing a total of **Rs 90.57 cr** to the 6 National Parties.
- b) **BJP and INC** received the maximum contributions from **Electoral Trusts**. **BJP** received the highest, **Rs 458.02 cr**, followed by **INC** with **Rs 29.40 cr**.
- c) **NCP** received the maximum contributions from **Mining, Construction, Exports/Imports**, **Rs 3.70 cr**.
- d) **BJP and INC** are the **two parties that received donations from all sectors**.
- e) **BJP** received the highest donations from all 14 sectors including **Manufacturing** (Rs 107.54 cr), **Real Estate** (Rs 88.575 cr), **Mining, construction, exports/imports** (Rs 57.40 cr) etc.
- f) **95.16%** of the total donations under the **Unsegregated category** was also received by the **BJP**.

Corporate Sector	Sector - wise Donations of National Parties (Rs in cr) - FY 2016-17 & 2017-18						Grand Total
	BJP	INC	NCP	CPM	AITC	CPI	
Electoral Trust	458.02	29.40	0.50	0	0.5	0	Rs 488.42 cr
Manufacturing	107.54	10.13	0.672	0.405	1.25	0	Rs 120.00 cr
Real Estate	88.575	1.53	0.36	0.085	0.02	0	Rs 90.57 cr
Mining, construction, exports/imports	57.40	2.986	3.70	0.458	0	0	Rs 64.544 cr
Trust & Group of companies	44.484	3.01	0.10	0.032	0	0	Rs 47.63 cr
Others	37.77	3.47	1.32	0.283	0	0.0025	Rs 42.845 cr
Healthcare	38.578	2.52	1.00	0.228	0	0	Rs 42.326 cr
Finance	18.324	0.30	0.07	0.04	0.15	0	Rs 18.884 cr
Shipping Industry and transport	14.15	0.105	0	0.027	0	0	Rs 14.28 cr
Power & Oil	12.79	0.50	0	0	0.11	0	Rs 13.40 cr
Hospitality, Travels and Recreation	7.635	0.27	0	0.072	0	0	Rs 7.977 cr
Communication	6.693	0.05	0	0	0	0	Rs 6.743 cr
Associate/Associations, corporation	1.68	0.08	0	2.51	0	0.03	Rs 4.3 cr
Education	0.457	0.105	0	0.11	0	0.002	Rs 0.674 cr
<b>Unsegregated</b>	<b>21.50</b>	<b>0.905</b>	<b>0.015</b>	<b>0.17</b>	<b>0</b>	<b>0.003</b>	<b>Rs 22.59 cr</b>
<b>Grand Total</b>	<b>Rs 915.596 cr</b>	<b>Rs 55.36 cr</b>	<b>Rs 7.737 cr</b>	<b>Rs 4.42 cr</b>	<b>Rs 2.03 cr</b>	<b>Rs 0.04 cr</b>	<b>Rs 985.18 cr</b>

Table: Sector-wise donations by corporates/ business houses to National Parties in FY 2016-17 & 2017-18

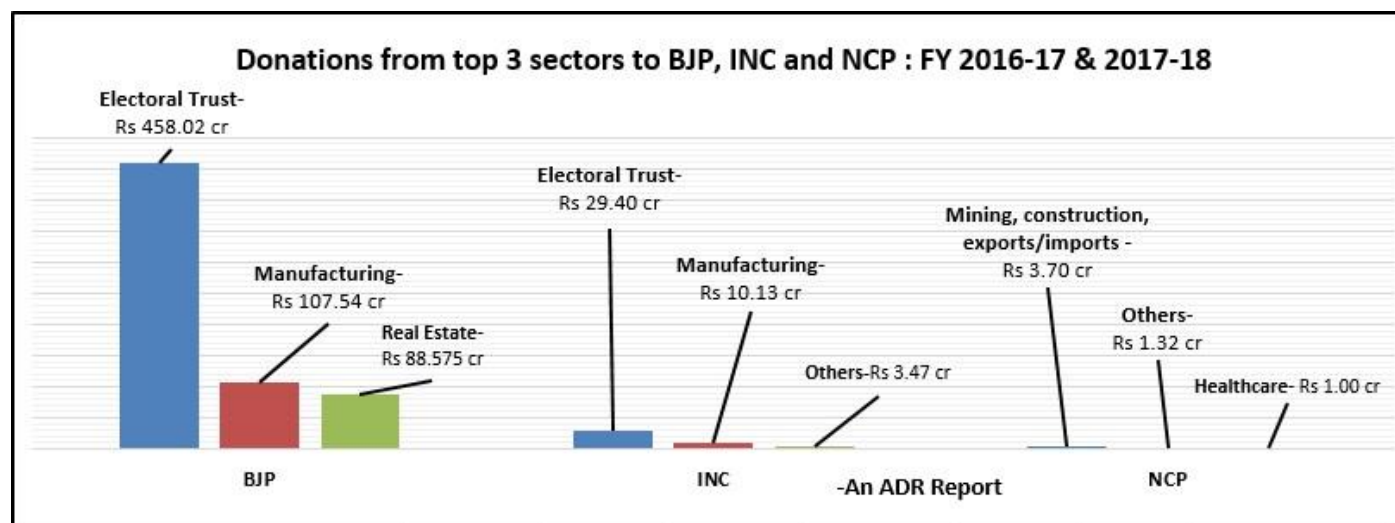


Chart: Donations from top 3 sectors to BJP, INC and NCP, FY 2016-17 & 2017-18

## 7. State-wise corporate donations to National Parties

- Top three states from where maximum corporate donations were received, in FY 2016-17 & 2017-18, were **Delhi (Rs 481.37 cr)**, **Maharashtra (Rs 176.88 cr)** and **Karnataka (Rs 43.184 cr)**.
- Donations from **Delhi** constituted **48.86%** of the total corporate donations, followed by **Maharashtra** at **17.95%**.

- c) **Donations with undeclared address of corporates also formed a large sum of Rs 121.12 cr**, which was **12.29%** of the total corporate donations.
- d) **Rs 430.42** or **88.12%** of the total corporate donations from electoral trusts was received in Delhi.
- e) Sectors from where maximum contributions were received in Maharashtra were **Electoral Trust (Rs 39 cr)**, **Trust & Group of companies (Rs 36.07 cr)**, **Real Estate (Rs 28.056 cr)** and **Mining, Construction, Exports/Imports (Rs 22.99 cr)**.

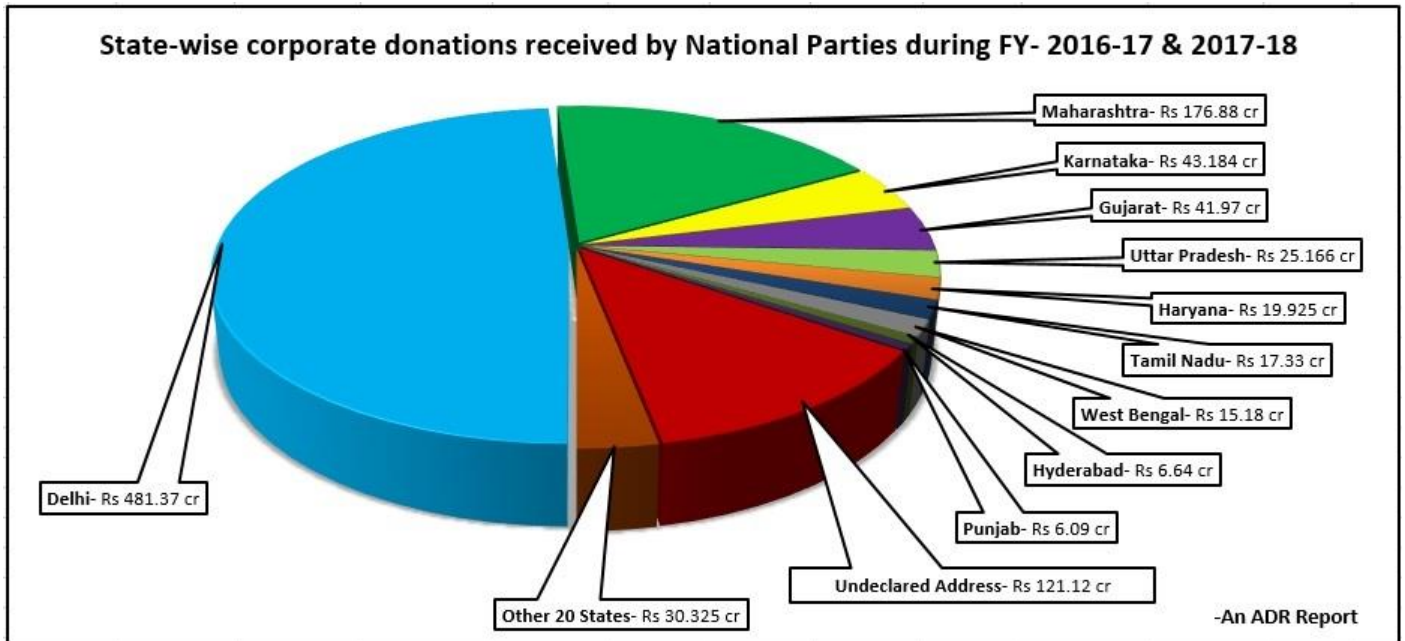


Chart: State-wise corporate donations to National Parties, FY 2016-17 & 2017-18



State	State-Wise Corporate donations received by National Parties during FY- 2016-17 & 2017-18															Grand Total
	Electoral Trust	Manufacturing	Real Estate	Mining, construction, exports /imports	Trust & Group of companies	Others	Healthcare	Finance	Shipping Industry and transport	Power & Oil	Hospitality, Travels and Recreation	Communication	Associate/Associations, corporation	Education	Unsegregated	
Delhi	430.42	23.878	14.06	2.17	0.05	2.32	1	1.53	0.555	1.51	0.355	0.105	0.0021	0	3.416	Rs 481.37 cr
Maharashtra	39.00	19.03	28.056	22.99	36.07	9.237	10.15	9.58	1.24	0.36	0.405	0.012	0.03	0	0.72	Rs 176.88 cr
Karnataka	0	12.77	16.432	2.926	1.8	0.852	6	0.3	0.0045	0	0.152	0.1	0	0.005	1.842	Rs 43.184 cr
Gujarat	0	10.08	8.16	4.01	0.45	2.03	12	0.5	0	1.5	0.04	0.3	0	0.0075	2.893	Rs 41.97 cr
Uttar Pradesh	0	5.07	16.75	0.075	0	2.07	0	0	0.04	0	0.5	0	0.526	0.11	0.025	Rs 25.166 cr
Haryana	0	8.055	0.03	1.2	0	1.62	0	0.07	0	8.85	0	0	0	0.1	0	Rs 19.925 cr
Tamil Nadu	3.00	1.193	0.08	5.233	0	3.968	0.15	0.25	0.0025	0.0025	0.005	0	2.55	0.005	0.891	Rs 17.33 cr
West Bengal	4.50	7.223	0.42	0	0	0.946	0	0.98	0	0.11	0	0.75	0.25	0	0	Rs 15.18 cr
Hyderabad	0	0.1	0.12	1.22	0	0.15	0	0	5	0	0	0	0	0	0.05	Rs 6.64 cr
Punjab	0	0.455	0	0.01	0.325	5	0	0.3	0	0	0.0024	0	0	0	0	Rs 6.09 cr
Meghalaya	0	5.6	0	0	0	0	0	0	0	0.4	0	0	0.01	0	0	Rs 6.01 cr
Rajasthan	0	4.535	0.01	0.81	0	0.16	0	0	0.1	0	0	0	0	0	0	Rs 5.615 cr
Andhra Pradesh	0	0.122	0.02	0.03	0	0.02	0.026	0	5.02	0	0.015	0	0.0125	0.01	0.067	Rs 5.343 cr
Goa	0	0.38	0.33	1.13	1.00	0.29	0	0	0	0	0.73	0	0	0	0.255	Rs 4.115 cr
Kerala	0	0.21	0.203	0.23	0.025	0.139	0.092	0.01	0.005	0	0.0075	2.974	0	0.11	0.05	Rs 4.056 cr
Assam	0	1.637	0	0.31	0	0.003	0	0	0	0	0	0	0.05	0.003	0	Rs 2.003 cr
Uttarakhand	0	0.56	0	0.32	0	0	0	0	0.005	0	0	0	0	0	0.01	Rs 0.895 cr
Chhattisgarh	0	0.065	0.01	0.51	0.01	0.01	0.022	0	0	0	0	0	0	0	0.005	Rs 0.63 cr
Bihar	0	0	0	0	0	0	0	0	0	0	0	0	0.51	0	0	Rs 0.51 cr
Jharkhand	0	0.093	0.075	0.045	0	0.048	0	0	0	0.0025	0.0021	0.012	0.01	0.0025	0.129	Rs 0.42 cr
Dadar & Nagar Haveli	0	0.1	0	0	0	0.2	0	0	0	0	0	0	0	0	0	Rs 0.3 cr

State	State-Wise Corporate donations received by National Parties during FY- 2016-17 & 2017-18															Grand Total
	Electoral Trust	Manufacturing	Real Estate	Mining, construction, exports /imports	Trust & Group of companies	Others	Healthcare	Finance	Shipping Industry and transport	Power & Oil	Hospitality, Travels and Recreation	Communication	Associate/Associations, corporation	Education	Unsegregated	
Telangana	0	0.05	0	0.105	0	0	0	0	0	0	0	0	0	0	0.05	Rs 0.205 cr
Jammu & Kashmir	0	0.102	0	0	0	0	0	0	0	0	0	0	0	0	0	Rs 0.102 cr
Manipur	0	0	0	0.02	0	0	0	0	0	0	0	0	0	0	0.015	Rs 0.035 cr
Daman & Diu	0	0.027	0	0	0	0	0	0	0	0	0	0	0	0	0	Rs 0.027 cr
Chandigarh	0	0.015	0	0	0	0	0	0.01	0	0	0	0	0	0	0	Rs 0.025 cr
Madhya Pradesh	0	0	0	0	0	0	0	0	0	0	0.01	0	0	0	0	Rs 0.01 cr
Himachal Pradesh	0	0	0	0	0	0	0	0	0	0	0.0075	0	0	0	0	Rs 0.0075 cr
Tripura	0	0.0075	0	0	0	0	0	0	0	0	0	0	0	0	0	Rs 0.0075 cr
Puducherry	0	0	0	0	0	0	0	0	0	0	0	0	0	0.005	0	Rs 0.005 cr
<b>Undeclared Address</b>	<b>11.5</b>	<b>18.64</b>	<b>5.81</b>	<b>21.2</b>	<b>7.9</b>	<b>13.784</b>	<b>12.88</b>	<b>5.354</b>	<b>2.31</b>	<b>0.665</b>	<b>5.745</b>	<b>2.49</b>	<b>0.35</b>	<b>0.317</b>	<b>12.17</b>	<b>Rs 121.12 cr</b>
<b>Grand Total</b>	<b>Rs 488.42 cr</b>	<b>Rs 120.00 cr</b>	<b>Rs 90.57 cr</b>	<b>Rs 64.544 cr</b>	<b>Rs 47.63 cr</b>	<b>Rs 42.845 cr</b>	<b>Rs 42.32 cr</b>	<b>Rs 18.884 cr</b>	<b>Rs 14.28 cr</b>	<b>Rs 13.40 cr</b>	<b>Rs 7.977 cr</b>	<b>Rs 6.743 cr</b>	<b>Rs 4.30 cr</b>	<b>Rs 0.674 cr</b>	<b>Rs 22.59 cr</b>	<b>Rs 985.18 cr</b>

Table: State wise corporate donations to National Parties, FY 2016-17 & 2017-18

**8. Mode of payments of donations received by National parties**

- a) Overall, **highest amount** has been received through **Cheque/DD (Rs 786.603 cr)**, followed by **Bank Transfer (Rs 175.764 cr)**.
- b) Mode of payment is either incomplete or undeclared in case for **211 donations** through which National Parties received **Rs 22.81 cr**, which forms **2.32%** of the total amount of donations received by corporate/business houses.
- c) **52.96%** or **Rs 12.08 cr** of the total donations with Incomplete and undeclared mode of payment have been received by the **INC** alone while **124 donations** or **Rs 8.066 cr** of the total donations with Incomplete or undeclared mode of payment was received by the **BJP**.
- d) **100%** of corporate donations to **AITC** either have incomplete or undeclared mode of payment.

Party	Mode of Payments declared by National parties : FY- 2016-17 & 2017-18 (Rs in cr)								Total number of donations	Total amounts of Contribution
	Cheque/DD		Bank Transfer		Incomplete and Undeclared		By cash			
	Number of donations	Amount of Contribution	Number of donations	Amount of Contribution	Number of donations	Amount of Contribution	Number of donations	Amount of Contribution		
BJP	1416	737.29	191	170.24	124	8.066	0	0	1731	Rs 915.596 cr
INC	109	42.5	9	0.778	33	12.08	0	0	151	Rs 55.36 cr
NCP	16	3.397	7	4.34	0	0	0	0	23	Rs 7.737 cr
CPM	84	3.416	11	0.374	46	0.63	0	0	141	Rs 4.42 cr
AITC	0	0	0	0	7	2.03	0	0	7	Rs 2.03 cr
CPI	0	0	6	0.032	1	0.005	1	0.0025	8	Rs 0.04 cr
<b>Grand Total</b>	<b>1625 donations</b>	<b>Rs 786.603 cr</b>	<b>224 donations</b>	<b>Rs 175.764 cr</b>	<b>211 donations</b>	<b>Rs 22.81 cr</b>	<b>1 donations</b>	<b>Rs 0.0025 cr</b>	<b>2061 donations</b>	<b>Rs 985.18 cr</b>

Table: Mode of payments of donations received by National parties in FY 2016-17 & 2017-18

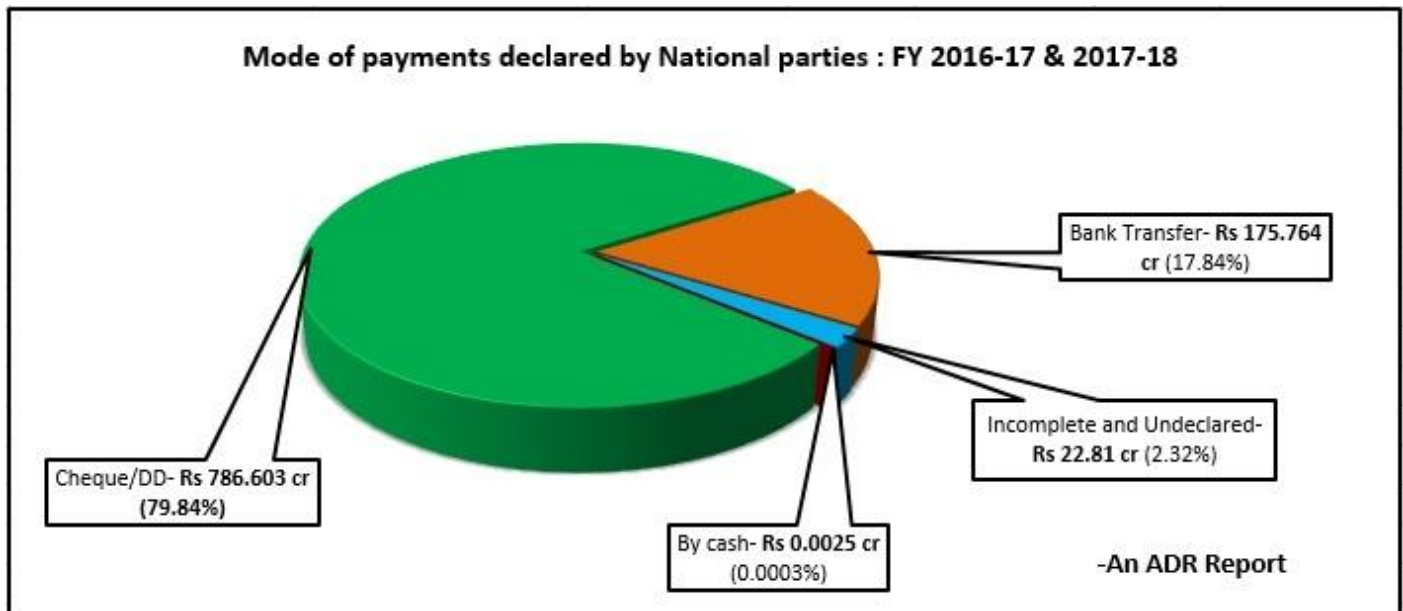


Chart: Mode of payment as declared by National parties in FY 2016-17 & 2017-18

**9. Donations without PAN, address or incomplete details of mode of payments**

- a) A total of **916 donations** through which National Parties received **Rs 120.14 cr** do not have address details in the contribution form.
- b) **98.77% of such donations** worth **Rs 118.66 cr** without address details belong to the **BJP**.
- c) National Parties have received **Rs 20.96 cr** from **182 donations** which **do not have complete details of mode of payments**.
- d) In case of **84 donations** through which **Rs 2.55 cr** have been received, there is **neither PAN detail, nor address is available**.
- e) **98% of such donations** worth **Rs 2.50 cr** without PAN and address details belong to the **BJP**.
- f) Overall, there were a total of **20 donations** declared by National Parties in which there was absolutely no information related to **PAN, address and incomplete details of mode of payment** of donations. Such contributions amount to **Rs 98 lakhs**. Details are provided in **Annexure – 2**.

Corporate donations to National Parties without PAN, Address & Incomplete details of mode of payments FY 2016-17 & 2017-18 (Rs in cr)								
Party	No Address		No PAN		Incomplete Mode of Payments		No Address, No PAN & Incomplete Mode of Payments	
	No of donations	Amounts	No of donations	Amounts	No of donations	Amounts	No of donations	Amounts
BJP	867	118.66	57	1.64	97	6.25	19	0.976
INC	5	0.61	7	0.876	31	12.05	1	0.0025
CPM	37	0.834	4	0.033	46	0.63	0	0
CPI	7	0.034	8	0.039	1	0.005	0	0
AITC	0	0	0	0	7	2.03	0	0
<b>Total</b>	<b>916 donations</b>	<b>Rs 120.14 cr</b>	<b>76 donations</b>	<b>Rs 2.59 cr</b>	<b>182 donations</b>	<b>Rs 20.96 cr</b>	<b>20 donations</b>	<b>Rs 0.98 cr</b>

Table: Donations without PAN, Address & Incomplete details of mode of payments, FY 2016-17 & 2017-18

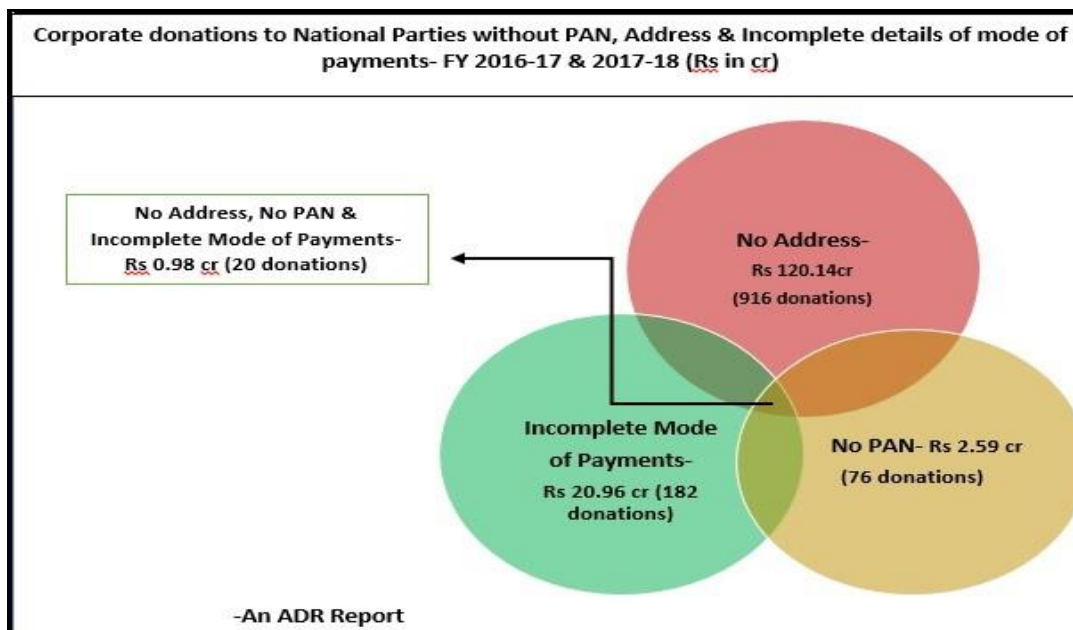


Chart: Donations without PAN, Address & Incomplete details of mode of payments, FY 2016-17 & 2017-18

## 10. Unsegregated donations

- 6 National Parties reported receiving **347 donations** amounting to **Rs 22.59 cr** from such corporate entities who have **zero internet presence** or if they do there is **ambiguity about the nature of their work**.
- Contact details of most of these companies were unavailable in cases where they were visible online.
- Such contributions have not been segregated into different sectors due to incomplete information.
- BJP** has received **95.16%** or **Rs 21.497 cr** of the total **unsegregated donations** while all donors to NCP were segregated into various sectors.

Unsegregated donations	BJP	INC	CPM	AITC	CPI	Total
Amount contributed	Rs 21.497 cr	Rs 0.905 cr	Rs 0.17 cr	Rs 0.015 cr	Rs 0.003 cr	<b>Rs 22.59 cr</b>
Total number of donations	318	10	17	1	1	<b>347 donations</b>

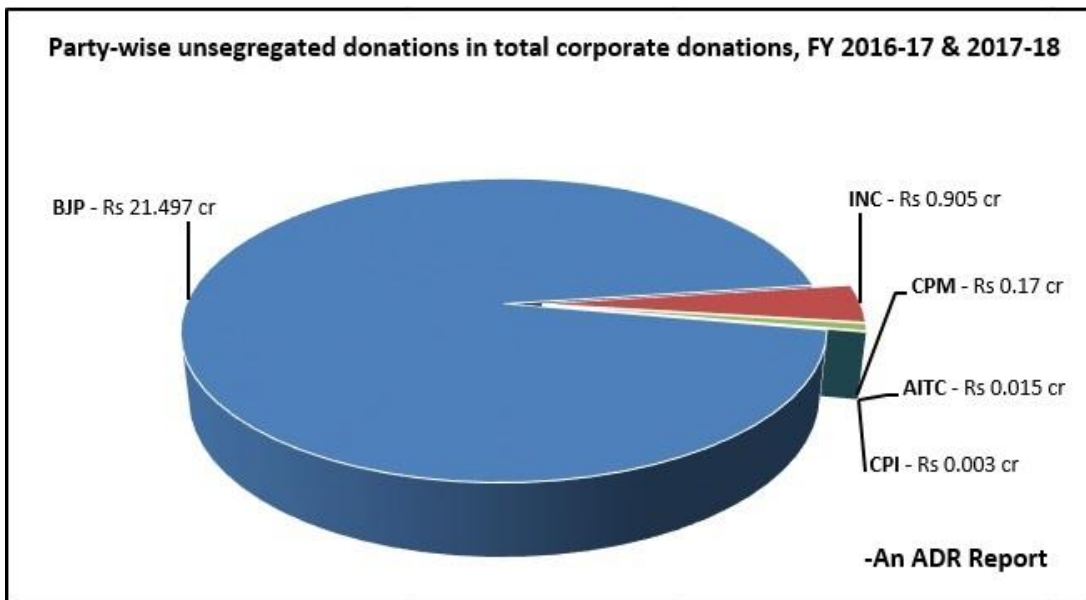


Chart: Party-wise share of unsegregated donations in total corporate donations, FY 2016-17 & 2017-18

## Disclaimer

The source for the donor details used in this report is the Contribution Statement submitted by the political parties to the Election Commission of India which can be accessed from [http://eci.nic.in/eci\\_main1/PolPar/ContributionReports.aspx](http://eci.nic.in/eci_main1/PolPar/ContributionReports.aspx). The donors are categorized into various sectors based on the information provided by the corporates on their websites.

## Contact Details

Media and Journalist Helpline  +91 80103 94248 Email: adr@adrindia.org	Maj Gen Anil Verma (Retd) Head – ADR & NEW  +91 8826479910 anilverma@adrindia.org	Prof Jagdeep Chhokar IIM Ahmedabad (Retd) Founder Member– ADR & NEW +919999620944 jchhokar@gmail.com	Prof Trilochan Sastry IIM Bangalore Founder Member– ADR & NEW +919448353285, tsastry@gmail.com
---	---	--	--

## Annexure – 1

### Details of Top Donors of BJP - FY 2016-17 & 2017-18

<i>Corporate donations declared by BJP as received above Rs 20,000 from donors who contributed during FY 2016-17&amp; 2017-18</i>							
S.No.	Name	Complete Address of the Contributing Person/Company	PAN (if any) and Income Tax Ward/Circle	Total Contribution (Rs.)	Amount of Contribution (Rs.)	Mode of Contribution *(Cheque/Demand Draft /cash)	Financial Year
1	Prudent/Satya Electoral Trust	G-15, Hans Bhawan, 1 Bahadurshah Zafar Marg New Delhi-110002	Yes	<b>4,05,52,00,000</b>	49,00,00,000	181, HDFC Bank, Suryakiran Build K.G. Marg New Delhi	2016-17
		G-15, Hans Bhawan, 1 Bahadurshah Zafar Marg, New Delhi-110002	Yes		23,50,00,000	207, HDFC Bank Suryakiran Build K.G. Marg New Delhi	2016-17
		G-15, Hans Bhawan, 1 Bahadurshah Zafar Marg New Delhi-110002	Yes		21,00,00,000	208, HDFC Bank, Suryakiran Build K.G. Marg New Delhi	2016-17
		G-15, Hans Bhawan, 1 Bahadurshah Zafar Marg New Delhi-110002	Yes		20,00,00,000	178, HDFC Bank, Suryakiran Build K.G. Marg New Delhi	2016-17
		G-15, Hans Bhawan, 1 Bahadurshah Zafar Marg, New Delhi-110002	Yes		19,00,00,000	192, HDFC Bank, Suryakiran Build K.G. Marg New Delhi	2016-17
		G-15, Hans Bhawan, 1 Bahadurshah Zafar Marg, New Delhi-110002	Yes		18,00,00,000	194, HDFC Bank, Suryakiran Build K.G. Marg New Delhi	2016-17
		G-15, Hans Bhawan, 1 Bahadurshah Zafar Marg New Delhi-110002	Yes		17,40,00,000	222, HDFC Bank, Suryakarn Build K.G. Marg New Delhi	2016-17
		G-15, Hans Bhawan, 1 Bahadurshah Zafar Marg New Delhi-110002	Yes		17,00,00,000	218, HDFC Bank, Suryakiran Build K.G. Marg New Delhi	2016-17
		G-15, Hans Bhawan, 1 Bahadurshah Zafar Marg New Delhi-110002	Yes		13,90,00,000	188, HDFC Bank, Suryakiran Build K.G. Marg New Delhi	2016-17
		G-15, Hans Bhawan, 1 Bahadur Shah Zafar Marg, New Delhi-110002	Yes		11,00,00,000	227, HDFC Bank, Kailash Building, K.G. Marg, New Delhi, Dt.25.04.2017	2017-18
		G-15, Hans Bhawan, 1 Bahadurshah Zafar Marg New Delhi-110002	Yes		10,42,00,000	217, HDFC Bank, Suryakiran Build K.G. Marg New Delhi	2016-17
		G-15, Hans Bhawan, 1 Bahadurshah Zafar Marg, New Delhi-110002	Yes		10,00,00,000	198, HDFC Bank, Suryakiran Build K.G. Marg New Delhi	2016-17

**Corporate donations declared by BJP as received above Rs 20,000 from donors who contributed during FY 2016-17& 2017-18**

S.No.	Name	Complete Address of the Contributing Person/Company	PAN (If any) and Income Tax Ward/Circle	Total Contribution (Rs.)	Amount of Contribution (Rs.)	Mode of Contribution *(Cheque/Demand Draft /cash)	Financial Year
		G-15, Hans Bhawan, 1 Bahadurshah Zafar Marg New Delhi-110002	Yes		9,00,00,000	211, HDFC Bank, Suryakiran Build K.G. Marg New Delhi	2016-17
		G-15, Hans Bhawan, 1 Bahadurshah Zafar Marg, New Delhi-110002	Yes		8,50,00,000	203, HDFC Bank, Suryakiran Build K.G. Marg New Delhi	2016-17
		G-15, Hans Bhawan, 1 Bahadurshah Zafar Marg New Delhi-110002	Yes		7,50,00,000	224, HDFC Bank, Suryakiran Build K.G. Marg New Delhi	2016-17
		G-15, Hans Bhawan, 1 Bahadurshah Zafar Marg New Delhi-110002	Yes		7,00,00,000	220, HDFC Bank, Suryakiran Build, K.G. Marg	2016-17
		G-15, Hans Bhawan, 1 Bahadur Shah Zafar Marg, New Delhi-110002	Yes		25,00,00,000	308, HDFC Bank, Kailash Building, K.G. Marg New Delhi, Dt.23.10.2017	2017-18
		G-15, Hans Bhawan, 1 Bahadur Shah Zafar Marg, New Delhi-110002	Yes		20,00,00,000	319, HDFC Bank, 209-214, Kailash Building, 26 Kasturba Gandhi Marg, New Delhi-110001, Dt.02.12.2017	2017-18
		G-15, Hans Bhawan, 1 Bahadur Shah Zafar Marg, New Delhi-110002	Yes		20,00,00,000	326, HDFC Bank, 209-214, Kailash Building, 26, Kasturba Gandhi Marg, New Delhi-110001, Dt.31.01.2018	2017-18
		G-15, Hans Bhawan, 1 Bahadur Shah Zafar Marg, New Delhi-110002	Yes		11,50,00,000	301, HDFC Bank, Kailash Building, K.G. Marg New Delhi, Dt.05.06.2017	2017-18
		G-15, Hans Bhawan, 1 Bahadur Shah Zafar Marg, New Delhi-110002	Yes		10,00,00,000	313, HDFC Bank, Kailash Building, K.G. Marg New Delhi, Dt.08.11.2017	2017-18
		G-15 Hans Bhawan, 1 Bahadurshah Zafar Marg, New Delhi-110002	Yes		10,00,00,000	000322, HDFC Bank, Kasturbhai Marg, New Delhi-110001, Dt.13.12.2017	2017-18
		G-15, Hans Bhawan, 1 Bahadur Shah Zafar Marg, New Delhi-110002	Yes		10,00,00,000	304, HDFC Bank, Kailash Building, K.G. Marg, New Delhi, Dt.04.08.2017	2017-18
		G-15 Hans Bhawan, 1 Bahadurshah Zafar Marg, New Delhi-110002	Yes		6,00,00,000	000320, HDFC Bank, Kasturba Marg, New Delhi-110001, Dt.12.06.2017	2017-18
		G-15 Hans Bhawan, 1 Bahadurshah Zafar Marg, New Delhi-110002	Yes		5,00,00,000	000310, HDFC Bank, Kasturbhai Marg New Delhi-110001, Dt.23.10.2017	2017-18

**Corporate donations declared by BJP as received above Rs 20,000 from donors who contributed during FY 2016-17& 2017-18**

S.No.	Name	Complete Address of the Contributing Person/Company	PAN (If any) and Income Tax Ward/Circle	Total Contribution (Rs.)	Amount of Contribution (Rs.)	Mode of Contribution *(Cheque/Demand Draft /cash)	Financial Year
		G 15 Hans Bhawan, 1 Bahadurshah Zafar Marg, New Delhi-110002	Yes		5,00,00,000	000309, HDFC Bank, Kasturba Marg New Delhi-110001, Dt.23.10.2017	2017-18
		G 15 Hans Bhawan, 1 Bahadurshah Zafar Marg, New Delhi-110002	Yes		5,00,00,000	000316, HDFC Bank, Kasturbhai Marg, New Delhi-110001, Dt.14.11.2017	2017-18
		G-15, Hans Bhawan, 1 Bahadur Shah Zafar Marg, New Delhi-110002	Yes		5,00,00,000	306, HDFC Bank, Kailash Building, K.G.Marg New Delhi, Dt.10.08.2017	2017-18
		G-15, Hans Bhawan, 1 Bahadur Shah Zafar Marg, New Delhi-110002	Yes		3,00,00,000	317, HDFC Bank, 209-214, Kailash Building, 26, Kasturba Gandhi Marg, New Delhi-110001, Dt.21.11.2017	2017-18
		G-15, Hans Bhawan, 1 Bahadur Shah Zafar Marg, New Delhi-110002	Yes		3,00,00,000	327, HDFC Bank, 209-214, Kailash Building, 26, Kasturba Gandhi Marg, New Delhi-110001, Dt.05.02.2018	2017-18
		G-15, Hans Bhawan, 1 Bahadur Shah Zafar Marg, New Delhi-110002	Yes		2,00,00,000	330, HDFC Bank, 209-214, Kailash Building, 26, kasturba Gandhi Marg, New Delhi-110001, Dt.16.03.2018	2017-18
		G-15, Hans Bhawan, 1 Bahadur Shah Zafar Marg, New Delhi-110002	Yes		2,00,00,000	332, HDFC Bank, 209-214 Kailash Building, 26, Kasturba Gandhi Marg, New Delhi-110001, Dt.26.03.2018	2017-18
		G-15, Hans Bhawan, 1 Bahadur Shah Zafar Marg, New Delhi-110002	Yes		80,00,000	328, HDFC Bank, 209-214, Kailash Building, 26, Kasturba Gandhi Marg, New Delhi-110001, Dt.08.02.2018	2017-18
2	Bhadram Janhit Shalika Trust	112, Maker Bhawan No. 3, 21, New Marine Lines, Mumbai-400020	Yes	39,00,00,000	5,00,00,000	643751, ICICI Bank, Free Press House Nariman Point Mumbai	2016-17
		112, Maker Bhawan No. 3, 21, New Marine Lines, Mumbai-400020	Yes		5,00,00,000	643752, ICICI Bank, Free Press House Nariman Point Mumbai	2016-17
		112, Maker Bhawan No.3, 21, New Marine Lines Mumbai-400020	Yes		5,00,00,000	643737, ICICI Bank Mumbai Branch	2016-17
		112, Maker Bhawan No.3, 21, New Marine Lines Mumbai-400020	Yes		5,00,00,000	643739, ICICI Bank, Mumbai Branch	2016-17
		112, Maker Bhawan No.3, 21, New Marine Lines Mumbai-400020	Yes		10,00,00,000	643736, ICICI Bank Mumbai Branch	2016-17
			Yes		5,00,00,000	643738, Bank of India, Nariman Point Br.	2016-17



**Corporate donations declared by BJP as received above Rs 20,000 from donors who contributed during FY 2016-17 & 2017-18**

S.No.	Name	Complete Address of the Contributing Person/Company	PAN (If any) and Income Tax Ward/Circle	Total Contribution (Rs.)	Amount of Contribution (Rs.)	Mode of Contribution *(Cheque/Demand Draft /cash)	Financial Year
		112 Maker Bhawan, No-3, 21 New Mrine Lines, Mumbai- 400020	Yes		1,00,00,000	RTGS, ICICI Bank, Mumbai, 12-01-2018	2017-18
		112, Maker Bhawan No-3, 21, New Mrine Lines, Mumbai- 400020	Yes		1,00,00,000	NEFT, ICICI Bank, Mumbai, 22-08-2017	2017-18
		112, Marker Bhawan No.3, 21, New Marine Lines Mumbai-400020	Yes		2,00,00,000	643741, ICICI Bank, Mumbai	2016-17
3	Janta Nirvachak Electoral Trust	7th Floor Dani Corporate Park 158 CST Road, Kalina Santacruz (East) Mumbai-400098	Yes	<b>25,00,00,000</b>	25,00,00,000	9, Kotak Mahindra Bank, Santacruz East Mumbai	2016-17
4	Modern Road Makers Pvt Ltd	3rd Floor, IRB Complex, Chandivali Farm, Chandivali Vilage, Andheri 9 East), Mumbai-400072, Tel. 022-66404220	Yes	<b>14,00,00,000</b>	1,00,00,000	108305, Union Bank of India, Powai, Mumbai Br, Dt.05.02.18	2017-18
		3rd Floor, IRB Complex, Chandivali Farm, Chandivali Vilage, Andheri 9 East), Mumbai-400072, Tel. 022-66404220	Yes		3,00,00,000	108315, Union Bank of India, Powai, Mumbai Br, Dt.05.02.18	2017-18
			Yes		10,00,00,000	RTGS	2016-17
5	Ab General Electoral Trust	Queens Manison, 1st Floor, Prescott Road Fort, Mumbai	Yes	<b>12,50,00,000</b>	5,00,00,000	23, HDFC Bank, Manekji Wadia Bldg, Ground Floor Nanik Motwani	2017-18
		Queens Mansion, 1st Floor, Prescott Road, Fort, Mumbai-400001	Yes		7,50,00,000	7, HDFC Bank, Manekji Wadia Building, Gr Floor, Nanik Motwani Marg, Fort Mumbai-400001, Dt.13.12.2017	2017-18
6	New Democratic Electoral Trust		Yes	<b>11,00,00,000</b>	1,00,00,000	000108, HDFC, Lower Parel Br.	2016-17
			Yes		10,00,00,000	115, HDFC Bank, Kamla Mills Lower Pearls Mumbai	2016-17
7	Cadila Healthcare Limited		Yes	<b>10,00,00,000</b>	10,00,00,000	774528, IDIBI Bank, Ellisbridge, Ahmedabad-6, Dt.17.10.2017	2017-18
8	Apex Jewellers		Yes	<b>10,00,00,000</b>	5,00,00,000	RTGS	2016-17
			Yes		5,00,00,000	RTGS	2016-17
9	Kakinada Seaports Ltd	Flat No.202, Trendset Harmony, Gayatri Nagar, Vijayawada Krishna District 520008, Andhra Padesh	Yes	<b>10,00,00,000</b>	5,00,00,000	35216, BOI, Banjara Hills Derabad, Vijayawada	2016-17
	Kakinada Seaports Ltd	8-2-418, Meenakshi House, 3rd Floor, Rd. No,7, Banjara Hills, Hyd	Yes		5,00,00,000	35228, Bank of India, Banjara Hills, Derabad, Dt.21.04.2017	2017-18

**Corporate donations declared by BJP as received above Rs 20,000 from donors who contributed during FY 2016-17 & 2017-18**

S.No.	Name	Complete Address of the Contributing Person/Company	PAN (If any) and Income Tax Ward/Circle	Total Contribution (Rs.)	Amount of Contribution (Rs.)	Mode of Contribution *(Cheque/Demand Draft /cash)	Financial Year
10	Cipla Limited	Cipla House, Peninsula Business Park, Ganpatrao Kadam-Marg, Lower Parel, Mumbai-400013	Yes	<b>9,00,00,000</b>	9,00,00,000	033125, The Hongkong & Shanghai Banking Corporation Limited, Mahatma Gandhi Road, Mumbai-400001, Dt.27.11.2017	2017-18

**Details of Top donors of INC - FY 2016-17 & 2017-18**

**Top Corporate donations declared by INC as received above Rs 20,000 from donors who contributed during FY 2016-17 & 2017-18**

S.No.	Name	Complete Address of the Contributing Person/Company	PAN (If any) and Income Tax Ward/Circle	Total Contribution (Rs.)	Amount of Contribution (Rs.)	Mode of Contribution *(Cheque/Demand Draft /cash)	Financial Year
1	Prudent/Satya Electoral Trust	G15, Hans Bhawan, 1 Bahadur Shah Zafar Marg, New Delhi	Yes	<b>23,90,00,000</b>	3,00,00,000	Ch.No. 000318, Dtd. 21.11.2017, HDFC Bank, KG Marg, New Delhi	2017-18
		G-15, Hans Bhawan-1, Bahadurshah Zafar Marg, New Delhi-110002	Yes		2,50,00,000	Cheque, HDFC Bank, 23.10.2017	2017-18
		G-15, Hans Bhawan-1, Bahadurshah Zafar Marg, New Delhi-110002	Yes		2,50,00,000	Cheque, HDFC Bank, 23.10.2017	2017-18
		G-15, Hans Bhawan-1, Bahadurshah Zafar Marg, New Delhi-110002	Yes		2,00,00,000	Cheque, HDFC Bank, 06.12.2017	2017-18
		G-15, Hans Bhawan, 1, Bahadur Shah Zafar Marg, New Delhi-110002	Yes		5,00,00,000	Ch.No. 000202, Dt.21.02.2017, HDFC Bank, 208, 214, Kailash Building, KG. Marg New Delhi	2016-17
		G-15, Hans Bhawan, 1, Bahadur Shah Zafar Marg, New Delhi-110002	Yes		1,00,00,000	Ch.No. 000209, Dt.17.02.2017, HDFC Bank, 209-214, Kailash Building, KG Marg New Delhi	2016-17
		G-15, Hans Bhawan, 1, Bahadur Shah Zafar Marg, New Delhi-110002	Yes		1,00,00,000	Ch.No. 000210, Dt.20.02.2017, HDFC Bank, 209-214, Kailash Building, KG Marg, New Delhi	2016-17

**Top Corporate donations declared by INC as received above Rs 20,000 from donors who contributed during FY 2016-17 & 2017-18**

S.No.	Name	Complete Address of the Contributing Person/Company	PAN (If any) and Income Tax Ward/Circle	Total Contribution (Rs.)	Amount of Contribution (Rs.)	Mode of Contribution *(Cheque/Demand Draft /cash)	Financial Year
		G-15, Hans Bhawan, 1, Bahadur Shah Zafar Marg, New Delhi-110002	Yes		1,00,00,000	Ch.No. 000182, Dtd.21.12.2016, HDFC Bank, KG Marg, New Delhi	2016-17
		G-15, Hans Bhawan, 1, Bahadur Shah Zafar Marg, New Delhi-110002	Yes		1,00,00,000	Ch.No. 000214, Dt.28.02.2017, HDFC Bank, 26 KG Marg New Delhi	2016-17
		G-15, Hans Bhawan, 1, Bahadur Shah Zafar Marg, New Delhi-110002	Yes		40,00,000	Ch.No. 000225, Dt.30.03.2017, HDFC Bank, KG Marg New Delhi	2016-17
		G-15, Hans Bhawan, 1, Bahadur Shah Zafar Marg, New Delhi	Yes		50,00,000	Ch.No. 000221, Dt.21.03.2017, HDFC Bank, Surya Kiran Building, Kg Marg Branch, New Delhi	2016-17
		G-15 Hans Bhawan, 1 Bahadurshah Zafar Marg, New Delhi-110002	Yes		1,00,00,000	Cheque No.000184, Dt.21.01.2017, HDFC Bank, Surya Kiran Building, K.G. Marg Branch, New Delhi	2016-17
		G-15 Hans Bhawan, 1 Bahadurshah Zafar Marg, New Delhi-110002	Yes		3,00,00,000	Cheque No.000185, Dt.21.01.2017, HDFC Bank, Surya Kiran Building, K.G. Marg Branch, New Delhi	2016-17
2	Raj West Power Limited	JSW Centre Bandra Kurla Complex, Bandra E, Church Gate, Mumbai	Yes	<b>5,00,00,000</b>	5,00,00,000	Ch.No. 690447, Dt.20.02.2017, ICICI Bank, CIBD Branch Mumbai	2016-17
3	A.N. Enterprises Infrastructure Service Pvt Ltd	6-Sukh Shanti, 870, Gokhle Road, Cross Lane, 2-Dadar (W), Mumbai-400028	Yes	<b>3,00,00,000</b>	1,00,00,000	Ch.No. 090157, Dt.08.02.2017, Dombivli Nagari Sahakari Bank Ltd, Vishnunagar Branch, Dombivli	2016-17
		6-Shukhshanti, 870 Gokhle Road, Cross Lane-2, Dadar (W) Mumbai	Yes		2,00,00,000	Ch.No. 078651, DT.08.02.2017, UBI, Pawai Mumbai	2016-17
4	Bhadram Janhit Shalika, Enterprises Centre	2nd Floor 202-204, Near Orchid Hotel, Nehru Road, Vile	Yes	<b>2,00,00,000</b>	2,00,00,000	Ch.No. 643742, ICICI Bank, Mumbai Branch	2016-17

<b>Top Corporate donations declared by INC as received above Rs 20,000 from donors who contributed during FY 2016-17 &amp; 2017-18</b>							
S.No.	Name	Complete Address of the Contributing Person/Company	PAN (If any) and Income Tax Ward/Circle	Total Contribution (Rs.)	Amount of Contribution (Rs.)	Mode of Contribution *(Cheque/Demand Draft /cash)	Financial Year
		Parle (East), Mumbai-400099					
5	Candila Health Care Ltd	"Zydus Tower", Satellite Cross Road, Ahmedabad-15	Yes	<b>2,00,00,000</b>	2,00,00,000	Cheque, IDBI Bank, 06.11.2017	2017-18
6	Triumph Electoral Trust	Dare House Extn. 234, N.S.C. Bose Road, Chennai- 600001	Yes	<b>2,00,00,000</b>	1,00,00,000	Ch/DD No. 00027, HDFC Bank Ltd. ITC Centre Chennai Salai	2017-18
		Dare House Ext 234, NSC Bose Road Chennai- 600001	Yes		1,00,00,000	Ch.No. 000021, Dt.09.02.2017, HDFC Bank, Chennai, TN	2016-17
7	Samaj Electoral Trust Association	9/1, R.N. Mukherjee Road (5th Floor) Kolkata (West Bengal)	Yes	<b>1,50,00,000</b>	1,50,00,000	Ch.No. 000023, Dtd.27.01.2017, DCB Bank, Shakespear Sarani Branch, Kolkata	2016-17
8	AB Electoral Trust	Queens Mansion, 1st Floor Prescott Road, Fort Mumbai	Yes	<b>1,00,00,000</b>	1,00,00,000	Cheque, HDFC Bank, 13.12.2017	2017-18
9	Bhartiya Socialist Republican Electoral Trust	B-97 IInd Floor, Amritpuri Garhi, East of Kailash, New Delhi	Yes	<b>1,00,00,000</b>	1,00,00,000	Ch.No. 502215, Dtd. 24.11.2017, ICICI Bank, ITO, Delhi	2017-18
10	Nirma Ltd	Nirma House, Ashram Road, Ahmedabad- 380009	Yes	<b>1,00,00,000</b>	1,00,00,000	Cheque, Yes Bank, 16.11.2017	2017-18

#### Details of Top donors of NCP - FY 2016-17 & 2017-18

<b>Top Corporate donations declared by NCP as received above Rs 20,000 from donors who contributed during FY 2016-17 &amp; 2017-18</b>							
S.No.	Name	Complete Address of the Contributing Person/Company	PAN (Yes/No)	Total Contribution (Rs.)	Amount of Contribution (Rs.)	Mode of Contribution *(Cheque/Demand Draft /cash)	Financial Year
1	B.G. Shirke Construction Technology Pvt Ltd	75-76, Mundhwa, Pune- 411036	Yes	<b>2,50,00,000</b>	2,00,00,000	RTGS	2016-17
		72-76, Mundhwa, Pune- 411036	Yes		50,00,000	RTGS, Dt.28.11.2017	2017-18
2	A. N. Enterprises Infra Services Pvt. Ltd	6, Sukhshanti, 870, Gokhale Road Cross Lane No.2, Dadar (W), Mumbai-400028	Yes	<b>1,30,00,000</b>	10,00,000	Cheque No.124816, Dt.10.04.2017, Dombivali Nagar Sah Bank Ltd. Dombivali, Dt.10.04.2017	2017-18

**Top Corporate donations declared by NCP as received above Rs 20,000 from donors who contributed during FY 2016-17 & 2017-18**

S.No.	Name	Complete Address of the Contributing Person/Company	PAN (Yes/No)	Total Contribution (Rs.)	Amount of Contribution (Rs.)	Mode of Contribution *(Cheque/Demand Draft /cash)	Financial Year
		6, Sukhshanti, 870, Gokhale Road Cross Lane No.2, Dadar (W), Mumbai-400028	Yes		10,00,000	Cheque No.124818, Dt.10.05.2017, Dombivali Nagar Sah Bank Ltd, Dombivali, Dt.10.05.2017	2017-18
		6, Sukhshanti, 870, Gokhale Road Cross Lane No.2, Dadar (W) Mumbai-400028	Yes		1,00,00,000	Cheque No.101270, Dombivali Nagar Sah Bank Ltd Dombivali, Dt.17.01.2017, 18.01.2017	2016-17
		6, Sukhshanti, 870, Gokhale Road Cross, Lane No.20, Dadar (W), Mumbai-400028	Yes		10,00,000	Cheque No.124814, Dombivali Nagar Sah Bank Ltd Dombivali, Dt.10.03.2017, 14.03.2017	2016-17
3	Serum Institute of India Pvt Ltd	Sarosh Bhavan, 16, B/1, Dr. Ambedkar Road, Pune-411001	Yes	<b>1,00,00,000</b>	1,00,00,000	RTGS	2016-17
4	Magarpatta Township Development and Construction Co. Ltd	Megaspace, 13, Sholapur Bazar Road, Opp. East Street, Pune-411001	Yes	<b>75,00,000</b>	75,00,000	RTGS	2016-17
5	Jankalyan Electrol Trust Mumbai	B-2804, DB Woods, Krishnavatika Marg, Gokuldham, Goregoane Mumbai	Yes	<b>50,00,000</b>	50,00,000	Cheque No.680015, Dt.28.09.2017, Vijay Bank Kaling Mumbai, Dt.28.09.2017	2017-18
6	Tamanna Construction	Razzak Chawl, Behram Pada, Bandra East, Mumbai- 400051	Yes	<b>45,00,000</b>	25,00,000	Cheque No.864744, United Bank of India, Peddar Road Brance, Mumbai-26, Dt.24.01.2017, 25.01.2017	2016-17
		Razzak Chawl, Behram Pada, Bandra East, Mumbai- 400051	Yes		20,00,000	Cheque No.000057, HDFC Bank, Santa Cruz East Mumbai-55, Dt.24.01.2017, 25.01.2017	2016-17
7	Sudarshn Chemical Industries	162, Welesly Road, Pune-411001	Yes	<b>37,00,000</b>	20,00,000	Cheque No.622749, HDFC Bank, Pune, Dt.14.11.2016, 15.11.2016	2016-17
		162, Welesly Road, Pune-411001	Yes		15,00,000	Cheque No.0623027, Dt.18.08.2017, HDFC Bank Bhandarkar Road, Pune, Dt.19.08.2017	2017-18
		162, Welesly Road, Pune-411001	Yes		2,00,000	Cheque No.623126, Dt.18.12.2017, HDFC Bank Bhandarkar Road, Pune, Dt.10.01.2018	2017-18
8	Parshwa Electrical Services	A-701, Silver Birch, Swapna Nagri, Vasant Garden, Mulund (West) Mumbai- 400082	Yes	<b>30,00,000</b>	30,00,000	Cheque No.99043, Indian Bank, Mulund, Mumbai, Dt.24.01.2017, 25.01.2017	2016-17
9	Yogendra Singh Construction	11 Dayabhai Chawl, Saki Vihar Road, Paspoli Powai, Kurla, Mumbai-400087	Yes	<b>20,00,000</b>	20,00,000	Cheque No.029517, Oriental Bank of Commerce Powai, Mumbai, Dt.24.01.2017, 25.01.2017	2016-17
10	Radius Estate & Developers Pvt Ltd	One BKC, A Wing, 14th Flr, Bandra (E) Mumbai-51	Yes	<b>16,00,000</b>	16,00,000	Cheque No.000480, Dt.16.01.2018, HDFC Bank, Bandra(E) Mumbai-51, Dt.19.01.2018	2017-18

## Details of Top donors of CPM - FY 2016-17 & 2017-18

<i>Top Corporate donations declared by CPM as received above Rs 20,000 from donors who contributed during FY 2016-17 &amp; 2017-18</i>							
S.No.	Name	Complete Address of the Contributing Person/Company	PAN (Yes/No)	Total Contribution (Rs.)	Amount of Contribution (Rs.)	Mode of Contribution *(Cheque/Demand Draft /cash)	Financial Year
1	Cebtral Organisation of Tamilnadu Electricity Employees	27, Mosque Street, Chepauk, Chennai	Yes	2,50,00,000	2,50,00,000.0	Cheque No.361005, Dt.02.05.2016, Canara Bank, Triplic Branch	2016-17
2	Navayuga Engineering Company		Yes	30,00,000	30,00,000.0	RTG, Dt.06.01.2017	2016-17
3	Sheematti Textile	Kottayam	Yes	12,00,000	6,00,000.0	Cheque No.534501, Dt.02.04.2016	2016-17
			Yes		3,00,000.0	584916, Dt.21/8/17	2017-18
		Kottayam	Yes		3,00,000.0	0190680, Dt.15/12/17, SIB	2017-18
4	Brilliant Study Centre	Pala, Kottayam	Yes	10,00,000	5,00,000.0	541858, Dt.21/4/17	2017-18
		Pala, Kottayam	Yes		5,00,000.0	16624, Dt.15/12/17, SIB	2017-18
5	Vellappally Brothers	Kottayam	Yes	7,25,000	2,00,000.0	478402, Dt.8/4/17	2017-18
			Yes		2,00,000.0	100295, Dt.21/8/17	2017-18
		Kottayam	Yes		3,25,000.0	Cheque No.043752, Dt.15.04.2016, SBT	2016-17
6	Malabar Institute of Medical Science Ltd,	Mini Bye Pass Road, Govindapuram P.O. Calicut	Yes	5,25,000	4,25,000.0	Cheque No.601661, Dt.06.04.2016, Dhanalekshmi Bank and Cheque No.64566, Dt.29.12.2017	2016-17
		Mini Bye-Pass Road, Govindapuram. Po. Calicut	Yes		1,00,000.0	60816, Dt.5/4/17	2017-18
7	Aurodindo Pharma		Yes	5,00,000	5,00,000.0	557438, Dt.27.10.2016	2016-17
8	EKK Construction	Perumbavoor, Kottayam	Yes	5,00,000	5,00,000.0	228020, Dt.8/5/17	2017-18
9	Hetero Drugs		Yes	5,00,000	5,00,000.0	857884, Dt.01.05.2016	2016-17
10	Sematti Textile	Kottayam	Yes	5,00,000	5,00,000.0	856076, Dt. 8/4/17	2017-18

## Details of Top donors of AITC - FY 2016-17 & 2017-18

<i>Corporate donations declared by AITC as received above Rs 20,000 from donors who contributed during FY 2016-17 &amp; 2017-18</i>						
S.No.	Name	Complete Address of the Contributing Person/Company	PAN (Yes/No)	Amount of Contribution (Rs.)	Mode of Contribution *(Cheque/Demand Draft /cash)	Financial Year
1	Dhunseri Petrochem Ltd.	Dhunseri House, 4A, Woodburn Park, Kol-20	Yes	50,00,000	Cheque	2016-17
2	Paribartan Electoral Trust	9/1, R.N. Mukherjee Road, Kol-01	Yes	50,00,000	Cheque	2016-17
3	Texmaco Rail & Engineering Ltd.	9/1 R N Mukherjee Road, Birla Building, Kolkata-01	Yes	50,00,000	Cheque	2016-17

**Corporate donations declared by AITC as received above Rs 20,000 from donors who contributed during FY 2016-17 & 2017-18**

S.No.	Name	Complete Address of the Contributing Person/Company	PAN (Yes/No)	Amount of Contribution (Rs.)	Mode of Contribution *(Cheque/Demand Draft /cash)	Financial Year
4	Dhunseri Tea & Industries Ltd.	Dhunseri House, 4A, Woodburn Park, Kol-20	Yes	25,00,000	Cheque	2016-17
5	Dhunseri Investments Ltd.	Dhunseri House, 4A, Woodburn Park, Kol-20	Yes	15,00,000	Cheque	2016-17
6	Great Eastern Energy Corporation Ltd.	M-10, Adda Industrial Estate, Asansol-713305	Yes	11,00,000	Cheque	2016-17
7	Ganga Properties Pvt Ltd.	Birla Building 9/1, R.N. Mukherjee Road, Kol-01	Yes	2,00,000	Cheque	2016-17

**Details of Top donors of CPI - FY 2016-17 & 2017-18**

**Corporate donations declared by CPI as received above Rs 20,000 from donors who contributed during FY 2016-17 & 2017-18**

S.No.	Name	Complete Address of the Contributing Person/Company	PAN (Yes/No)	Amount of Contribution (Rs.)	Mode of Contribution *(Cheque/Demand Draft /cash)	Financial Year
1	Andhra Bank Award Employees Union		No	1,00,000	Bank Transfer , Election Fund	2016-17
2	Union Coal Workers Union		No	1,00,000	Bank Transfer , Election Fund	2016-17
3	Steel Workers Union	Vishakhapatnam	No	50,000	Cheque , Election Fund	2016-17
4	Samyukta Koyala and Mazdoor Sangh		No	40,000	Bank Transfer , Election Fund	2016-17
5	Marath Enterprises		No	30,000	Bank Transfer , Contribution to Party Fund	2016-17
6	M/s GA Future Educare (Sale of Assets)		No	25,000	Cash, Misc. Income	2017-18
7	Paypal, INC		No	25,000	Bank Transfer, Party Fund Collection	2017-18
8	Singrauli Koyala Mazdoor Sangh		No	25,000	Bank Transfer , Election Fund	2016-17

## Annexure – 2

### Corporate Donations to National Parties without PAN, Address & Incomplete Mode of Payment details

Corporate donations to National Parties without PAN, Address & Incomplete details of mode of payments- FY 2016-17 & 2017-18							
S.No.	Name	Complete Address of the Contributing Person/Company	PAN (Yes/No)	Amount of Contribution (Rs.)	Mode of Contribution *(Cheque/Demand Draft /cash)	Party	Financial Year
1	Devakar Investment Trading Co. Pvt Ltd		No	30,00,000	784857, Dt.06.11.2017	BJP	2017-18
2	Flamingo Finance and Investment Pvt. Ltd		No	15,00,000	48037, Dt.06.11.2017	BJP	2017-18
3	Goyal Rathi Associates		No	10,00,000	ICICI Bank, 04-08-2017	BJP	2017-18
4	Ramniya finance & Investment Pvt. Ltd		No	10,00,000	48127, Dt.06.11.2017	BJP	2017-18
5	Santon Finance Investment Pvt Ltd		No	10,00,000	341209, Dt.06.11.2017	BJP	2017-18
6	Thaker Automobiles		No	5,00,001	SBI, 04-08-2017	BJP	2017-18
7	CMC Textiles		No	5,00,000	154896, 24-07-2017	BJP	2017-18
8	Indian Motion Pic Production		No	2,51,000	157243	BJP	2017-18
9	Komal Enterprises		No	2,00,000	28-07-2017	BJP	2017-18
10	Riya Roadways		No	2,00,000	IBKL, 28-07-2017	BJP	2017-18
11	Fusion Corporate		No	1,00,000	260, 28-07-2017	BJP	2017-18
12	Fusion Corporate		No	1,00,000	261, 28-07-2017	BJP	2017-18
13	Fusion Corporate		No	1,00,000	262, 28-07-2017	BJP	2017-18
14	Prefect Micro Plast		No	1,00,000	BARB, 01-08-2017	BJP	2017-18
15	Tube India Container		No	1,00,000	147149, 24-07-2017	BJP	2017-18
16	S.S. Travels		No	31,000	865	BJP	2017-18
17	Safeguard Security Service		No	25,000	5328	BJP	2017-18
18	Shri Ramashee Construction Pvt Ltd		No	25,000	62834	BJP	2017-18
19	Vijay Steet Industries		No	25,000	50734	BJP	2017-18



**Corporate donations to National Parties without PAN, Address & Incomplete details of mode of payments- FY 2016-17 & 2017-18**

S.No.	Name	Complete Address of the Contributing Person/Company	PAN (Yes/No)	Amount of Contribution (Rs.)	Mode of Contribution *(Cheque/Demand Draft /cash)	Party	Financial Year
20	Shlok Infrastructure		No	25,000	Cheque, Kotak Bank, 11.12.2017	INC	2017-18