

Date: 27th May, 2026

ANALYSIS OF INCOME & EXPENDITURE OF REGIONAL POLITICAL PARTIES FOR FY 2024-25

A Report by
Association for Democratic Reforms

Association for Democratic Reforms
Plot No. E-5, 4th Floor, Lane-1, Westend Marg, Saidulajab,
(Behind Saket Metro Gate No. 2) New Delhi – 110030
Email: adr@adrindia.org; Phone: 011-4165 4200

Table of Contents

Analysis of Income & Expenditure of Regional Political Parties for FY 2024-25	3
Executive Summary	3
Observations of ADR	7
Recommendations of ADR	7
Detailed Report	9
Status of submission of Annual Audit reports by the Regional Parties, FY 2024-25	9
Total Income and Expenditure of Regional Parties, FY 2024-25	9
Comparison of Income of Regional Parties, FY 2023-24 and FY 2024-25	11
Top sources of income of Regional Political Parties, FY 2024-25	13
Top items of expenditure of Regional Political Parties, FY 2024-25	17
Share of income of Regional Parties from voluntary contributions and other sources, FY 2024-25	21
Disclaimer	22
Contact Details	23
Annexure – I	23

Analysis of Income & Expenditure of Regional Political Parties for FY 2024-25

Executive Summary

Political parties have multiple sources of funding and thus accountability and transparency should be an important aspect of their functioning. It is essential to have comprehensive and transparent accounting methods and systems which should reveal the true financial position of the parties.

The Election Commission of India (ECI), in its letter dated 19th November, '14 addressed to the Presidents/General Secretaries of all political parties, stated that it was mandatory for the parties to submit details of their audit reports to the Commission.

This report analyses the total income and expenditure incurred, all over India, by **36 out** of the **67 Regional Parties** during **FY 2024-25**, as declared by the parties in their audit reports submitted to the ECI. The Regional Parties include Apna Dal(Soneylal), AGP, AIADMK, AIFB, AIMIM, AINRC, AITC, AIUDF, AJSU Party, BJD, BRS, CPI, CPI(ML)(L), DMDK, INLD, JD(S), JD(U), JKPDP, JMM, Janasena Party, KC(M), MGP, MNF, MNS, NDPP, NPF, RGP, RJD, RLTP, SAD, SDF, SKM, SP, TDP, YSR- Congress and ZPM.

Status of submission of audited reports by the Regional Parties, FY 2024-25

- The due date for submission of annual audited accounts for the parties was **31st October, '25**.
- **15** parties had submitted their audit reports on time, while **21** parties delayed their submission by several days, ranging from **2 days to 96 days**.
- Audit reports of the remaining 31 regional parties for **FY 2024-25** are unavailable on the website of the ECI at the time of preparation of this report even after a delay of 207 days (as on 27th May 2026). These include Bharat Adivasi Party, Bodoland Peoples Front, Citizen Action Party – Sikkim, Dravida Munnetra Kazhagam, Goa Forward Party, Hill State People's Democratic Party, Indian Union Muslim League, Indigenous People's Front of Tripura, Jammu & Kashmir National Conference, Jammu & Kashmir National Panthers Party, Jannayak Janta Party, Janta Congress Chhattisgarh (J), Kerala Congress, Lok Jan Shakti Party, Lok Janshakti Party (Ram Vilas), Naam Tamilar Katchi, Nationalist Congress Party, Nationalist Congress Party - Sharadchandra Pawar, People's Democratic Front, People's Party of Arunachal, Rashtriya Lok Samta Party, Republican Party of India (Athawale), Revolutionary Socialist Party, Shiv Sena, Shiv Sena (Uddhav Balasaheb Thackrey), Tipra Motha Party, United Democratic Party, United People's Party, Liberal, Viduthalai Chiruthaigal Katchi, Voice of the People Party and Zoram Nationalist Party
- Hence, this report analyses the income and expenditure of **36 Regional Political Parties**, whose audit reports are available on the ECI website for **FY 2024-25**.

Status of submission of audit reports by Regional Political Parties: Due date for submission was 31 Oct, 2025						
S.No.	Political Party	Party Code	Status of submission	Date of Submission	Revised Submission	No. of days by which delayed
1	Jammu and Kashmir Peoples Democratic Party	JKPDP	Submitted on time	21 July 2025	9 March 2026	0
2	Zoram People's Movement	ZPM	Submitted on time	4 August 2025	6 October 2025	0

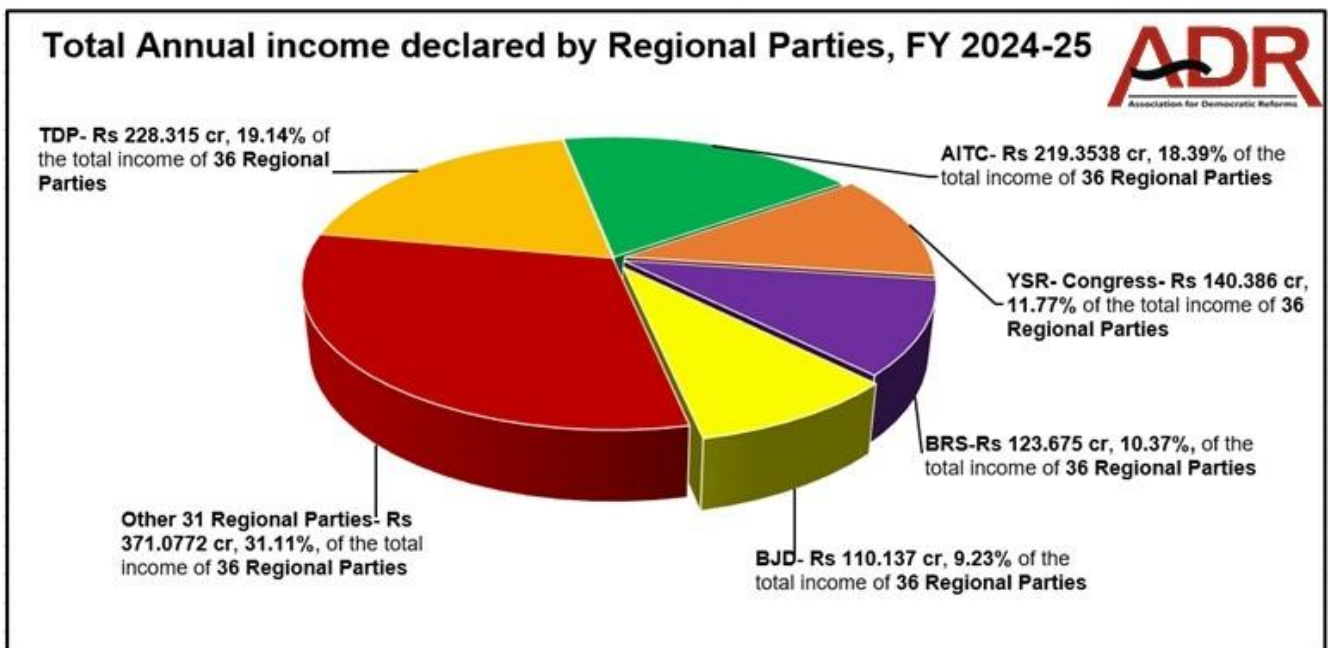
Status of submission of audit reports by Regional Political Parties: Due date for submission was 31 Oct, 2025

S.No.	Political Party	Party Code	Status of submission	Date of Submission	Revised Submission	No. of days by which delayed
3	Naga Peoples Front	NPF	Submitted on time	16 August 2025	-	0
4	Mizo National Front	MNF	Submitted on time	1 September 2025	-	0
5	Biju Janata Dal	BJD	Submitted on time	13 September 2025	-	0
6	Jharkhand Mukti Morcha	JMM	Submitted on time	27 September 2025	-	0
7	Rashtriya Loktantrik Party	RLTP	Submitted on time	6 October 2025	-	0
8	Bharat Rashtra Samithi	BRS	Submitted on time	10 October 2025	-	0
9	All India Trinamool Congress	AITC	Submitted on time	13 October 2025	-	0
10	Communist Party of India (Marxist-Leninist) (Liberation)	CPI(ML)(L)	Submitted on time	13 October 2025	-	0
11	Shiromani Akali Dal	SAD	Submitted on time	13 October 2025	-	0
12	Sikkim Krantikari Morcha	SKM	Submitted on time	13 October 2025	-	0
13	Nationalist Democratic Progressive Party	NDPP	Submitted on time	27 October 2025	-	0
14	All India Anna Dravida Munnetra Kazhagam	AIADMK	Submitted on time	30 October 2025	-	0
15	Desiya Murpokku Dravida Kazhagam	DMDK	Submitted on time	30 October 2025	-	0
16	Janasena Party	Janasena Party	Submitted on time	3 November 2025	-	2 Days
17	Maharashtra Gomantak Party	MGP	Submitted with delay	4 November 2025	-	3 Days
18	Telugu Desam Party	TDP	Submitted with delay	4 November 2025	-	3 Days
19	Yuvajana Sramika Rythu Congress Party	YSR- Congress	Submitted with delay	8 November 2025	-	7 Days
20	Revolutionary Goans Party	RGP	Submitted with delay	11 November 2025	-	10 Days
21	Sikkim Democratic Front	SDF	Submitted with delay	14 November 2025	-	13 Days
22	All India N.R. Congress	AINRC	Submitted with delay	29 November 2025	-	28 Days
23	Kerala Congress (M)	KC(M)	Submitted with delay	3 December 2025	-	32 Days
24	AJSU Party	AJSU Party	Submitted with delay	9 December 2025	2 March 2026	38 Days
25	Communist Party of India	CPI	Submitted with delay	10 December 2025	-	39 Days
26	Maharashtra Navnirman Sena	MNS	Submitted with delay	12 December 2025	-	41 Days
27	All India Majlis-E-Ittehadul Muslimeen	AIMIM	Submitted with delay	17 December 2025	13 February 2026	46 Days
28	Janata Dal (United)	JD(U)	Submitted with delay	19 December 2025	-	48 Days
29	Janata Dal (Secular)	JD(S)	Submitted with delay	26 December 2025	12 February 2026	55 Days
30	All India United Democratic Front	AIUDF	Submitted with delay	29 December 2025	-	48 Days
31	Samajwadi Party	SP	Submitted with delay	30 December 2025	-	59 Days

Status of submission of audit reports by Regional Political Parties: Due date for submission was 31 Oct, 2025						
S.No.	Political Party	Party Code	Status of submission	Date of Submission	Revised Submission	No. of days by which delayed
32	Asom Gana Parishad	AGP	Submitted with delay	2 January 2026	19 February 2026	62 Days
33	All India Forward Bloc	AIFB	Submitted with delay	14 January 2026	-	74 Days
34	Apna Dal (Soneylal)	AD(Soneylal)	Submitted with delay	19 January 2026	-	79 Days
35	Rashtriya Janata Dal	RJD	Submitted with delay	28 January 2026	-	88 Days
36	Indian National Lok Dal	INLD	Submitted with delay	5 February 2026	-	96 Days

Total income declared by Regional Political Parties, FY 2024-25

- The total income of the **36** Regional Parties for the FY 2024-25 was **Rs 1192.944 cr.**
- **TDP** reported having the highest income of **Rs 228.315 cr**, which forms **19.14%** of the total income of all the parties analysed, followed by **AITC** with an income of **Rs 219.3538 cr** or **18.39%** and **YSR- Congress** whose income was **Rs 140.386 cr** or **11.77%** of the total income of the **36** Regional parties analysed in this report.
- The **total income of top 5 parties** amounted to **Rs 821.867 cr**, which comprised **68.89%** of the total income of the political parties analysed collectively.



Comparison of Income of Regional Parties, FY 2023-24 and FY 2024-25

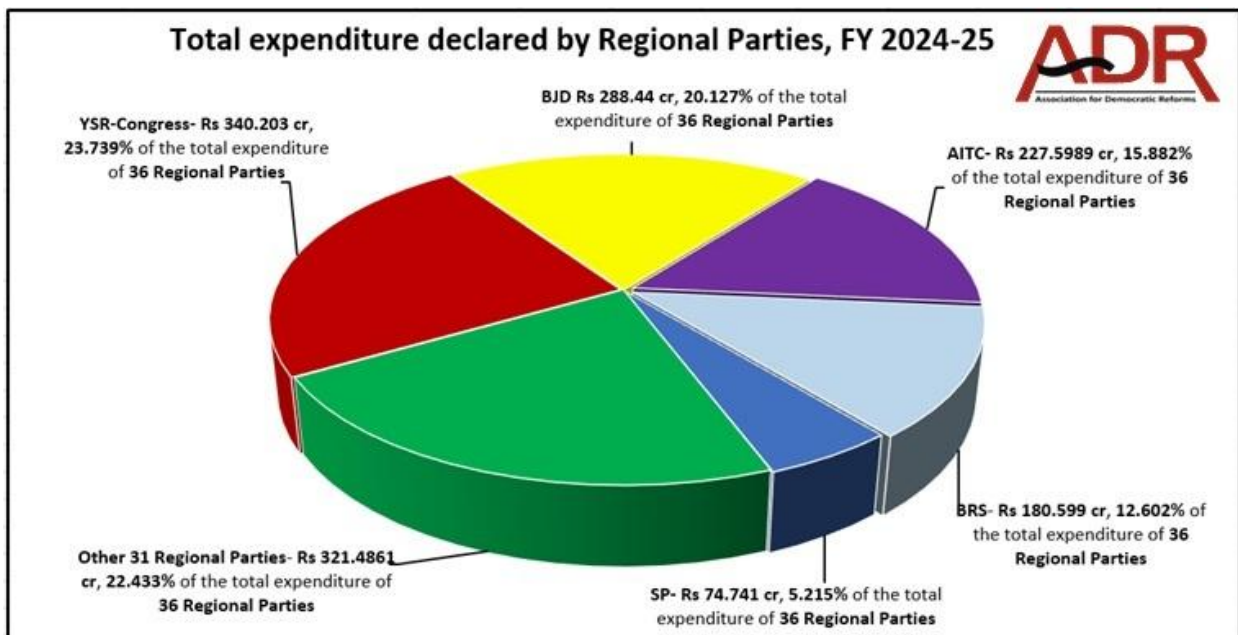
- For all **36** political parties whose data is available for both the years, **19** parties have shown an **increase in their income** from FY 2023-24 to FY 2024-25 while **17** parties have shown a **decline in their income** during this period.
- Total income of the **36** parties decreased from **Rs 2463.175 cr** in FY 2023-24 to **Rs 1192.944 cr** in FY 2024-25, a total **decrease of 51.57%** or **Rs 1270.231 cr.**
- **AIADMK** reported the highest increase in its income of **Rs 39.248 cr**, followed by **MNS** and **Janasena Party** which declared a total increase of **Rs 37.744 cr** and **Rs 24.567 cr** respectively, between FY 2023-24 and FY 2024-25.

Unspent Income of Regional Parties, FY 2024-25

- There are **15** Regional parties who declared a part of their **income as remaining unspent** for the FY 2024-25 while **21** political parties **spent more than the income collected** during the year.
- **TDP** has more than **Rs 166.985 cr** of its total income remaining unspent while **MNS** and **AIADMK** have **Rs 36.268 cr** and **Rs 35.856 cr** respectively, of their income remaining unspent for FY 2024-25.
- **AITC, YSR- Congress, BRS, BJD, JD(U), SP, SDF, JD(S), SKM, AGP, AIUDF, Apna Dal (Soneylal), DMDK, ZPM, KC(M), Revolutionary Goans Party, AIFB, JKPDP, Rashtriya Loktantrik Party, NDPP and NPF** are the **21** regional parties that declared spending more than their income. **YSR-Congress** has declared spending highest amount of **Rs 199.817 cr** or **142.33%** more than its income.

Total expenditure incurred by Regional Parties, FY 2024-25

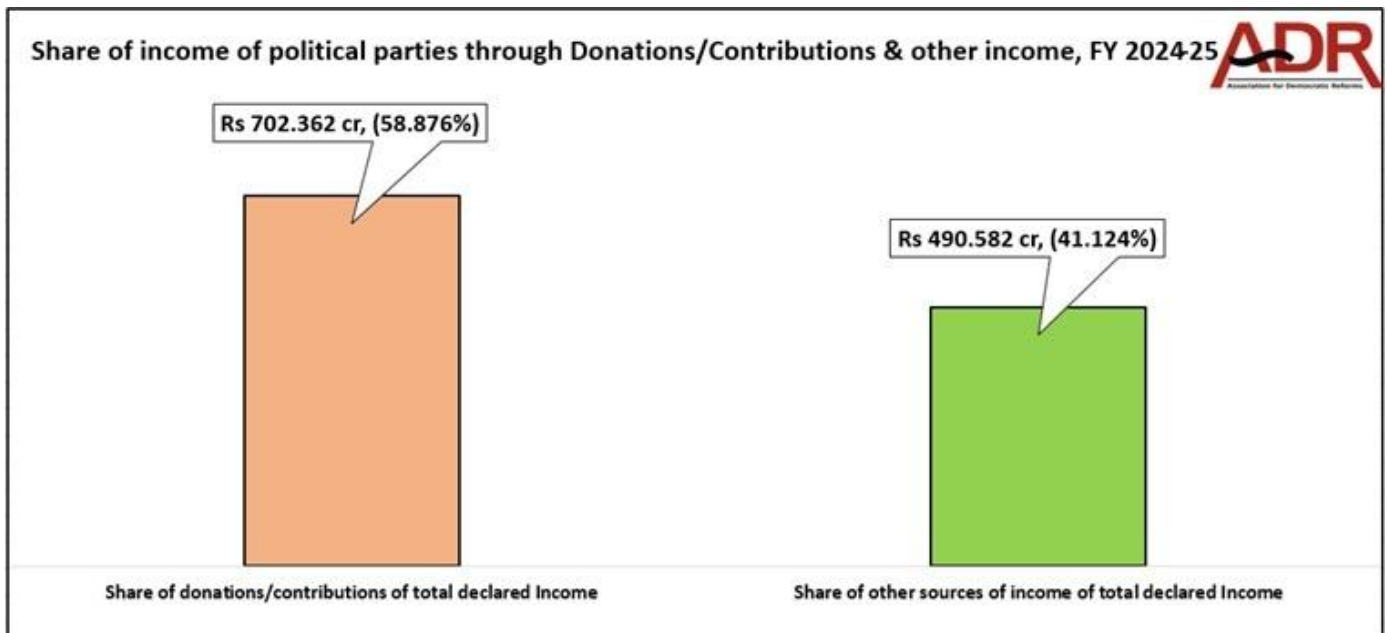
- The total declared expenditure of the 36 Regional parties for the FY 2024-25 was **Rs 1433.068 cr**.
- Total expenditure incurred by the **top 5 parties** is **Rs 1111.582 cr** or **77.567%** of the total expenditure as reported by the 36 political parties.
- **Top 5 parties** that have incurred **highest expenditure** are **YSR-Congress** which spent **Rs 340.203 cr** or **23.739%**, followed by **BJD** which spent **Rs 288.44 cr** or **20.127%**, **AITC** which spent **Rs 227.5989 cr** or **15.882%**, **BRS** which spent **Rs 180.599 cr** or **12.602%** and **SP** spent **Rs 74.741 cr** or **5.215%** of the total expenditure.



All sources of Income declared by Regional Political parties, FY 2024-25

- **36 Regional Parties** collected **Rs 702.362 cr** or **58.876%** of their total income from **voluntary contributions** for FY 2024-25.
- Among regional parties, **AITC** declared the highest donations/contributions at **Rs 184.08 cr**, followed by **YSR Congress Party (Rs 140.05 cr)**, **TDP (Rs 85.20 cr)**, **AIADMK (Rs 66.3074 cr)**, **BJD (Rs 60.00 cr)** and **MNS (Rs 58.447 cr)**.

- **23.24%** or **Rs 277.213 cr** of the total income was generated through **Interest Income** by the 36 Regional Parties during FY 2024-25.



Observations of ADR

- **Audit reports of 21 parties out of the 36 parties analyzed in this report** were available on the ECI website after a **delay of 2 days to 96 days** from the last date of submission.
- The audit reports of **31** regional parties are not available on the ECI website at the time of preparation of this report even after **207 days since the due date for submission**.
- The most common and popular items of expenditure for regional parties for FY 2024-25 are **Administrative & General Expenses** and **Election Expenditure**.

Recommendations of ADR

- The Supreme Court gave a judgment on September 13, 2013 declaring that no part of a candidate's affidavit should be left blank. Along the same lines, we recommend that the Election Commission of India impose rules that **no part of the Form 24A submitted by political parties providing details of donations above Rs 20,000 should be left blank**.
- Full details of all donors should be made available for public scrutiny under the RTI.
- According to the Finance Act, 2017, Section 13A of the IT Act was amended to state that tax exemption will be given to registered political parties "Provided also that such political party furnishes a return of income for the previous year in accordance with the provisions of sub-section (4B) of section 139 on or before the due date under that section." Thus, any party which does not submit its IT returns on or before the due date, their income should not be tax-exempted and defaulting parties should be derecognized.
- Those parties not following the ICAI guidelines for auditing of reports should be scrutinized by the IT department.

- **All political parties must provide all information on their finances under the Right to Information Act.** This will only strengthen political parties, elections and democracy.
- **Penal or stringent action (instead of only sending reminder letters) to be taken against recognised political parties for delaying or defaulting on the submission of their audit and contribution reports each year.** Specific laws that command culpability like Section 13A of the Income Tax Act, 1961 and Section 29 (C) of the Representation of People Act, 1951 which lay down a proviso stating cancellation of tax exemption to political parties if they fail to submit their financial statements has not been stringently enforced by the Election Commission. Every year, between FY 2017-18 to 2024-25, at least 18 parties defaulted on the submission of their annual reports.

Detailed Report

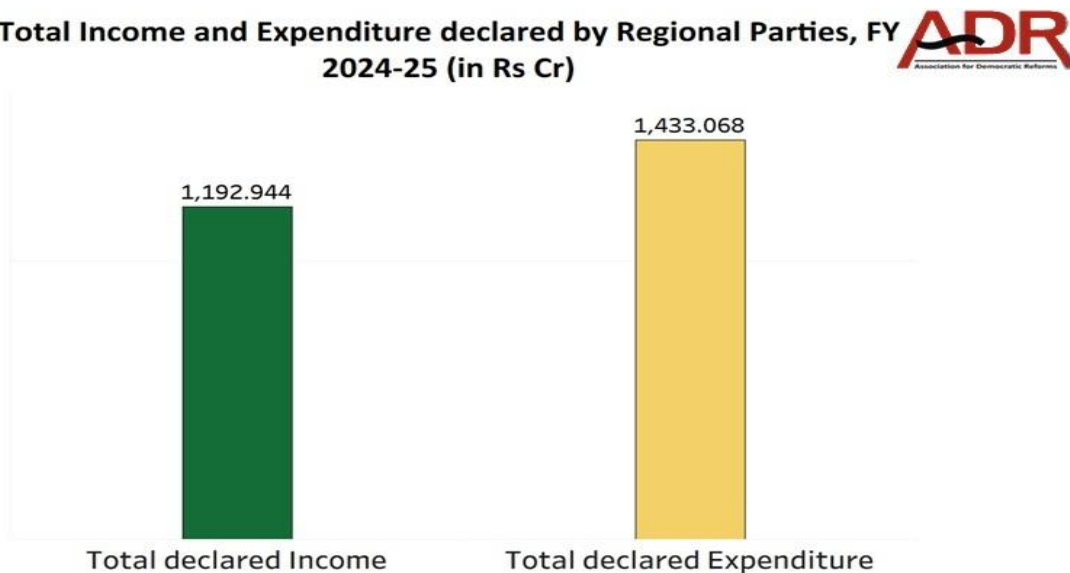
Status of submission of Annual Audit reports by the Regional Parties, FY 2024-25

- The due date for submission of annual audited accounts for the parties was **31st October, '25**.
- **15 of the 67 regional parties** had **submitted their audit reports on time**, while 21 parties delayed their submission by several days, ranging from **2 days to 96 days**.
- **It has been 207 days since the due date for submission**, the audit reports of the remaining **31 Regional Parties** for **FY 2024-25** are yet to be available on the website of the ECI, at the time of preparation of this report.
- Some of the political parties whose audited statements are yet to be available on the ECI website include major political parties like **DMK, BPF, JKNC, NCP, Shiv Sena and Shiv Sena (UBT)** etc.

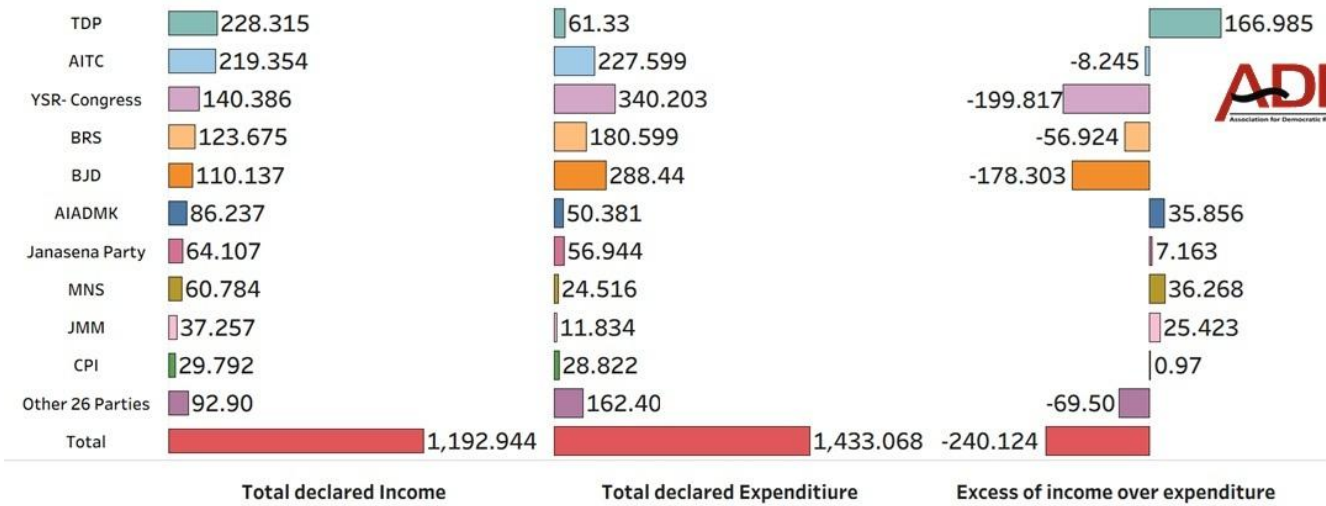
Total Income and Expenditure of Regional Parties, FY 2024-25

- During FY 2024-25, the total income declared by 36 regional political parties was **Rs 1192.944 cr**, while the total expenditure incurred by these parties was **Rs 1433.068 cr**, which was **Rs 240.124 cr (20.13%)** more than their declared income.
- The top 5 parties with highest total declared income include TDP, AITC, YSR-Congress, BRS and BJD. **TDP** has the highest income of **Rs 228.315 cr** or **19.14%** amongst all the 36 regional parties whose audit reports are available on the ECI website.
- In terms of the total declared expenditure, **YSR-Congress** spent the highest amount of **Rs 340.203 cr**, followed by **BJD** and **AITC**, which spent **Rs 288.44 cr** and **Rs 227.5989 cr** respectively.
- **21 out of 36 political parties**, which have submitted their audit reports, have **incurred expenditure more than their total income**. Of these, YSR-Congress, BJD, BRS, SP, JD(U) and AITC **spent more than their total income** during FY 2024-25.

Total Income and Expenditure declared by Regional Parties, FY 2024-25 (in Rs Cr)



Total Income & Expenditure declared by top 10 Regional Parties, FY 2024-25 (in Rs Cr)

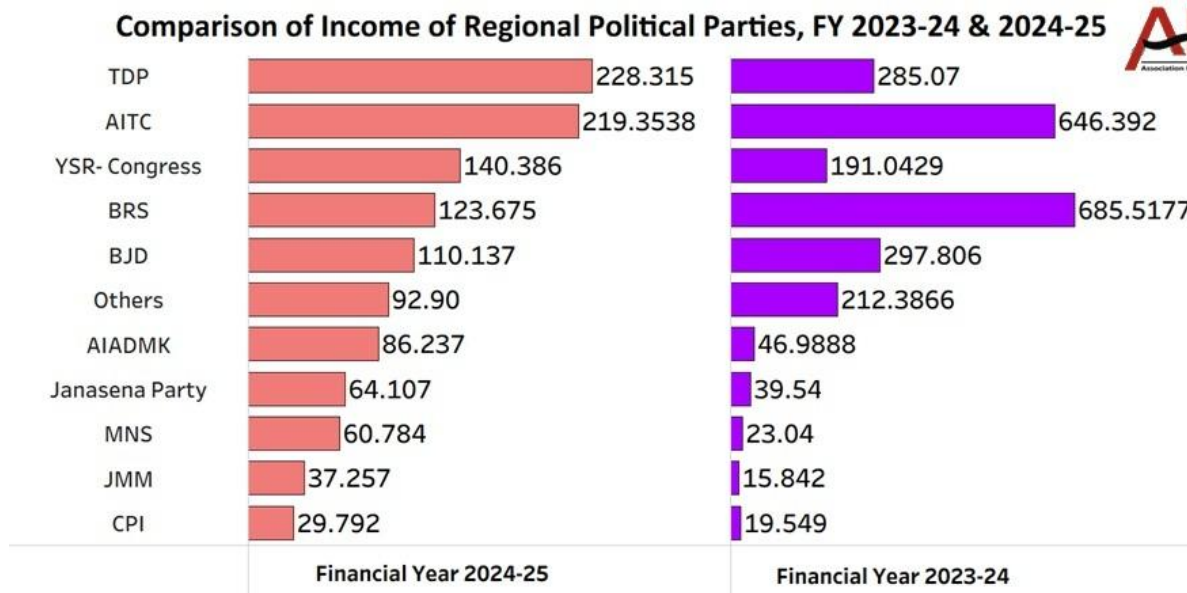


Total income and expenditure declared by Regional Political Parties, FY 2024-25 (in Rs cr)					
S.No.	Party	Total declared Income (A)	Total declared Expenditure (B)	Excess of income over expenditure (A-B=C)	Share of income remaining unspent (C/A*100)
1	TDP	228.315	61.33	166.985	73.14%
2	AITC	219.3538	227.5989	-8.2451	-3.76%
3	YSR- Congress	140.386	340.203	-199.817	-142.33%
4	BRS	123.675	180.599	-56.924	-46.03%
5	BJD	110.137	288.44	-178.303	-161.89%
6	AIADMK	86.237	50.381	35.856	41.58%
7	Janasena Party	64.107	56.944	7.163	11.17%
8	MNS	60.784	24.516	36.268	59.67%
9	JMM	37.257	11.834	25.423	68.24%
10	CPI	29.792	28.822	0.97	3.26%
11	JD(U)	27.942	38.695	-10.753	-38.48%
12	SP	20.330	74.741	-54.411	-267.64%
13	SAD	8.545	6.030	2.515	29.43%
14	RJD	6.875	4.295	2.580	37.53%
15	AJSU Party	5.548	3.983	1.565	28.21%
16	AIMIM	4.909	1.731	3.178	64.74%
17	CPI(ML)(L)	4.282	3.427	0.855	19.97%
18	SDF	3.587	5.632	-2.045	-57.01%
19	JD(S)	1.948	4.186	-2.238	-114.89%
20	INLD	1.525	1.381	0.144	9.44%
21	MGP	1.160	0.549	0.611	52.67%
22	SKM	1.070	7.222	-6.152	-574.95%
23	AGP	0.973	1.331	-0.358	-36.79%
24	AIUDF	0.899	1.553	-0.654	-72.75%
25	Apna Dal (Soneylal)	0.6919	1.2298	-0.5379	-77.74%
26	DMDK	0.656	0.845	-0.189	-28.81%

Total income and expenditure declared by Regional Political Parties, FY 2024-25 (in Rs cr)					
S.No.	Party	Total declared Income (A)	Total declared Expenditure (B)	Excess of income over expenditure (A-B=C)	Share of income remaining unspent (C/A*100)
27	ZPM	0.572	0.610	-0.038	-6.64%
28	KC(M)	0.569	1.066	-0.497	-87.35%
29	Revolutionary Goans Party	0.189	0.231	-0.042	-22.22%
30	AINRC	0.1687	0.166	0.002	1.19%
31	AIFB	0.109	0.172	-0.063	-57.80%
32	JKPDP	0.100	0.163	-0.063	-63.00%
33	Rashtriya Loktantrik Party	0.100	0.171	-0.071	-71.00%
34	NDPP	0.07	2.832	-2.762	-3945.71%
35	NPF	0.0484	0.1255	-0.0771	-159.30%
36	MNF	0.0329	0.0327	0.0002	0.61%
Total		Rs 1192.944 cr	Rs 1433.068 cr	Rs -240.124 cr	-20.13%

Comparison of Income of Regional Parties, FY 2023-24 and FY 2024-25

- Total income of all 36 parties, whose audit reports are available for both FY 2023-24 and 2024-25, decreased from **Rs 2463.175 cr** in FY 2023-24 to **Rs 1192.944 cr** in FY 2024-25, a total **decrease of 51.57%** or **Rs 1270.231 cr**.
- **19 parties** have shown an **increase in their income** from FY 2023-24 to FY 2024-25 while **17 parties** have shown a **decline in their income** during this period.
- Comparing the income of top 5 parties for FY 2024-25 with the previous financial year, **AIADMK** declared the highest increase in its income of **Rs 39.248 cr** or **83.53%**, followed by **MNS** and **Janasena Party** which declared a total increase of **Rs 37.744 cr** or **163.82%** and **Rs 24.567 cr** or **62.13%**, respectively.



- **BRS** declared the maximum **decrease in income** between FY 2023-24 and 2024-25 by **Rs 561.843 cr** followed by **AITC (Rs 427.0382 cr)** and **BJD (Rs 187.669 cr)**.

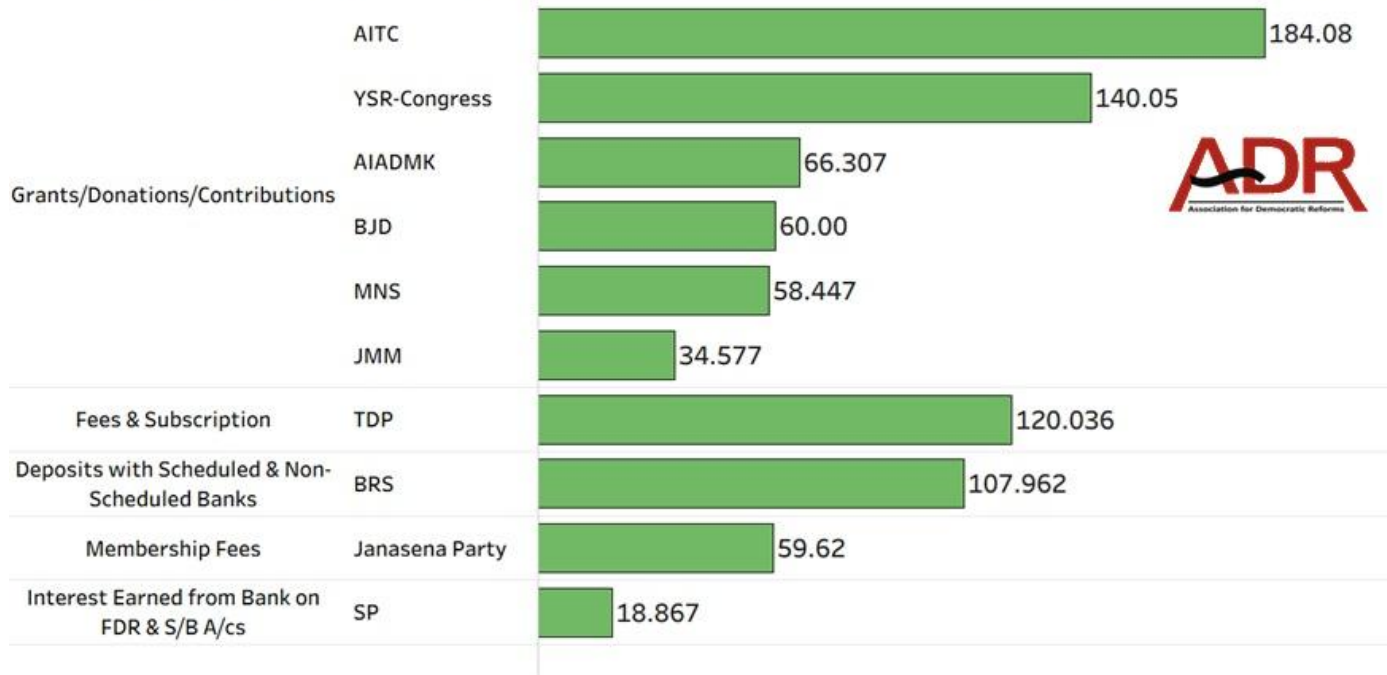
Party	Comparison of Income of Political Parties, FY 2023-24 and FY 2024-25		
	Financial Year 2023-24 (in Rs cr) (A)	Financial Year 2024-25 (in Rs cr) (B)	Increase/ decrease in total income (B-A=C)
TDP	285.07	228.315	Rs -56.755 cr, (-19.91%)
AITC	646.392	219.3538	Rs -427.0382 cr, (-66.06%)
YSR- Congress	191.0429	140.386	Rs -50.657 cr, (-26.52%)
BRS	685.5177	123.675	Rs -561.843 cr, (-81.96%)
BJD	297.806	110.137	Rs -187.669 cr, (-63.02%)
AIADMK	46.9888	86.237	Rs 39.248 cr, (83.53%)
Janasena Party	39.54	64.107	Rs 24.567 cr, (62.13%)
MNS	23.040	60.784	Rs 37.744 cr, (163.82%)
JMM	15.842	37.257	Rs 21.415 cr, (135.18%)
CPI	19.549	29.792	Rs 10.243 cr, (52.40%)
JD(U)	11.1177	27.942	Rs 16.824 cr, (151.33%)
SP	26.1215	20.33	Rs -5.792 cr, (-22.17%)
SAD	4.2054	8.545	Rs 4.34 cr, (103.20%)
RJD	79.387	6.875	Rs -72.512 cr, (-91.34%)
AJSU Party	0.410	5.548	Rs 5.138 cr, (1253.17%)
AIMIM	2.075	4.909	Rs 2.834 cr, (136.58%)
CPI(ML)(L)	1.7095	4.282	Rs 2.573 cr, (150.51%)
SDF	5.6998	3.587	Rs -2.113 cr, (-37.07%)
JD(S)	44.1849	1.948	Rs -42.237 cr, (-95.59%)
INLD	0.845	1.525	Rs 0.68 cr, (80.47%)
MGP	0.008	1.16	Rs 1.152 cr, (14400%)
SKM	29.2919	1.07	Rs -28.222 cr, (-96.35%)
AGP	0.1674	0.973	Rs 0.806 cr, (481.48%)
AIUDF	0.358	0.899	Rs 0.541 cr, (151.12%)
Apna Dal (Soneylal)	1.1069	0.6919	Rs -0.415 cr, (-37.49%)
DMDK	0.3453	0.656	Rs 0.311 cr, (90.07%)
ZPM	0.2943	0.572	Rs 0.278 cr, (94.46%)
KC(M)	1.286	0.569	Rs -0.717 cr, (-55.75%)
Revolutionary Goans Party	0.367	0.189	Rs -0.178 cr, (-48.50%)
AINRC	0.0969	0.1687	Rs 0.0718 cr, (74.10%)
AIFB	0.1064	0.109	Rs 0.003 cr, (2.82%)
JKPDP	0.2753	0.10	Rs -0.175 cr, (-63.57%)
Rashtriya Loktantrik Party	0.9947	0.10	Rs -0.895 cr, (-89.98%)
NDPP	1.832	0.07	Rs -1.762 cr, (-96.18%)
NPF	0.048	0.0484	Rs 0.0004 cr, (0.83%)
MNF	0.0525	0.0329	Rs -0.02 cr, (-38.10%)
Total	Rs 2463.175 cr	Rs 1192.944 cr	Rs -1270.231 cr (-51.57%)
DMK	180.948	NA	-
UPPL	2.142	NA	-
Tipra Motha Party	0.242	NA	-
PPA	0.04	NA	-

Party	Comparison of Income of Political Parties, FY 2023-24 and FY 2024-25		
	Financial Year 2023-24 (in Rs cr) (A)	Financial Year 2024-25 (in Rs cr) (B)	Increase/ decrease in total income (B-A=C)
Bharat Adivasi Party	NA	NA	-
BPF	NA	NA	-
Citizen Action Party - Sikkim	NA	NA	-
Goa Forward Party	NA	NA	-
HSPDP	NA	NA	-
IUML	NA	NA	-
IPFT	NA	NA	-
JKNC	NA	NA	-
JKNPP	NA	NA	-
JJP	NA	NA	-
JCC(J)	NA	NA	-
KC	NA	NA	-
LJP	NA	NA	-
LJP(RV)	NA	NA	-
NTK	NA	NA	-
NCP	NA	NA	-
NCP(Sharadchandra Pawar)	NA	NA	-
PDF	NA	NA	-
RLSP	NA	NA	-
RPI(Athawale)	NA	NA	-
RSP	NA	NA	-
SHS	NA	NA	-
SHS(UBT)	NA	NA	-
UDP	NA	NA	-
VCK	NA	NA	-
VPP	NA	NA	-
ZNP	NA	NA	-

Top sources of income of Regional Political Parties, FY 2024-25

- **Grant/Donations/contributions, Fees & Subscriptions and Interest Income** are some of the most common sources of income that feature amongst the top three across Regional political parties.
- **Voluntary contributions/donations, Fee & Subscriptions and Deposits** are the **primary source of income of top five Regional political parties** with highest income declared for FY 2024-25.
- **20** out of **36 Regional political parties** collected more than **75% of their total Income** on **Grants/Donations/Contributions/Donations received** or **Voluntary Donations/Contributions**.
- Among the Regional Parties, **AITC** reported the highest income from **donations/contributions** at **Rs 184.08 cr**, followed by **YSR-Congress** with **Rs 140.05 cr** received from **donations/contributions**

Primary sources of income of Top 10 Regional Parties which declared highest income, FY 2024-25 (In Rs Cr)



Regional Party	Total Income	Regional Parties' top 3 sources of Income: Financial Year 2024-25		
		Top 3 Sources of Income	Amount (in Rs cr)	Share of Income
TDP	Rs 228.315 cr	Fee & Subscriptions	120.036	52.57%
		Voluntary Donation/Contributions	85.20	37.32%
		Interest on deposits with Banks	23.02	10.08%
		Other Income	0.059	0.03%
AITC	Rs 219.3538 cr	Donations/Contributions	184.08	83.92%
		Interest from Fixed Deposits	33.685	15.36%
		Fees & Subscriptions	0.973	0.44%
		Other Income	0.6158	0.28%
YSR-Congress	Rs 140.386 cr	Donation/Contributions	140.05	99.761%
		Interest on IT Refund	0.1867	0.133%
		Interest on Fixed Deposit	0.1466	0.104%
		Other Income	0.0027	0.002%
BRS	Rs 123.675 cr	Deposits with Scheduled & Non- Scheduled Banks	107.962	87.295%
		Grant/Donation/Contributions	15.092	12.203%
		Interest on IT Refund	0.139	0.112%
		Other Income	0.482	0.39%
BJD	Rs 110.137 cr	Grant/Donation/Contributions	60.00	54.478%
		Bank Interest	50.1364	45.5218%
		Fees & Subscriptions	0.0005	0.0005%
		Other Income	0.0001	0.0001%
AIADMK	Rs 86.237 cr	Grants/Donations/Contributions received	66.307	76.89%
		Interest Income	19.736	22.886%
		Membership Fees & Subscription	0.167	0.194%
		Other Income	0.0266	0.034%

Regional Party	Total Income	Regional Parties' top 3 sources of Income: Financial Year 2024-25		
		Top 3 Sources of Income	Amount (in Rs cr)	Share of Income
Janasena Party	Rs 64.107 cr	Membership Fees	59.62	93%
		Interest on Fixed Deposit	4.487	7%
		Contributions (Donations)	0	0%
		Other Income	0	0%
MNS	Rs 60.784 cr	Grant/Donation/Contributions	58.447	96.16%
		Interest on Fixed Deposits	2	3.29%
		Profit on sale of Mutual Funds	0.3032	0.50%
		Other Income	0.0338	0.06%
JMM	Rs 37.257 cr	Grant/Donations/Contributions	34.577	92.81%
		Fees & Subscription & Others	2.0166	5.41%
		Donation Through Coupans	0.387	1.04%
		Other Income	0.2764	0.74%
CPI	Rs 29.792 cr	Donation Contribution	11.935	40.06%
		Fees & Subscription	5.3366	17.913%
		Rent	3.182	10.681%
		Other Income	9.3381	31.344%
JD(U)	Rs 27.942 cr	Grants/Donations/Contributions	18.765	67.16%
		Interest from Bank	9.141	32.71%
		Liabilities no longer required written back	0.02	0.07%
		Other Income	0.016	0.06%
SP	Rs 20.33 cr	Interest Earned from Bank on FDR & S/B A/cs	18.867	92.80%
		Grant/Donation/Contributions	0.939	4.62%
		Fees & Subscriptions	0.522	2.57%
		Other Income	0.002	0.01%
SAD	Rs 8.545 cr	Grants/Donations/Contributions	4.065	47.57%
		Fees & Subscriptions	2.7557	32.25%
		Collection by Issuing Coupons	1.651	19.32%
		Other Income	0.0733	0.86%
RJD	Rs 6.875 cr	Voluntary Contributions	3.2045	46.61%
		Interest on Fixed Deposit	2.222	32.32%
		Fee & Subscription	1.445	21.02%
		Other Income	0.0035	0.05%
AJSU Party	Rs 5.548 cr	Donation Received	5.5150	99.41%
		Interest on FD	0.029	0.52%
		Members Contribution & Subscription	0.004	0.07%
		Other Income	0	0.00%
AIMIM	Rs 4.909 cr	Rental Income	3.1950	65.08%
		Interest on Fixed Deposits with DCUB	0.9278	18.90%
		Share of income from Darussalam Board	0.3672	7.48%
		Other Income	0.419	8.54%
CPI(ML)(L)	Rs 4.282 cr	Grants/Donations/Contributions	2.9863	69.74%
		Fees & Subscriptions	1.143	26.69%
		Sale of Publications	0.0358	0.84%

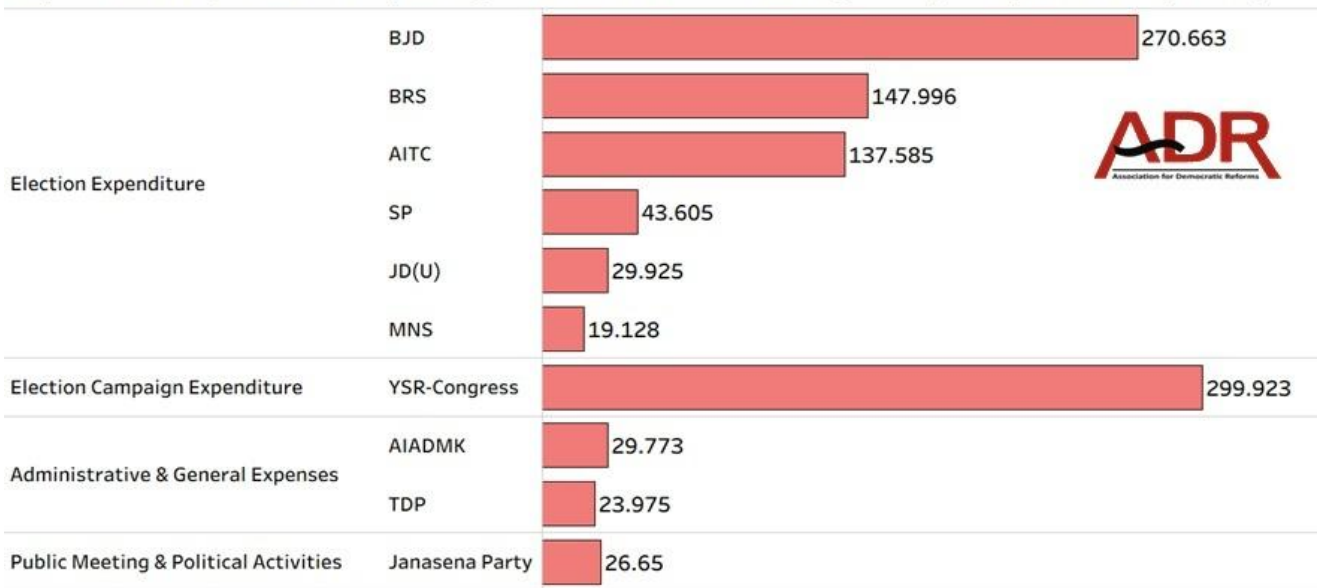
Regional Party	Total Income	Regional Parties' top 3 sources of Income: Financial Year 2024-25		
		Top 3 Sources of Income	Amount (in Rs cr)	Share of Income
		Other Income	0.1169	2.73%
SDF	Rs 3.587 cr	Grant/Donations/Contributions	3.5420	98.75%
		Fees & Subscription & Others	0.045	1.25%
		Income from Sale of Building	0	0.00%
		Other Income	0	0.00%
JD(S)	Rs 1.948 cr	Donations	1.2688	65.13%
		Interest from Bank	0.375	19.25%
		Membership Fees	0.169	8.68%
		Other Income	0.1352	6.94%
INLD	Rs 1.525 cr	Fees & Subscription	1.1574	75.90%
		Grants/Donations/Contributions	0.292	19.15%
		Election Cash Receipt-VS2024	0.0655	4.30%
		Other Income	0.0101	0.66%
MGP	Rs 1.16 cr	Grant/Donation/Contributions	1.1600	100%
		Fees & Subscriptions	0	0.00%
		Collection by Issuing Coupons/Sale of Publications	0	0.00%
		Other Income	0	0.00%
SKM	Rs 1.07 cr	Interest (Fixed Deposit)	1.054	98.50%
		Fees & Subscriptions	0.016	1.50%
		Grant/Donation/Contributions	0	0%
		Other Income	0	0%
AGP	Rs 0.973 cr	Grant/Donation/Contributions	0.8399	86.32%
		Rent Received	0.128	13.16%
		Interest Earned	0.0044	0.45%
		Other Income	0.0007	0.07%
AIUDF	Rs 0.899 cr	Grants/Donations/Contribution	0.8993	100%
Apna Dal (Soneylal)	Rs 0.6919 cr	Donations (Including Membership Fees)	0.68808	99.45%
		Interest on Fixed Deposits	0.00348	0.50%
		Interest on Income Tax Refund	0.00038	0.05%
		Other Income	0	0.00%
DMDK	Rs 0.656 cr	Donation Received	0.5000	76.00%
		Party-local body Election & Membership Fee	0.096	15.00%
		Membership Fees Receipt	0.0487	7.00%
		Other Income	0.0113	2.00%
ZPM	Rs 0.572 cr	Grant/Donation/Contribution	0.572	100%
KC(M)	0.569 CR	Grant/Donation/Contributions	0.458	80.49%
		Interest on Fixed Deposit	0.048	8.44%
		Fee, Levy & Subscriptions	0.043	7.56%
		Other Income	0.02	3.51%
Revolutionary Goans Party	Rs 0.189 cr	Grant Donation & Contributions	0.186	98.41%
		Fees & Subscriptions	0.003	1.59%
AINRC	Rs 0.1687 cr	Grant/ Donation/ Contribution	0.169	100%
AIFB	Rs 0.109 cr	Interest	0.087	80.09%

Regional Party	Total Income	Regional Parties' top 3 sources of Income: Financial Year 2024-25		
		Top 3 Sources of Income	Amount (in Rs cr)	Share of Income
		Fee, Subscription & Leavy	0.015	13.76%
		Grant/Donation/Contribution	0.0067	6.15%
		Other Income	0	0.00%
JKPDP	Rs 0.10 cr	Grants & Donations	0.096	95.90%
		Interest on Bank Balance	0.0032	3.20%
		Fees, Subscriptions	0.0009	0.90%
		Other Income	0	0.00%
Rashtriya Loktantrik Party	Rs 0.10 cr	Grants/Donations/Contributions	0.100	100.00%
NDPP	Rs 0.07 cr	Voluntary Contribution	0.064	91.71%
		Miscellaneous Receipts	0.0056	8.00%
		Interest on It Refund	0.0002	0.29%
		Other Income	0	0.00%
NPF	Rs 0.048 cr	Members Contribution & Subscription	0.048	100%
MNF	Rs 0.0329 cr	Grant/Donation/Contributions	0.032	95.74%
		Bank Interest	0.0014	4.26%
		Fees & Subscriptions	0	0%
		Other Income	0	0%
Total			Rs 1192.944 cr	

Top items of expenditure of Regional Political Parties, FY 2024-25

- The most common items on which parties have incurred highest expenses, are **election expenditure, administrative and general expenses.**
- **15** out of **36 regional political parties** incurred more than **55% of their total expenditure** on **Election Expenditure.**
- Amongst the top 3 parties, which have reported spending the highest overall amount, **YSR-Congress** spent the maximum (**Rs 299.923 cr**) on Election Campaign Expenditure followed by **BJD** which spent **Rs 270.663 cr** on **Election Expenditure** and **BRS** spent **Rs 147.996 cr** on **Election Expenditure.**

Major Items of Expenditure of top 10 Regional Parties which incurred highest expenses, FY 2024-25 (In Rs Cr)



Regional Party	Total Expenditure	Top 3 items of expenditure of Regional Parties: Financial Year 2024-25		
		Top 3 Items of Expenditure	Amount (in Rs cr)	% of Expenditure
YSR-Congress	Rs 340.203 cr	Election Campaign Expenditure	299.923	88.16%
		Party Programs Expenses	27.417	8.06%
		Administrative & General Expenses	5.894	1.73%
		Other Expenditure	6.969	2.05%
BJD	Rs 288.44 cr	Election Expenditure	270.663	93.84%
		Depreciation & Amortisation Expenses	3.896	1.35%
		Administrative & General Expenses	0.811	0.28%
		Other Expenditure	13.07	4.53%
AITC	Rs 227.5989 cr	Election Expenditure	137.585	60.45%
		Administrative and General Expenses	24.533	10.78%
		Employee Cost	2.758	1.21%
		Other Expenditure	62.7229	27.56%
BRS	Rs 180.599 cr	Election Expenditure	147.996	81.95%
		Administrative and General Expenses	24.513	13.57%
		Depreciation and Amortisation Expenses	6.708	3.71%
		Other Expenditure	1.382	0.77%
SP	Rs 74.741 cr	Election Expenditure	43.605	58.34%
		Administrative and General Expenses	19.557	26.17%
		Depreciation and Amortisation Expenses	5.743	7.68%
		Other Expenditure	5.836	7.81%
TDP	Rs 61.33 cr	Election Expenditure	31.7299	51.74%
		Administrative and General Expenses	23.975	39.09%
		Depreciation	4.386	7.15%
		Other Expenditure	1.2391	2.02%
Janasena Party	Rs 56.944 cr	Public Meeting & Political Activities	26.65	46.80%
		Insurance Expenses for Membership	15.532	27.28%

Regional Party	Total Expenditure	Top 3 items of expenditure of Regional Parties: Financial Year 2024-25		
		Top 3 Items of Expenditure	Amount (in Rs cr)	% of Expenditure
		Salaries & Staff Welfare Expenses	5.879	10.32%
		Other Expenditure	8.883	15.60%
AIADMK	Rs 50.381 cr	Administrative and General Expenses	29.773	59.10%
		Election Expenditure	17.807	35.34%
		Family Benevolent Fund Payments and Medical Relief Payments	1.147	2.28%
		Other Expenditure	1.654	3.28%
JD(U)	Rs 38.695 cr	Election Expenditure	29.925	77.34%
		Administrative & General Expenses	8.215	21.23%
		Employee Costs	0.321	0.83%
		Other Expenditure	0.234	0.60%
CPI	Rs 28.822	Administrative & General Expenses	14.581	50.59%
		Employee Cost	5.949	20.64%
		Election Expenditure	4.617	16.02%
		Other Expenditure	3.675	12.75%
MNS	Rs 24.516 cr	Election Expenditure	19.128	78.02%
		Administrative and General Expenses	3.857	15.73%
		Employee Cost	0.83	3.39%
		Other Expenditure	0.701	2.86%
JMM	Rs 11.834 cr	Election Expenditure	10.692	90.35%
		Administrative and General Expenses	0.6058	5.12%
		Depreciation & Amortisation Expenses	0.1537	1.30%
		Other Expenditure	0.3825	3.23%
SKM	Rs 7.222 cr	Non Election Expenditure	2.975	41.19%
		Election Expenditure	2.675	37.04%
		Administrative & General Expenses	1.437	19.90%
		Other Expenditure	0.135	1.87%
SAD	Rs 6.03 cr	Administrative & General Expenses	3.295	55.00%
		Election Expenditure	1.94	32%
		Employee Cost	0.614	10%
		Other Expenditure	0.181	3%
SDF	Rs 5.632 cr	Election Expenses	3.2422	57.57%
		Administrative and General Expenses	1.9658	34.90%
		Finance Costs, Depreciation and Amortisation Expenses	0.424	7.53%
		Other Expenditure	0	0.00%
RJD	Rs 4.295 cr	Election Expenditure	2.758	64.21%
		Employee Cost	0.666	15.51%
		Administrative and General Expenses	0.527	12.27%
		Other Expenditure	0.344	8.01%
JD(S)	Rs 4.186 cr	Election Expenditure	3.092	73.87%
		Administrative Expenses	0.792	18.92%
		Employee Costs	0.301	7.19%
		Other Expenditure	0	0%

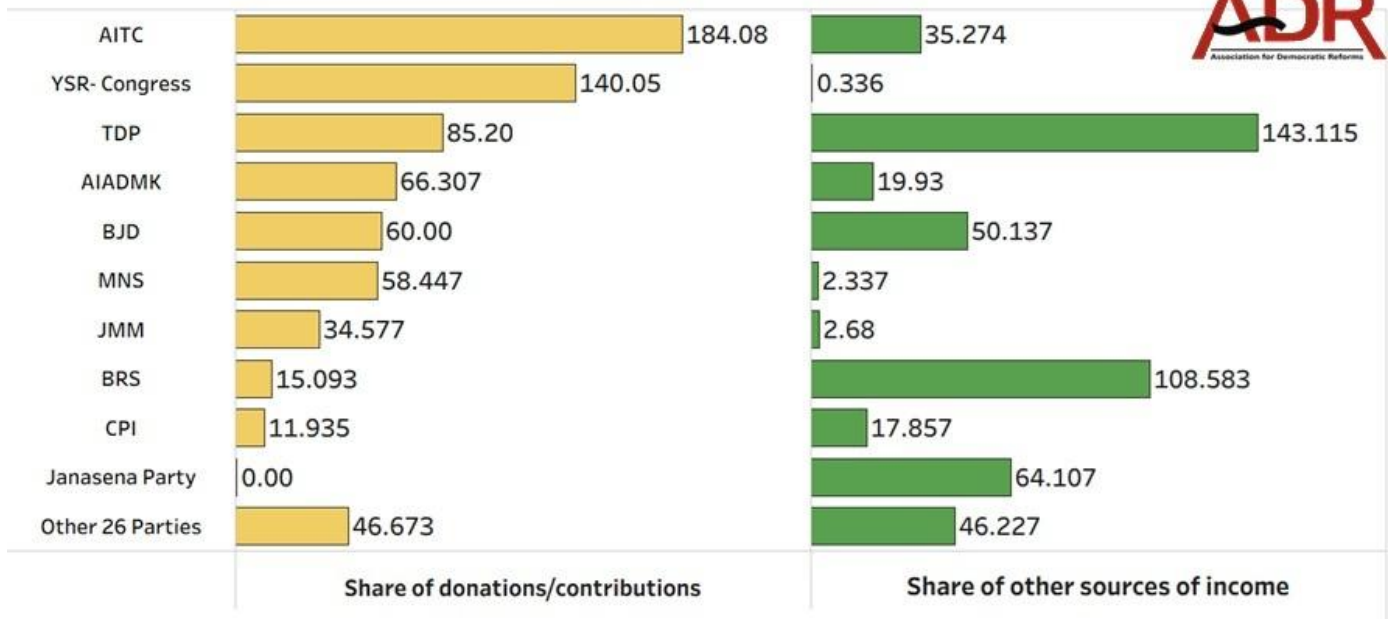
Regional Party	Total Expenditure	Top 3 items of expenditure of Regional Parties: Financial Year 2024-25		
		Top 3 Items of Expenditure	Amount (in Rs cr)	% of Expenditure
AJSU Party	Rs 3.983 cr	Election Expenditure	2.787	69.97%
		Administrative & General Expenses	1.131	28.40%
		Employee Cost	0.065	1.63%
		Other Expenditure	0	0%
CPI(ML)(L)	Rs 3.427 cr	Election Expenditure	1.697	49.52%
		Administrative and General Expenses	1.547	45.14%
		Depreciation & Amortization Expenses	0.18	5.25%
		Other Expenditure	0.003	0.09%
NDPP	Rs 2.832 cr	Depreciation	1.124	39.69%
		Advertisement Expenses	0.498	17.58%
		Conveyance	0.375	13.24%
		Other Expenditure	0.835	29.48%
AIMIM	Rs 1.731 cr	Election Expenditure	0.8959	51.76%
		Administrative and General Expenditure	0.7171	41.43%
		Depreciation and Amortisation Expenses	0.0725	4.19%
		Other Expenditure	0.0455	2.63%
AIUDF	Rs 1.553 cr	Election Expenditure	1.444	92.98%
		Administrative & General Expenses	0.0545	3.51%
		Employee Costs	0.048	3.09%
		Other Expenditure	0.0065	0.42%
INLD	Rs 1.381 cr	Election Expenditure	0.687	49.75%
		Administrative & General Expenses	0.246	17.81%
		Depreciation & Amortization Expenses	0.026	1.88%
		Other Expenditure	0.422	30.56%
AGP	Rs 1.331 cr	Election Expenditure	1.2645	95.00%
		Employee Costs	0.0558	4.20%
		Administrative and General Expenses	0.0092	0.70%
		Other Expenditure	0.0015	0.10%
Apna Dal (Soneylal)	Rs 1.229 cr	Election Expenditure	0.612	49.80%
		Depreciation and Amortisation Expenses	0.174	14.20%
		Employee Cost	0.078	6.30%
		Other Expenditure	0.365	29.70%
KC(M)	Rs 1.066 cr	Administrative and General Expenses	1.037	97.3%
		Repair and Maintenance	0.0215	2.0%
		Depreciation and Amortization	0.0036	0.3%
		Other Expenditure	0.0039	0.4%
DMDK	Rs 0.845 cr	Candidate MP Election Expenses	0.45	53.30%
		Advertisement & Publicity Expenses	0.155	18.30%
		Electricity Charges	0.085	10.10%
		Other Expenditure	0.155	18.30%
ZPM	Rs 0.61 cr	Election Expenditure	0.28	45.90%
		Administrative & General Expenses	0.245	40.16%
		Employee Costs	0.083	13.61%

Regional Party	Total Expenditure	Top 3 items of expenditure of Regional Parties: Financial Year 2024-25		
		Top 3 Items of Expenditure	Amount (in Rs cr)	% of Expenditure
		Other Expenditure	0.002	0.33%
MGP	Rs 0.549 cr	DTVSV Tax Payment	0.203	36.98%
		Advertising Expenses for Prior Years	0.136	24.77%
		Advertising Expenses	0.047	8.56%
		Other Expenditure	0.163	29.69%
Revolutionary Goans Party	Rs 0.231 cr	Election Expenditure	0.114	49.35%
		Administrative Expenses	0.065	28.14%
		Employee Cost	0.038	16.45%
		Other Expenditure	0.014	6.06%
AIFB	Rs 0.172 cr	Remuneration to Employee	0.0629	36.57%
		Travelling & Conveyance	0.046	26.744%
		Repair & Maintenance	0.0288	16.744%
		Other Expenditure	0.0343	19.942%
Rashtriya Loktantrik Party	Rs 0.1712 cr	Election Expenditure	0.1588	92.757%
		Administrative & General Expenses	0.0115	6.7173%
		Depreciation & Administration Expenses	0.0008	0.4673%
		Other Expenditure	0.0001	0.0584%
AINRC	Rs 0.166 cr	Administrative and General Expenses	0.12	72.29%
		Employee Costs	0.024	14.46%
		Depreciation & Amortisation Expenses	0.0025	1.51%
		Other Expenditure	0.0195	11.75%
JKPDP	Rs 0.163 cr	Employee Costs	0.1217	74.66%
		Depreciation and Amortisation	0.009	5.52%
		Office Rent	0.0157	9.63%
		Other Expenditure	0.0166	10.18%
NPF	Rs 0.1255 cr	Administrative and General Expenses	0.1255	100%
MNF	Rs 0.0327 cr	Employee Costs	0.0326	99.69%
		Depreciation & Amortisation Expenses	0.0001	0.31%
		Election Expenditure	0	0.00%
		Other Expenditure	0	0.00%
Total			Rs 1433.068 cr	

Share of income of Regional Parties from voluntary contributions and other sources, FY 2024-25

- **36 Regional Parties** collected **Rs 702.362 cr** or **58.876%** of their total income from **voluntary contributions**) for FY 2024-25.
- Among regional parties, AITC declared the highest donations/contributions at **Rs 184.08 cr**, followed by YSR Congress Party (**Rs 140.05 cr**), TDP (**Rs 85.20 cr**), AIADMK (**Rs 66.3074 cr**), BJD (**Rs 60.00 cr**) and MNS (**Rs 58.447 cr**).
- **23.24%** or **Rs 277.213 cr** of the total income was generated through **Interest Income** by the 36 Regional Parties during FY 2024-25.

Share of income of top 10 Regional Political Parties through Donations/Contributions & Other income, FY 2024-25 (In Rs Cr)



Disclaimer

Source for the data used in the report are the audited accounts submitted by the political parties to the Income Tax Department and the Election Commission of India. These can be accessed from myneta.info/party and <https://www.eci.gov.in/annual-audit-reports>. ADR does not add or subtract any information, unless the EC changes the data. In particular, no unverified information from any other source is used. The data can be accessed from the websites of the ECI. While all effort has been made to ensure that the information is in keeping with what is mentioned in the statements submitted by the political parties, in case of discrepancy between information in this report and that given in their statements, the information reported by the parties should be treated as correct. Association for Democratic Reforms (ADR), National Election Watch (NEW) and their volunteers are not responsible or liable for any direct, indirect special, or consequential damages, claims, demands, losses of any kind whatsoever, made, claimed, incurred or suffered by any party arising under or relating to the usage of data provided by ADR through this report.

It is to be noted that ADR undertakes great care and adopts utmost due diligence in analyzing and dissemination of the audit and reports of the political parties submitted with the Election Commission of India. Such information is only aimed at highlighting the increased misuse of money in our electoral and political process so as to facilitate a system of transparency, accountability and good governance and to enable voters to form an informed choice. Therefore, it is expected that anyone using this report shall undertake due care and utmost precaution while using the data provided by ADR. ADR is not responsible for any mishandling, discrepancy, inability to understand, misinterpretation or manipulation, distortion of the data in such a way so as to benefit or target a particular political party or politician or candidate.

Contact Details

Media and Journalist Helpline +91 80103 94248 Email: adr@adrindia.org https://adrindia.org/about-adr/state-coordinators	Maj. Gen Anil Verma (Retd.) Head, ADR anilverma@adrindia.org	Prof Trilochan Sastry IIM Bangalore (Retd.) Chairman, Founder and Trustee, ADR tsastry@gmail.com	Dr Ajit Ranade Founder Member and Trustee, ADR ajit.ranade@gmail.com
---	---	---	--

Annexure – I

Status of submission of audit reports by Regional Political Parties: Due date for submission was 31 Oct, 2025				
S.No	Political Party	Party Code	Financial Year 2024-25	Financial Year 2023-24
1	Jammu and Kashmir Peoples Democratic Party	JKPDP	Submitted	Submitted
2	Zoram People's Movement	ZPM	Submitted	Submitted
3	Naga Peoples Front	NPF	Submitted	Submitted
4	Mizo National Front	MNF	Submitted	Submitted
5	Biju Janata Dal	BJD	Submitted	Submitted
6	Jharkhand Mukti Morcha	JMM	Submitted	Submitted
7	Rashtriya Loktantrik Party	RLTP	Submitted	Submitted
8	Bharat Rashtra Samithi	BRS	Submitted	Submitted
9	All India Trinamool Congress	AITC	Submitted	Submitted
10	Communist Party of India (Marxist-Leninist) (Liberation)	CPI(ML)(L)	Submitted	Submitted
11	Shiromani Akali Dal	SAD	Submitted	Submitted
12	Sikkim Krantikari Morcha	SKM	Submitted	Submitted
13	Nationalist Democratic Progressive Party	NDPP	Submitted	Submitted
14	All India Anna Dravida Munnetra Kazhagam	AIADMK	Submitted	Submitted
15	Desiya Murpokku Dravida Kazhagam	DMDK	Submitted	Submitted
16	Janasena Party	Janasena Party	Submitted	Submitted
17	Maharashtra Gomantak Party	MGP	Submitted	Submitted
18	Telugu Desam Party	TDP	Submitted	Submitted
19	Yuvajana Sramika Rythu Congress Party	YSR- Congress	Submitted	Submitted
20	Revolutionary Goans Party	Revolutionary Goans Party	Submitted	Submitted
21	Sikkim Democratic Front	SDF	Submitted	Submitted
22	All India N.R. Congress	AINRC	Submitted	Submitted
23	Kerala Congress (M)	KC(M)	Submitted	Submitted
24	AJSU Party	AJSU Party	Submitted	Submitted
25	Communist Party of India	CPI	Submitted	Submitted
26	Maharashtra Navnirman Sena	MNS	Submitted	Submitted
27	All India Majlis-E-Ittehadul Muslimeen	AIMIM	Submitted	Submitted
28	Janata Dal (United)	JD(U)	Submitted	Submitted
29	Janata Dal (Secular)	JD(S)	Submitted	Submitted
30	All India United Democratic Front	AIUDF	Submitted	Submitted
31	Samajwadi Party	SP	Submitted	Submitted

Status of submission of audit reports by Regional Political Parties: Due date for submission was 31 Oct, 2025

S.No	Political Party	Party Code	Financial Year 2024-25	Financial Year 2023-24
32	Asom Gana Parishad	AGP	Submitted	Submitted
33	All India Forward Bloc	AIFB	Submitted	Submitted
34	Apna Dal (Soneylal)	AD(Soneylal)	Submitted	Submitted
35	Rashtriya Janata Dal	RJD	Submitted	Submitted
36	Indian National Lok Dal	INLD	Submitted	Submitted
37	Dravida Munnetra Kazhagam	DMK	Not available on the ECI website	Submitted
38	United People's Party, Liberal	UPPL	Not available on the ECI website	Submitted
39	Tipra Motha Party	Tipra Motha Party	Not available on the ECI website	Submitted
40	People's Party of Arunachal	PPA	Not available on the ECI website	Submitted
41	Bharat Adivasi Party	Bharat Adivasi Party	Not available on the ECI website	Not available on the ECI website
42	Bodoland Peoples Front	BPF	Not available on the ECI website	Not available on the ECI website
43	Citizen Action Party - Sikkim	Citizen Action Party - Sikkim	Not available on the ECI website	Not available on the ECI website
44	Goa Forward Party	Goa Forward Party	Not available on the ECI website	Not available on the ECI website
45	Hill State People's Democratic Party	HSPDP	Not available on the ECI website	Not available on the ECI website
46	Indian Union Muslim League	IUML	Not available on the ECI website	Not available on the ECI website
47	Indigenous People's Front of Tripura	IPFT	Not available on the ECI website	Not available on the ECI website
48	Jammu & Kashmir National Conference	JKNC	Not available on the ECI website	Not available on the ECI website
49	Jammu & Kashmir National Panthers Party	JKNPP	Not available on the ECI website	Not available on the ECI website
50	Jannayak Janta Party	JJP	Not available on the ECI website	Not available on the ECI website
51	Janta Congress Chhattisgarh (J)	JCC(J)	Not available on the ECI website	Not available on the ECI website

Status of submission of audit reports by Regional Political Parties: Due date for submission was 31 Oct, 2025

S.No	Political Party	Party Code	Financial Year 2024-25	Financial Year 2023-24
52	Kerala Congress	KC	Not available on the ECI website	Not available on the ECI website
53	Lok Jan Shakti Party	LJP	Not available on the ECI website	Not available on the ECI website
54	Lok Janshakti Party (Ram Vilas)	LJP(RV)	Not available on the ECI website	Not available on the ECI website
55	Naam Tamar Katchi	NTK	Not available on the ECI website	Not available on the ECI website
56	Nationalist Congress Party	NCP	Not available on the ECI website	Not available on the ECI website
57	Nationalist Congress Party - Sharadchandra Pawar	NCP(Sharadchandra Pawar)	Not available on the ECI website	Not available on the ECI website
58	People's Democratic Front	PDF	Not available on the ECI website	Not available on the ECI website
59	Rashtriya Lok Samta Party	RLSP	Not available on the ECI website	Not available on the ECI website
60	Republican Party of India (Athawale)	RPI(Athawale)	Not available on the ECI website	Not available on the ECI website
61	Revolutionary Socialist Party	RSP	Not available on the ECI website	Not available on the ECI website
62	Shiv Sena	SHS	Not available on the ECI website	Not available on the ECI website
63	Shiv Sena (Uddhav Balasaheb Thackrey)	SHS(UBT)	Not available on the ECI website	Not available on the ECI website
64	United Democratic Party	UDP	Not available on the ECI website	Not available on the ECI website
65	Viduthalai Chiruthaigal Katchi	VCK	Not available on the ECI website	Not available on the ECI website
66	Voice of the People Party	Voice of the People Party	Not available on the ECI website	Not available on the ECI website
67	Zoram Nationalist Party	ZNP	Not available on the ECI website	Not available on the ECI website