

**ANALYSIS OF FUNDS COLLECTED AND  
EXPENDITURE INCURRED BY POLITICAL PARTIES  
THAT CONTESTED IN UTTAR PRADESH DURING  
THE LOK SABHA ELECTIONS 2019  
(a state-wise report)**

A Report by

Association for Democratic Reforms

Association for Democratic Reforms

T-95, II floor, C.L. House, Gautam Nagar

New Delhi – 110 049

Email: [adr@adrindia.org](mailto:adr@adrindia.org); Phone: 011-4165 4200

## Table of Contents

<b>Analysis of Funds Collected and Expenditure Incurred by Political Parties that contested in Uttar Pradesh during Lok Sabha Elections 2019 .....</b>	<b>3</b>
<b>Introduction.....</b>	<b>3</b>
<b>Recommendations of ADR .....</b>	<b>3</b>
<b>Total Funds collected and Expenditure incurred by political parties .....</b>	<b>4</b>
<b>Party-wise Funds collected and Expenditure incurred .....</b>	<b>5</b>
<b>Total Expenditure incurred in UP under various heads .....</b>	<b>7</b>
<b>Party-wise Expenditure incurred in UP under various heads .....</b>	<b>8</b>
<b>Party-wise Expenditure incurred in UP under Publicity.....</b>	<b>9</b>
<b>Party-wise Expenditure incurred in UP under Travel.....</b>	<b>10</b>
<b>Disclaimer .....</b>	<b>12</b>
<b>Contact details.....</b>	<b>13</b>
<b>Annexure – I .....</b>	<b>14</b>

## Analysis of Funds Collected and Expenditure Incurred by Political Parties that contested in Uttar Pradesh during Lok Sabha Elections 2019

### Introduction

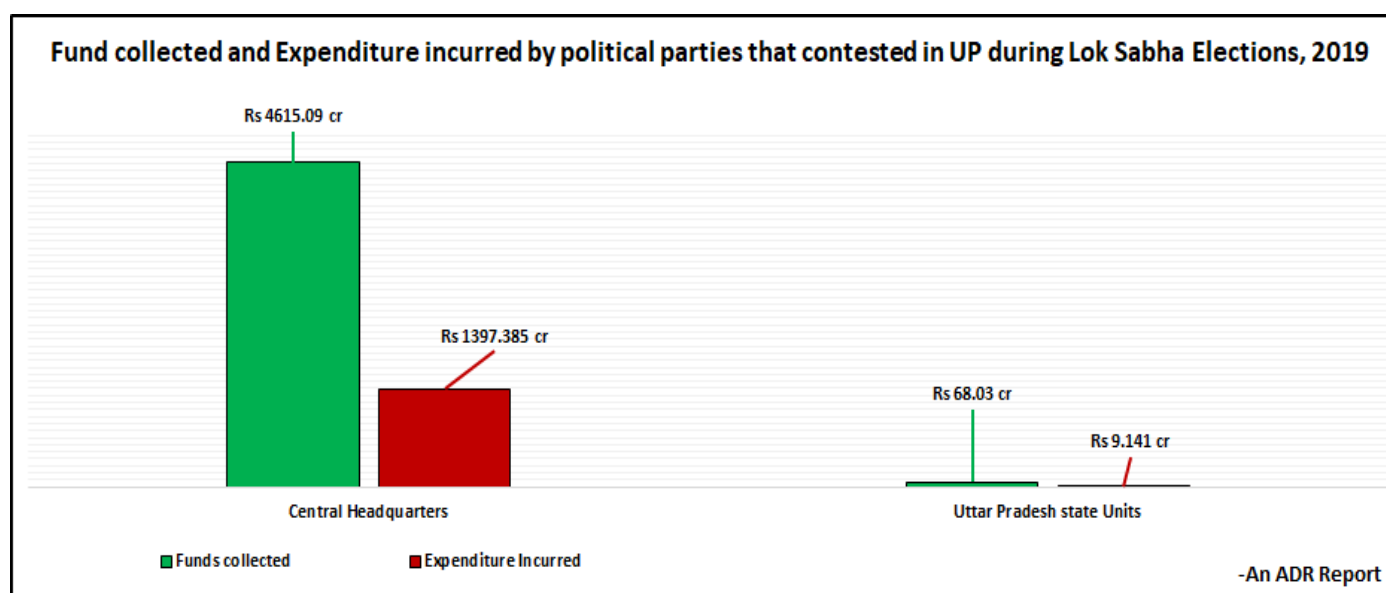
- Political parties are required to submit a statement of election expenditure to the Election Commission within 90 days of completion of General Elections and 75 days of completion of State Assembly elections.
- The expenditure statement contains details of the **total amount received as funds in the form of cash, cheques and demand drafts and the total amount spent under various heads.**
- The expenditure statement **contains information on the amount spent on the following heads** at the **Central Headquarters** and **State Unit level** by the party:
  - o Publicity
  - o Travel expenses
  - o Other expenses
  - o Expenditure towards candidates
- Political parties submit these statements providing information of funds collected and spent between announcement and completion of elections. This period could be between 3 weeks to 3 months based on the notification issued by the Election Commission.
- **The focus of this report is the election expenditure incurred by National and Regional parties that contested in Uttar Pradesh (UP)** during Lok Sabha 2019 elections and analyses the funds received and expenditure incurred by Parties, during the election period of 75 days (10-03-2019 to 23-05-2019).
- **5 National Parties** namely **BJP, INC, BSP, NCP & CPI** and **5 Regional Parties** namely **AAP, AIFB, JDU, SHS & SP** have been considered for analysis in this report.
- 25th August, 2019 was the last date of filing of election expenditure statements for National and Regional parties for the Lok Sabha elections, which was 90 days from 27th May'19, the date of completion of the elections.
- Among National Parties considered for analysis, **BJP's** expenditure statement was available after maximum delay of 85 days followed by **INC** (66 days), **CPI** (50 days), **CPM** (21 days) and **NCP** (1 day). In case of Regional Parties, the expenditure statement of **AAP** was available after 35 days while that of **SP** was available after a delay of 6 days.
- The election **expenditure statement of RLD for Lok Sabha elections 2019 is unavailable** on the website of ECI.

### Recommendations of ADR

- Recently, nine working groups (comprising of Chief Electoral Officers of states and other ECI officials) presented their draft recommendations to the ECI, among which it was suggested that there needs to be a **cap on the expenditure to be incurred for an election by political parties.** In 2015, ECI also recommended to Ministry of Law, a proposal to cap maximum expenditure of political parties to a multiple of half of maximum prescribed limit for individual candidates with the number of candidates fielded. ADR recommends that steps must be taken in this regard and the modalities must be worked out in a time bound manner.
- It must be made **mandatory for all political parties to submit their statements of expenditure in the format given by the ECI,** within the prescribed time limit. Political parties not submitting on time or in the prescribed format should be heavily penalized.

- The **details of all donors** who contribute to National and Regional parties exclusively for their election campaigns must be declared in the public domain irrespective of the amount donated.
- A **format similar to the donations report along with the date of donations**, submitted to the ECI on an annual basis, has to be prescribed for the expenditure statement so as to **bring in more transparency in the finances of the political parties especially during elections** when it is said that black money plays a major role.
- Where possible, **expenditure must be limited to transactions via cheque/DD/RTGS** so as to reduce use of black money in elections, as per the transparency guidelines issued by the ECI.
- Similar to the shadow observers of the ECI for monitoring expenditure of candidates, there must also be **observers for monitoring the expenditure of political parties**.

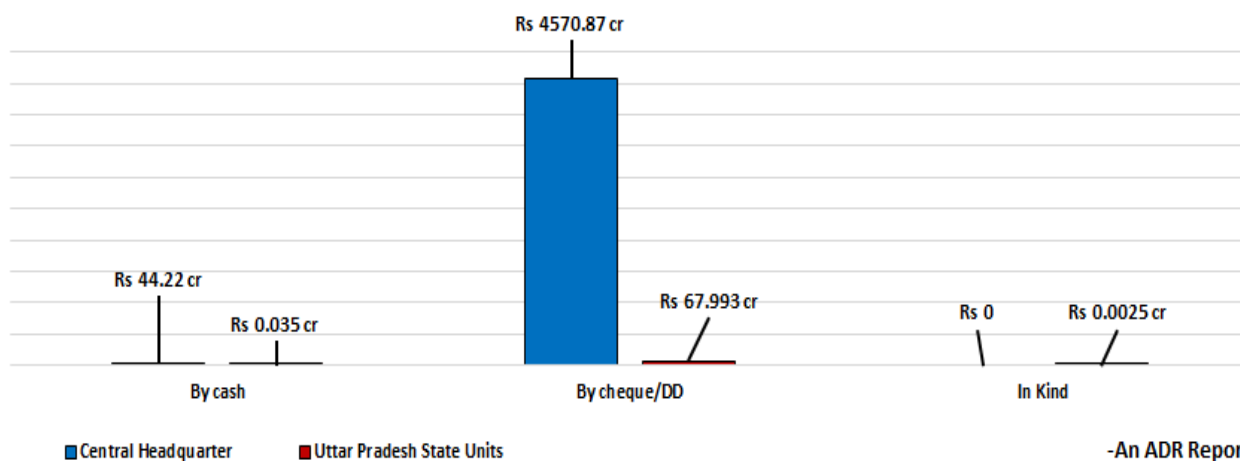
### Total Funds collected and Expenditure incurred by political parties



Fund collected and Expenditure incurred by political parties that contested in UP during Lok Sabha Elections, 2019							
Funds collected	Funds collected by		Total Funds collected (Rs in cr)	Expenditure Incurred	Expenditure incurred by		Total Expenditure incurred (Rs in cr)
	Central Headquarter	Uttar Pradesh State Units			Central Headquarter	Uttar Pradesh State Units	
By cash	44.22	0.035	Rs 44.255 cr	By cash	0.557	0.304	Rs 0.86 cr
By cheque/DD	4570.87	67.993	Rs 4638.863 cr	By cheque/DD	1261.085	7.722	Rs 1268.806 cr
In Kind	0	0.0025	Rs 0.0025 cr	Remaining unpaid	135.743	1.115	Rs 136.86 cr
<b>Total</b>	<b>Rs 4615.09 cr</b>	<b>Rs 68.03 cr</b>	<b>Rs 4683.12 cr</b>	<b>Total</b>	<b>Rs 1397.385 cr</b>	<b>Rs 9.141 cr</b>	<b>Rs 1406.526 cr</b>

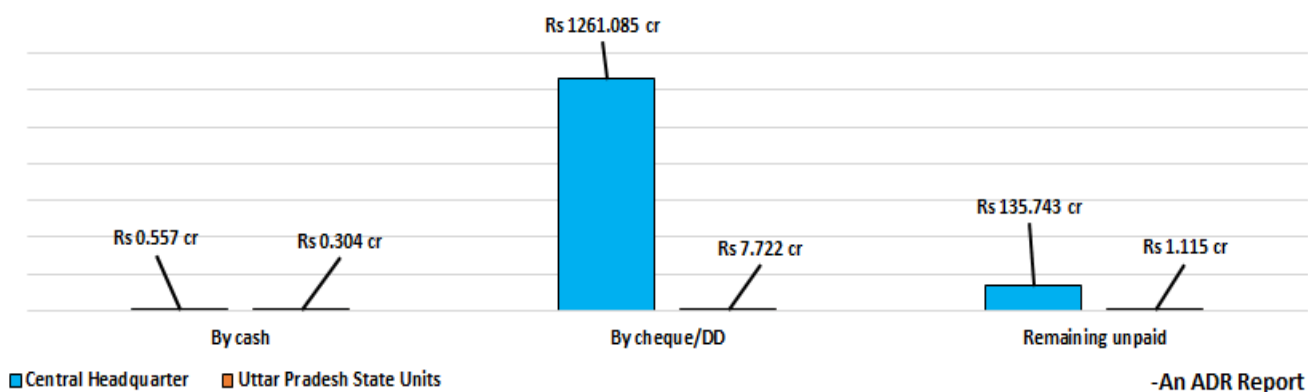
- Total funds collected by 5 National and 5 Regional political parties (henceforth referred as political parties) during General Elections 2019 amounted to a total of **Rs 4683.12 cr**.
- Of the total funds collected, funds collected by parties' central headquarters amounted to **Rs 4615.09 cr** while the amount collected by UP state units of parties was **Rs 68.03 cr**.
- Political parties collected the highest funds of **Rs 4638.86 cr by cheque/DD** followed by **Rs 44.255 cr by cash** and **Rs 25000 in kind**.

### Fund collected by political parties that contested in UP during Lok Sabha Elections, 2019



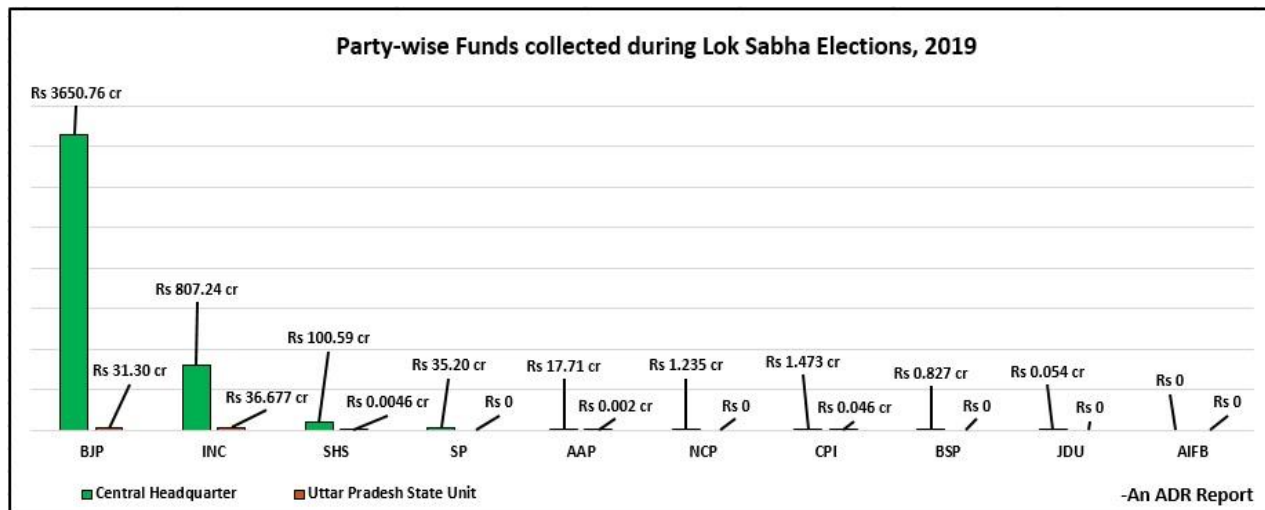
- The political parties analysed in this report spent a total of **Rs 1406.526 cr** during the General Elections 2019, of which an expenditure of **Rs 1397.385 cr** was spent by the parties' central headquarters while **Rs 9.141 cr** was spent by the UP state units of the parties.
- By **cheque/DD**, political parties incurred the highest expenditure of **Rs 1268.806 cr** followed by **Rs 136.86 cr** as remaining unpaid and **Rs 86 lakhs** by cash.

### Expenditure Incurred by political parties in UP during Lok Sabha Elections, 2019



#### Party-wise Funds collected and Expenditure incurred

- **National parties** namely BJP, INC, NCP, CPI & BSP collected a total of **Rs 4529.56 cr** while **Regional parties** including AAP, JDU, SHS & SP received **Rs 153.56 cr**. AIFB declared that it did not receive any funds.
- **BJP** collected the highest funds during the Parliamentary elections 2019 of **Rs 3682.06 cr** or **78.62%** followed by **INC** which collected **Rs 843.92 cr** or **18.02%** and **SHS** which collected **2.15%** or **Rs 100.595 cr** of the total funds collected by the ten parties analysed.
- More than **98%** of political parties' **total funds** were collected from the central headquarters. In case of **SP, NCP, BSP & JDU**, no funds were collected from parties' UP state units.

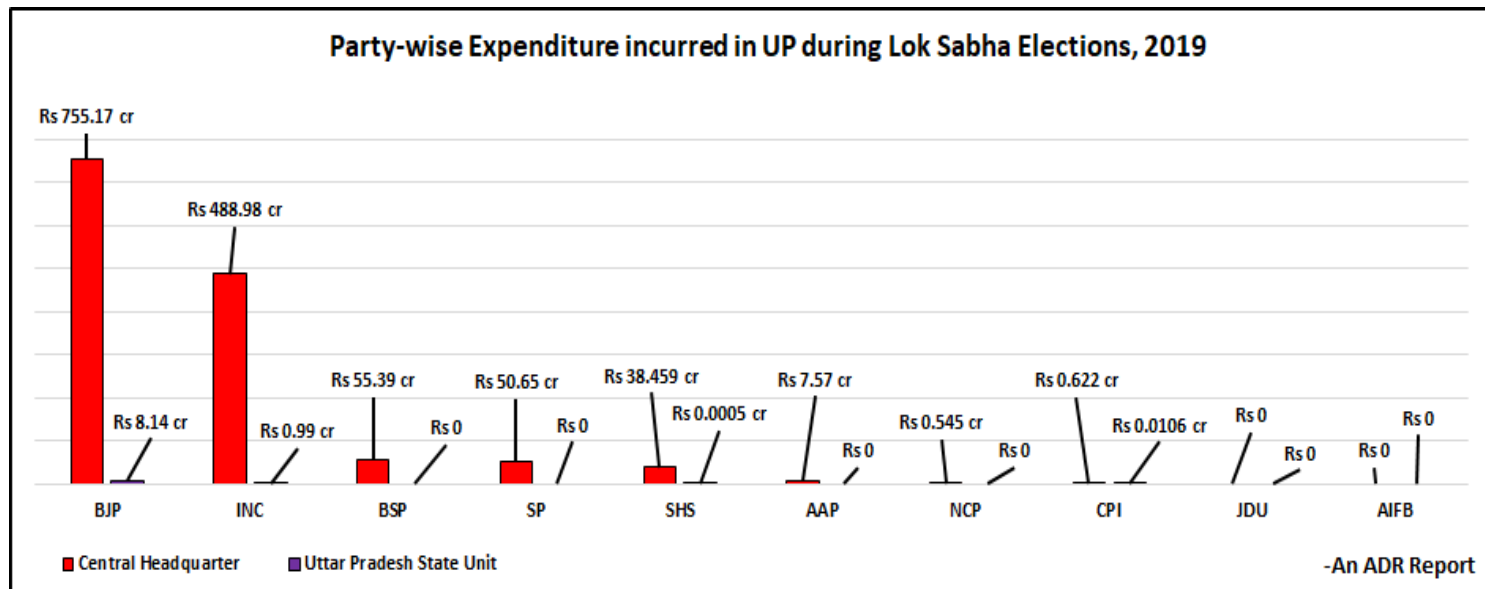


Party-wise Funds collected during Lok Sabha Elections, 2019			
Political Party	Central Headquarter	Uttar Pradesh State Unit	Total Funds collected (Rs in cr)
BJP	3650.76	31.30	Rs 3682.06 cr
INC	807.24	36.677	Rs 843.92 cr
SHS	100.59	0.0046	Rs 100.595 cr
SP	35.20	0	Rs 35.20 cr
AAP	17.71	0.002	Rs 17.712 cr
NCP	1.235	0	Rs 1.235 cr
CPI	1.473	0.046	Rs 1.52 cr
BSP	0.827	0	Rs 0.827 cr
JDU	0.054	0	Rs 0.054 cr
AIFB	0	0	Rs 0
<b>Total</b>	<b>Rs 4615.09 cr</b>	<b>Rs 68.03 cr</b>	<b>Rs 4683.12 cr</b>

- **National parties** spent a total of **Rs 1309.846 cr** and the Regional parties namely SP, SHS & AAP declared an expenditure of **Rs 96.68 cr**. Regional parties such as **JDU** and **AIFB** declared that they did not incur any expenditure despite contesting elections.
- **BJP** spent the highest **Rs 763.31 cr** or **54.27%** followed by **INC** which spent **Rs 489.97 cr** or **34.835%** and **BSP** spent **Rs 55.39 cr** or **3.94%** of the total expenditure incurred by political parties analysed in this report.
- More than **99%** of the political parties' total expenditure was spent from the central **headquarters** of the political parties. In case of **BSP, SP, AAP & NCP**, **no expenditure** was incurred by parties **from their state units** in UP.

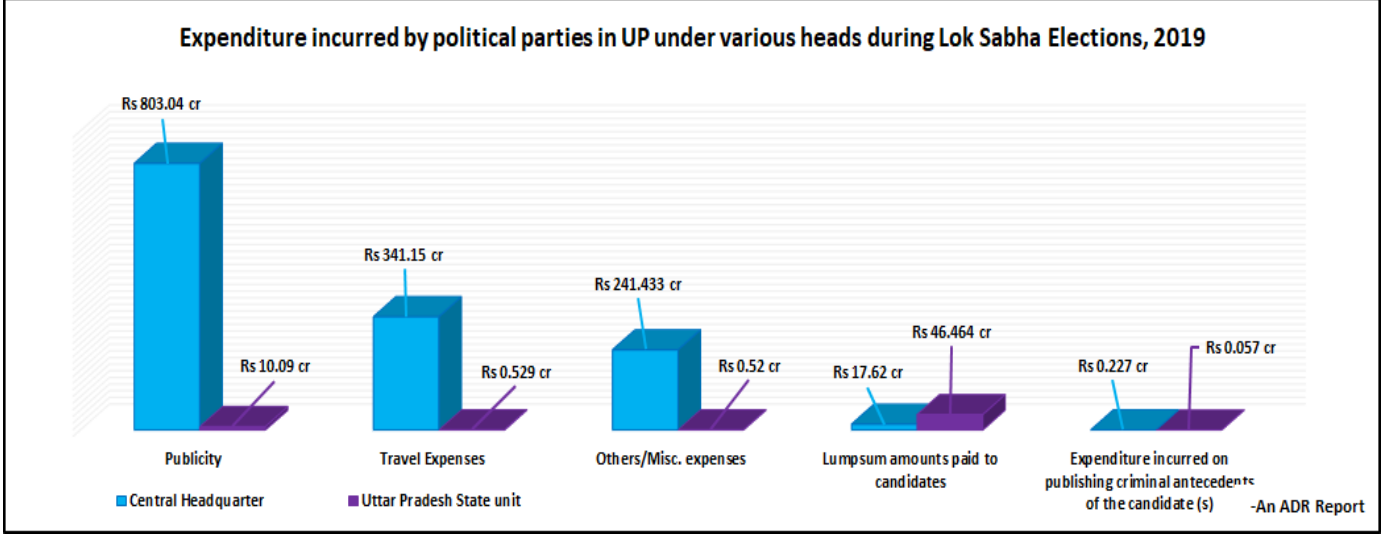
Total Expenditure Incurred by Political Parties in UP during Lok Sabha Elections, 2019			
Political Party	Central Headquarter	Uttar Pradesh State Unit	Total Expenditure (Rs in cr)
BJP	755.17	8.14	Rs 763.31 cr
INC	488.98	0.99	Rs 489.97 cr
BSP	55.39	0	Rs 55.39 cr
SP	50.65	0	Rs 50.65 cr
SHS	38.459	0.0005	Rs 38.46 cr
AAP	7.57	0	Rs 7.57 cr
NCP	0.545	0	Rs 0.545 cr
CPI	0.622	0.0106	Rs 0.633 cr
JDU	0	0	Rs 0

Total Expenditure Incurred by Political Parties in UP during Lok Sabha Elections, 2019			
Political Party	Central Headquarter	Uttar Pradesh State Unit	Total Expenditure (Rs in cr)
AIFB	0	0	Rs 0
<b>Total</b>	<b>Rs 1397.386 cr</b>	<b>Rs 9.14 cr</b>	<b>Rs 1406.526 cr</b>



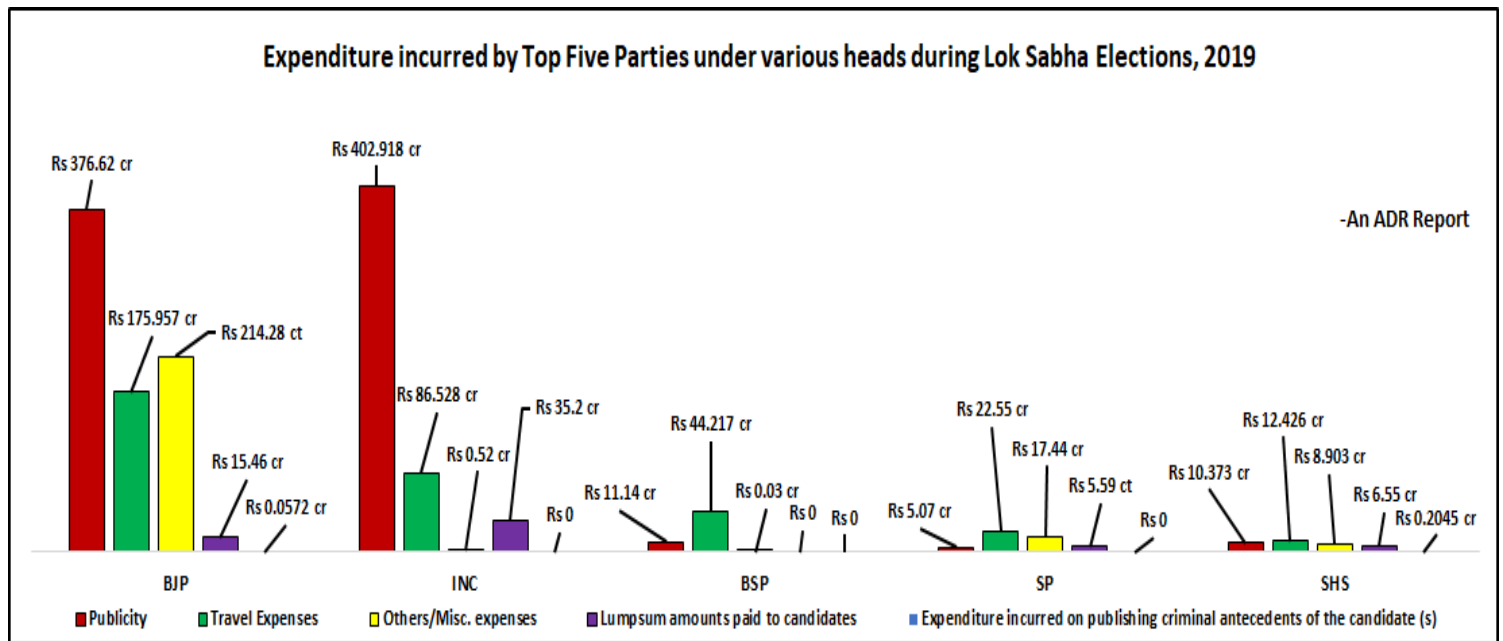
#### Total Expenditure incurred in UP under various heads

- Political parties declare their expenditure under the heads of **Publicity, Travel Expenses, Other/Miscellaneous expenses** and **Lumpsum amounts paid to their contesting candidates**.
- The political parties whose expenditure details were analysed in this report for the 2019 Lok Sabha elections, spent the highest, **Rs 813.13 cr** on **Publicity**, followed by **Rs 341.68 cr** on **Travel expenses**, **Rs 241.953 cr** on **other/miscellaneous expenses** and **Rs 64.08 cr** on **Lumpsum amounts paid to candidates**. (Refer to Annexure – I)
- Maximum expenditure under various heads was incurred by the political parties from their central headquarters of **Rs 1403.47 cr** while **Rs 57.66 cr** was spent by the UP state units of parties.
- Expenditure on publicity is **55.65%** of the overall expenditure declared under the various heads while expenses incurred towards candidates constituted **4.39%** of the total expenditure.
- Political parties also spent **Rs 28.40 lakhs** on **publishing criminal antecedents of their contesting candidates**.
- **JDU & AIFB** are the only parties that declared no expenses incurred under various heads.



**Party-wise Expenditure incurred in UP under various heads**

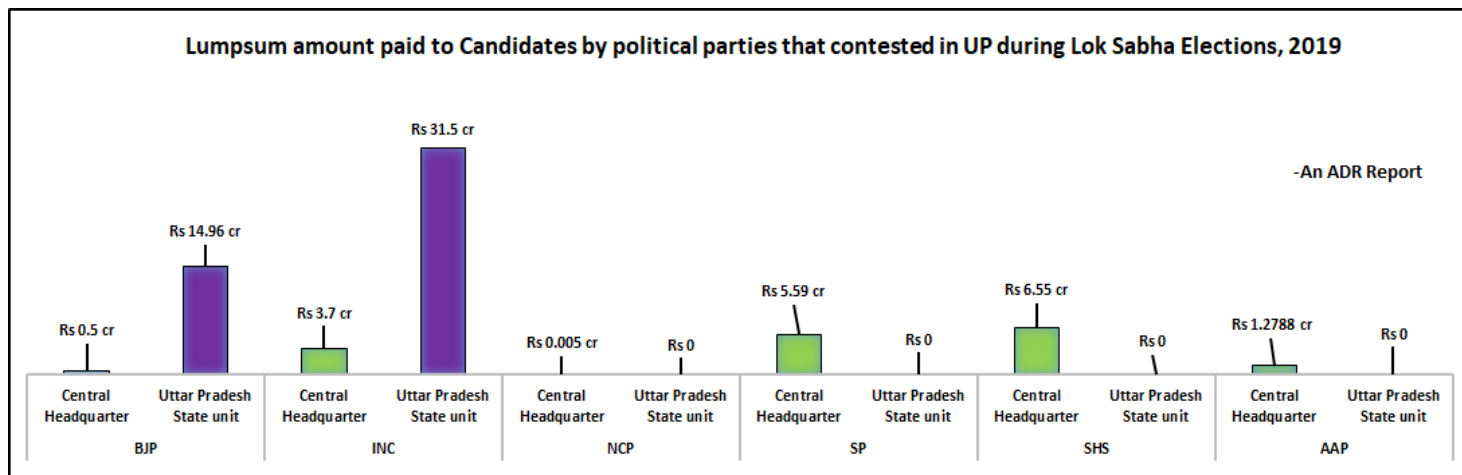
- Political parties spent a total of **Rs 1461.13 cr** on publicity, travel, miscellaneous expenses, lumpsum amount to candidates and publication of criminal antecedents of the candidates. (Refer to Annexure – I)
- **55.65%** of the total expenditure under various heads was incurred on **Publicity** followed by **23.38%** of total on **Travel expenses** and **16.56%** of total on **other/miscellaneous expenses**.
- The top 3 parties which spent the highest are: **BJP** (Rs 782.374 cr), **INC** (Rs 525.166 cr) and **BSP** (Rs 55.387 cr).
- **INC** incurred the maximum expenditure, **Rs 402.918 cr** under **Publicity**, which forms **49.55%** of the total expenditure incurred by all political parties on Publicity. **BJP** spent the second highest on publicity, **Rs 376.62 cr** or 46.32% of total.



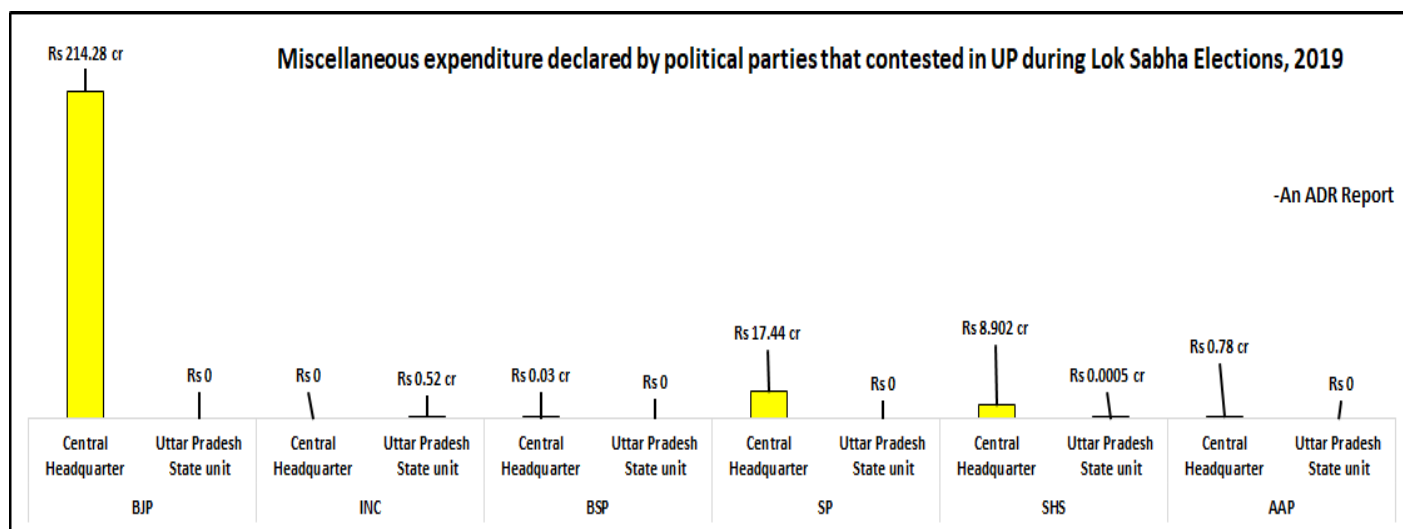
- **INC** spent the highest, **Rs 35.2 cr** (54.93%) under Lumpsum amounts paid to candidates followed by **BJP** which spent **Rs 15.46 cr** (24.12%), **SHS** with **Rs 6.55 cr** (10.22%), **SP** with **Rs 5.59 cr** (8.72%) and **AAP** with **Rs 1.2788 cr** (2%).



- **BJP and INC** were the only parties that incurred **expenditure on lumpsum amount paid to candidates from their UP state units of Rs 14.96 cr and Rs 31.5 cr**, respectively.



- Political parties spent a total of **Rs 241.953 cr** on **other/miscellaneous expenses**. **BJP** spent **Rs 214.28 cr** or 88.56% of the total followed by **SP** which spent **Rs 17.44 cr** (7.21%) and **SHS** which incurred expenses worth **Rs 8.903 cr** (3.68%) on other/miscellaneous expenses.
- **INC** and **SHS** were the only parties to have incurred **expenditure on other/miscellaneous expenses from their UP state units of Rs 52 lakhs and Rs 5000**, respectively.



### Party-wise Expenditure incurred in UP under Publicity

- Political parties spent a total of **Rs 813.13 cr** on Publicity in UP during the Lok Sabha elections 2019. Of this, **Rs 803.04 cr** was spent from the parties' central headquarters while **Rs 10.09 cr** was spent from the UP state units of the parties. (Refer to Annexure – I)
- Under Publicity, the political parties spent the maximum on **Media Advertisement** (Rs 696.80 cr or 85.69%) followed by expenditure on **Publicity Materials** (Rs 95.856 cr or 11.79%) and **Public Meetings** (Rs 20.473 cr or 2.52%).
- **INC** spent the highest on **Media Advertisement**, **Rs 356.105 cr** or 51.11% of total followed by **BJP**, **Rs 327.25 cr** or 46.96% and **SHS** which spent **Rs 7.255 cr** or 1.04%.
- Two political parties namely **JDU & AIFB** declared that they did not incur any expenditure under publicity despite contesting elections.

### Expenditure incurred by political parties on Publicity in UP during Lok Sabha Elections, 2019

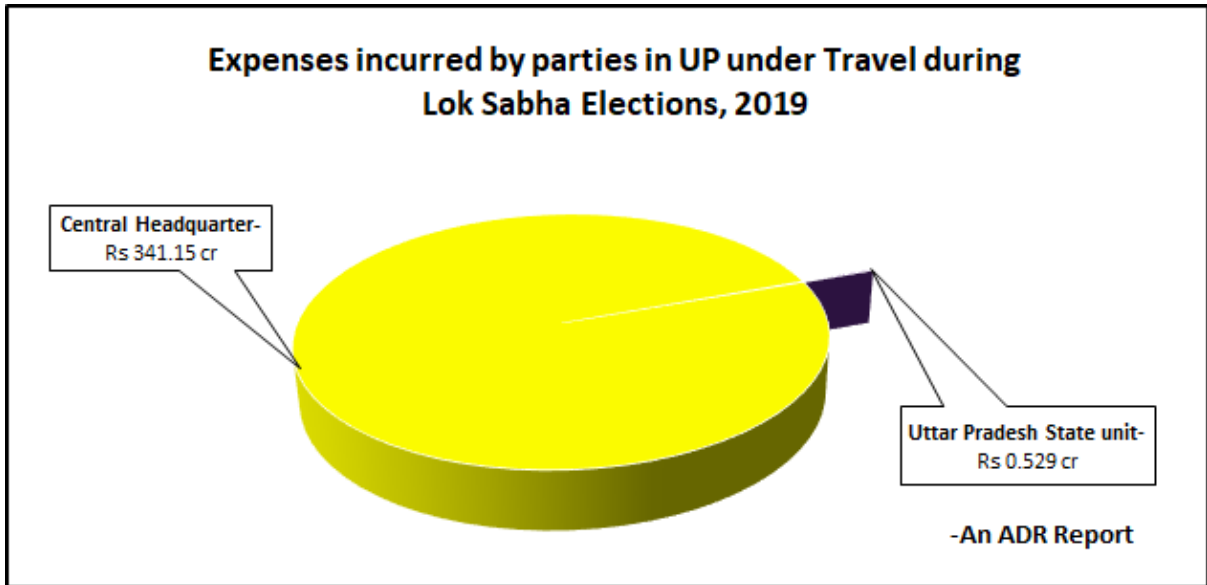


### Party-wise Expenditure on Publicity in Uttar Pradesh during Lok Sabha elections, 2019

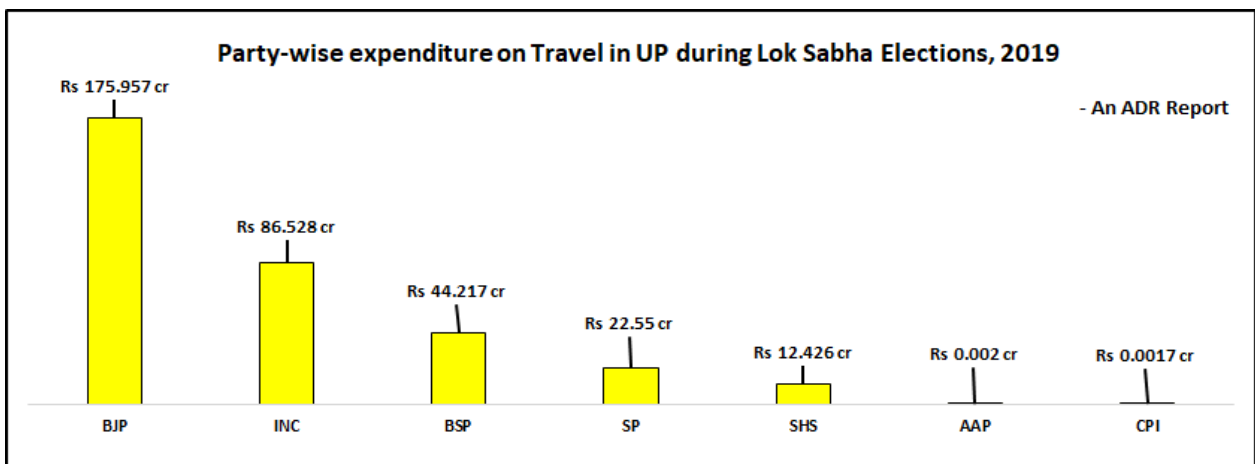
Political Party	Expenditure on Publicity (in Rs Cr)			Total
	Media Advertisement	Publicity Materials	Public Meetings	
BJP	327.25	31.46	17.91	Rs 376.62 cr
INC	356.105	46.68	0.133	Rs 402.918 cr
BSP	3.023	6.558	1.559	Rs 11.14 cr
SHS	7.255	2.627	0.49	Rs 10.373 cr
AAP	2.976	3.797	0.187	Rs 6.96 cr
SP	0.153	4.724	0.193	Rs 5.07 cr
CPI	0	0.0089	0	Rs .0089 cr
NCP	0.04	0	0	Rs 0.04 cr
JDU	0	0	0	0
AIFB	0	0	0	0
<b>Total</b>	<b>Rs 696.802 cr</b>	<b>Rs 95.855 cr</b>	<b>Rs 20.472 cr</b>	<b>Rs 813.13 cr</b>

### Party-wise Expenditure incurred in UP under Travel

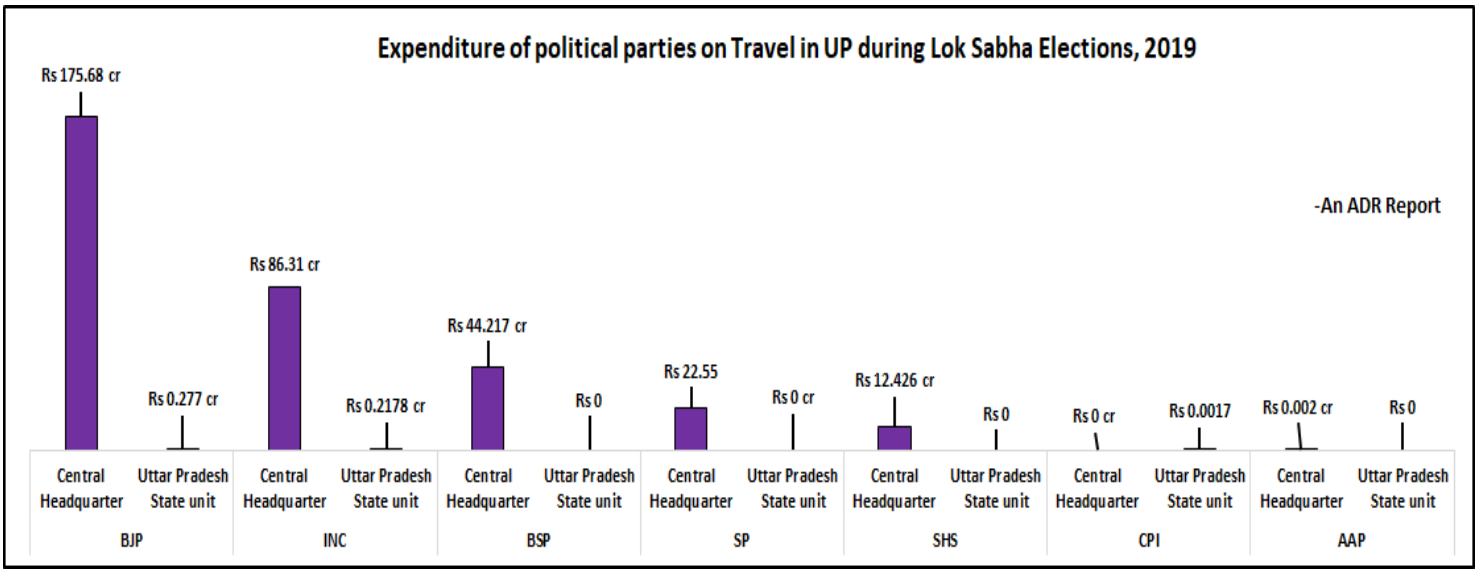
- Political parties spent a total of **Rs 341.68 cr** on **Travel expenses** in UP during the Lok Sabha elections 2019. Of this, parties spent **Rs 341.15 cr** or **99.845%** or from their **central headquarters** while **Rs 52.90 lakhs** or **0.155%** was spent from the **UP state units of the parties**.
- Under travel expenses, the political parties spent maximum on **travel expenses of star campaigners (Rs 340.137 cr or 99.55%)** followed by expenditure on **travel of party leaders (Rs 1.544 cr or 0.45%)**.



- **BJP** spent the highest on **travel of star campaigners**, **Rs 175.68 cr** or **51.49%** of total expenditure incurred on star campaigners by the parties analysed, followed by **INC**, **Rs 86.31 cr** or **25.38%** and **BSP** which spent **Rs 44.217 cr** or **12.96%**. (Refer to Annexure – I)
- Maximum expenses on travel of party leaders were incurred by **BJP** of **Rs 27.70 lakhs** followed by **INC** which incurred **Rs 21.78 lakhs** and **CPI** which incurred **Rs 17,000**.
- **Three** political parties namely **NCP**, **JDU** & **AIFB** declared that they did not incur any expenditure under travel despite contesting elections.



Political Party	Expenditure on Travel		Total
	Travel expenses of Star campaigners	Travel expenses of Leaders	
	BJP	175.68	
INC	86.31	0.218	Rs 86.528 cr
BSP	44.217	0	Rs 44.217 cr
SP	21.5	1.05	Rs 22.55 cr
SHS	12.426	0	Rs 12.426 cr
AAP	0.002	0	Rs 0.002 cr
CPI	0.0017	0	RS 0.0017 cr
NCP	0	0	Rs 0
JDU	0	0	Rs 0
AIFB	0	0	Rs 0
<b>Total</b>	<b>Rs 340.137 cr</b>	<b>Rs 1.544 cr</b>	<b>Rs 341.68 cr</b>



### Disclaimer

Source for the data used in the report are the Election Expenditure Statements submitted by the political parties to the Election Commission of India. These can be accessed from <https://eci.gov.in/candidate-political-parties/expenditure-reports/expenditure-reports/>

While all effort has been made to ensure that the information is in keeping with what is mentioned in the statements submitted by the political parties, in case of discrepancy between information in this report and that given in their statements, the information reported by the political parties should be treated as correct. Association for Democratic Reforms, National Election Watch and their volunteers are not responsible or liable for any damage arising directly or indirectly from the publication of this report.

For the complete report on the Analysis of Funds Collected and Expenditure Incurred by all political parties during the Lok Sabha elections 2019, please see: <https://adrindia.org/content/analysis-funds-collected-and-expenditure-incurred-political-parties-during-lok-sabha>

For other research reports on political party funding, kindly visit <http://adrindia.org/research-and-report/political-party-watch>

**Contact details**

**State Coordinators**

<p><b>Mr. Sanjay Singh</b> +91-94151-14151 <a href="mailto:sanjaysingh033@gmail.com">sanjaysingh033@gmail.com</a></p>	<p><b>Dr Lenin</b> +91-99355-99333 +91-99355-99330 <a href="mailto:lenin@pvchr.asia">lenin@pvchr.asia</a></p>	<p><b>Mr. Mahesh Anand</b> +91-94152-33694 +91-99367-47774 <a href="mailto:gramswarajsamiti@gmail.com">gramswarajsamiti@gmail.com</a></p>
---	---	---

**National Election Watch (NEW) & Association for Democratic Reforms (ADR)**

<p>Media and Journalist Helpline +91 80103 94248 Email: <a href="mailto:adr@adrindia.org">adr@adrindia.org</a>  <a href="https://adrindia.org/about-adr/state-coordinators">https://adrindia.org/about-adr/state-coordinators</a></p>	<p>Maj Gen Anil Verma (Retd.) Head, NEW &amp; ADR +91 8826479910 <a href="mailto:anilverma@adrindia.org">anilverma@adrindia.org</a></p>	<p>Prof Jagdeep Chhokar IIM Ahmedabad (Retd) Founder, NEW &amp; ADR +919999620944 <a href="mailto:jchhokar@gmail.com">jchhokar@gmail.com</a></p>	<p>Prof Trilochan Sastry IIM Bangalore Founder, NEW &amp; ADR +919448353285, <a href="mailto:tsastry@gmail.com">tsastry@gmail.com</a></p>
---	---	--	---

**Annexure – I**

Political Party	Election Expenditure	Expenditure incurred by political parties in Uttar Pradesh under various heads during Lok Sabha Elections, 2019					Total
		Publicity	Travel Expenses	Others/Misc. expenses	Lumpsum amounts paid to candidates	Expenditure incurred on publishing criminal antecedents of the candidate (s)	
BJP	Central Headquarter	366.76	175.68	214.28	0.5	0	<b>Rs 757.22 cr</b>
	Uttar Pradesh State unit	9.86	0.277	0	14.96	0.0572	<b>Rs 25.154 cr</b>
<b>Total</b>		<b>376.62</b>	<b>175.957</b>	<b>214.28</b>	<b>15.46</b>	<b>0.0572</b>	<b>Rs 782.374 cr</b>
INC	Central Headquarter	402.7	86.31	0	3.7	0	Rs 492.71 cr
	Uttar Pradesh State unit	0.218	0.2178	0.52	31.5	0	Rs 32.456 cr
<b>Total</b>		<b>402.918</b>	<b>86.528</b>	<b>0.52</b>	<b>35.2</b>	<b>0</b>	<b>Rs 525.166 cr</b>
BSP	Central Headquarter	11.14	44.217	0.03	0	0	Rs 55.387 cr
	Uttar Pradesh State unit	0	0	0	0	0	Rs 0
<b>Total</b>		<b>11.14</b>	<b>44.217</b>	<b>0.03</b>	<b>0</b>	<b>0</b>	<b>Rs 55.387 cr</b>
NCP	Central Headquarter	0.04	0	0	0.005	0	Rs 0.045 cr
	Uttar Pradesh State unit	0	0	0	0	0	Rs 0
<b>Total</b>		<b>0.04</b>	<b>0</b>	<b>0</b>	<b>0.005</b>	<b>0</b>	<b>Rs 0.045 cr</b>
CPI	Central Headquarter	0	0	0	0	0	Rs 0
	Uttar Pradesh State unit	0.0089	0.0017	0	0	0	Rs 0.0106 cr
<b>Total</b>		<b>0.0089</b>	<b>0.0017</b>	<b>0</b>	<b>0</b>	<b>0</b>	<b>Rs 0.0106 cr</b>
SP	Central Headquarter	5.07	22.55	17.44	5.59	0	Rs 50.65 cr
	Uttar Pradesh State unit	0	0	0	0	0	Rs 0
<b>Total</b>		<b>5.07</b>	<b>22.55</b>	<b>17.44</b>	<b>5.59</b>	<b>0</b>	<b>Rs 50.65 cr</b>
SHS	Central Headquarter	10.37	12.426	8.902	6.55	0.2045	Rs 38.453 cr
	Uttar Pradesh State unit	0.0025	0	0.0005	0	0	Rs 0.003 cr
<b>Total</b>		<b>10.373</b>	<b>12.426</b>	<b>8.903</b>	<b>6.55</b>	<b>0.2045</b>	<b>Rs 38.456 cr</b>
AAP	Central Headquarter	6.96	0.002	0.78	1.2788	0.0212	Rs 9.042 cr
	Uttar Pradesh State unit	0	0	0	0	0	Rs 0
<b>Total</b>		<b>6.96</b>	<b>0.002</b>	<b>0.78</b>	<b>1.278</b>	<b>0.0212</b>	<b>Rs 9.042 cr</b>
JDU	Central Headquarter	0	0	0	0	0	Rs 0
	Uttar Pradesh State unit	0	0	0	0	0	Rs 0
<b>Total</b>		<b>0</b>	<b>0</b>	<b>0</b>	<b>0</b>	<b>0</b>	<b>Rs 0</b>
AIFB	Central Headquarter	0	0	0	0	0	Rs 0
	Uttar Pradesh State unit	0	0	0	0	0	Rs 0
<b>Total</b>		<b>0</b>	<b>0</b>	<b>0</b>	<b>0</b>	<b>0</b>	<b>Rs 0</b>
<b>Grand Total</b>		<b>Rs 813.13 cr</b>	<b>Rs 341.68 cr</b>	<b>Rs 241.953 cr</b>	<b>Rs 64.08 cr</b>	<b>Rs 0.284 cr</b>	<b>Rs 1461.13 cr</b>