

Date: February 05, 2021

# **Analysis of Donations received by Registered Unrecognised Political Parties during FY 2017-18 & FY 2018-19**

A Report by  
Association for Democratic Reforms

Association for Democratic Reforms  
T-95, 2<sup>nd</sup> floor, C.L. House, Gautam Nagar  
New Delhi – 110 049  
Email: [adr@adrindia.org](mailto:adr@adrindia.org); Phone: 011-4165 4200

## Table of Contents

Analysis of Donations received by Registered Unrecognised political parties during FY 2017-18 & FY 2018-19 .....	3
Introduction .....	3
I. Status of submission of contribution reports by registered unrecognised parties, FY 2017-18 & 2018-19 .....	4
II. Total donations declared in contribution reports by unrecognised parties during FY 2017-18 and 2018-19 .....	5
III. State-wise status of submission of contribution reports, FY 2017-18 and FY 2018-19 .....	5
IV. Sector-wise donations declared by unrecognised parties, FY 2017-18 and FY 2018-19 .....	6
V. Mode of contribution of donations declared by unrecognised parties, FY 2017-18 and FY 2018-19 .....	8
VI. Status of declaration of PAN details of donations received by unrecognised parties, FY 2017-18 and FY 2018-19 .....	9
VII. Top states from where unrecognised parties received highest donations during FY 2017-18 and FY 2018-19 .....	10
Observations of ADR .....	11
Recommendations of ADR .....	11
Contact Details .....	12
Disclaimer .....	12
Upgraded MyNeta App .....	13
Donate to ADR .....	14
ADR Speaks Podcast .....	14
Annexure – 1 .....	15
Annexure – 2 .....	19

## Analysis of Donations received by Registered Unrecognised political parties during FY 2017-18 & FY 2018-19

### Introduction

Political parties are either recognised political parties or unrecognised political parties. A recognised political party shall either be a National party or a State party if it meets certain laid down conditions. To become a recognised political party either at the state or national level, a party has to secure a certain minimum percentage of polled valid votes or certain number of seats in the state legislative assembly or the Lok Sabha during the last election. The Election Commission of India (ECI) has the power to issue instructions to unrecognised political parties for their expeditious recognition upon fulfilment of certain conditions as specified.

According to the [latest Gazette Notification](#) issued by the Election Commission of India dated 15<sup>th</sup> March, 2019, there are a total of **2,360** political parties registered with the Commission. **2,301** or **97.50%** of registered political parties are **Unrecognised Parties**. Either **newly registered parties** or those which have **not secured enough percentage of votes** in Assembly or General Elections to become a state party or those which **have never contested in elections** since being registered are considered unrecognised parties.

An unrecognised party doesn't enjoy all the benefits that recognised parties (Regional and National parties) do. These include:

1. No entitlement to an exclusive **allotment of a reserved election symbol** to the candidates fielded by the party. They have to choose from a list of 'free symbols' issued by the Commission.
2. No eligibility for **free copies of electoral rolls**.
3. No authorization for **free broadcast/telecast facilities** over All India Radio/Doordarshan during Assembly and General Elections.
4. No eligibility for **subsidized land** for party offices.

The **number of registered unrecognised political parties has increased two fold** in the last 10 years. From [1112 parties](#) in 2010, the number has spiked to 2,301 in 2019. It is important to note that the number of **such parties increases disproportionately during the year of Parliamentary elections** especially. Between 2018 and 2019, it increased by over 9.8% while between 2013 and 2014, it [increased by 18%](#).

The Election Commission of India issued guidelines on "Transparency and Accountability in party funds and election expenditure – submission of reports by unrecognised political parties" which were applicable to all political parties w.e.f 1<sup>st</sup> October, 2014. As per these guidelines, all unrecognised parties are required to submit their requisite reports in the office of the respective State CEOs.

On receipt of the reports from the state level unrecognised political parties, **scanned copies of annual audited accounts, contribution reports and statements of election expenditure shall be uploaded on the websites of CEOs of the respective states, within 3 days of receipt of the same for viewing by the public.**

**2,301**

total no. of reg.  
unrecognised parties,  
as of 15 Mar'19

**138**

parties whose details  
are available for FY  
2017-18 & 2018-19

**3.39%**

parties' contribution  
reports are available  
in the public domain  
for FY 2018-19

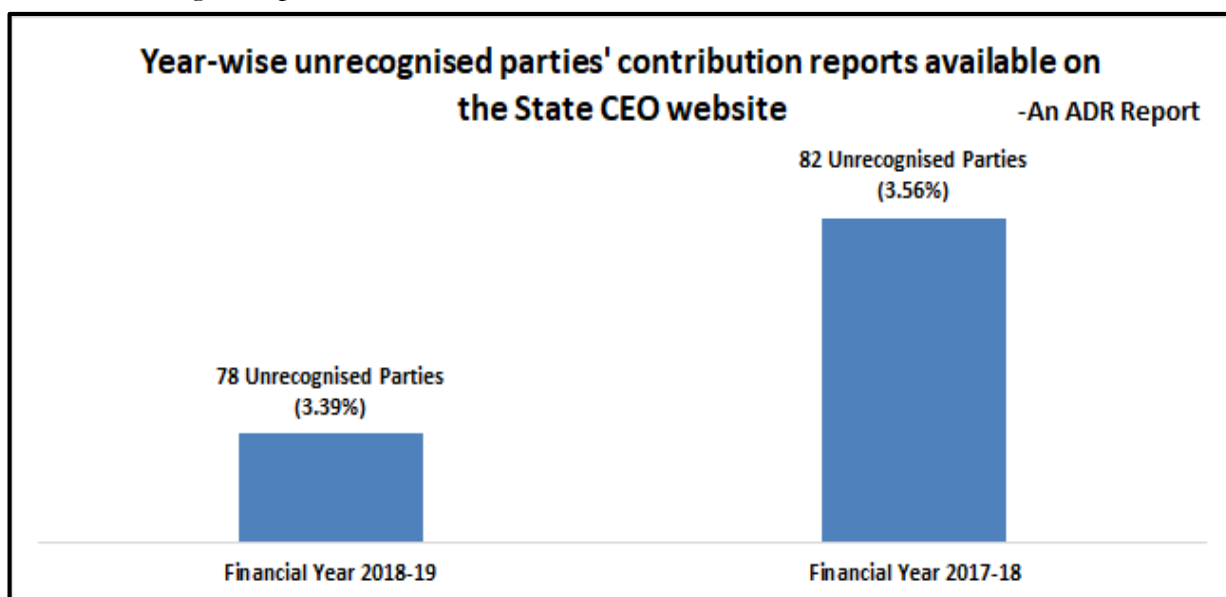
The list of reports/statements filed by the unrecognised political parties shall be compiled and uploaded on the CEO's website within 24 hours of the due date. The list shall be periodically updated by the CEO office, within 3 days of receipt of statement/report from any political party. The status report should have links to the scanned copy of the concerned party's report/statements. **The parties which have not submitted the contribution report in time shall be processed by the Income Tax Department, for denial of tax benefit in accordance with Section 29C of the R.P. Act 1951.**

In view of the above, this report by Association for Democratic Reforms (ADR) analyses the status of submission of contribution reports of registered unrecognised parties between FY 2017-18 and FY 2018-19. The report looks at the number of parties that submitted their contribution reports on time, those that delayed their submission as well as parties whose contribution reports are not available in the public domain after the due date for the said time period.

It is to be noted that political parties are **completely exempted from paying Income Tax** as long as they file their **Income Tax returns** to the IT Department and **submit details of donations** received above Rs 20,000 to the ECI, annually. Even if the parties declare that they have **not received any amount above Rs 20,000** from a single donor, they would **still enjoy tax exemption**. Thus, **political parties, once registered with the ECI, irrespective of their status of recognition, can continue to collect donations and enjoy tax exemption**, if they satisfy the above two conditions.

#### I. Status of submission of contribution reports by registered unrecognised parties, FY 2017-18 & 2018-19

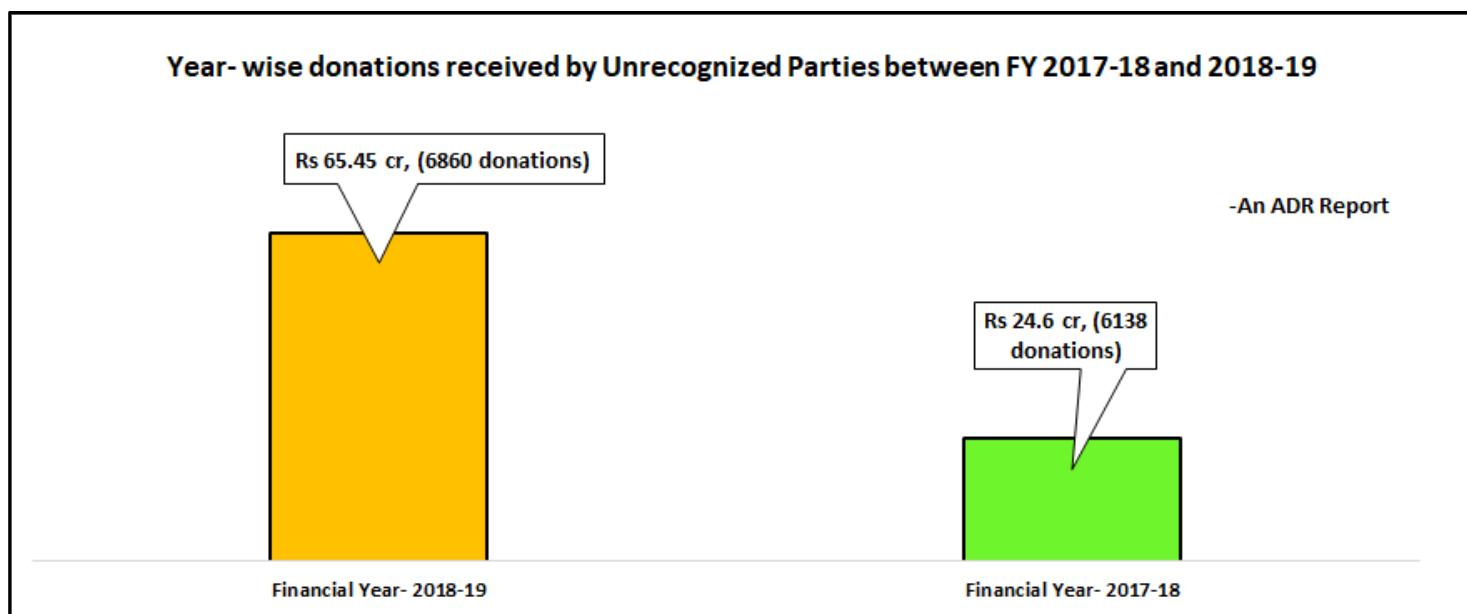
- This report analyses the status of submission of contribution reports of **138 registered unrecognised parties** whose donation statements were available in the public domain for either FY 2017-18 or FY 2018-19 or both at the time of preparation of this report.
- The last date of filing of contribution reports by political parties is **30<sup>th</sup> September** every year or such date, as extended by CBDT, for filing income tax return.
- The contribution reports of a total of only **78** or **3.39%** of the total 2,301 registered unrecognised parties is available in the public domain for FY 2018-19, and for FY 2017-18, the reports are available for only **82 parties** or **3.56%** of the total registered unrecognised parties.



- During FY 2017-18, only **39 or 1.69%** of the total registered unrecognised parties submitted their contribution reports before the due date while in FY 2018-19, only **1.65% or 38 parties** submitted their contribution reports on time.
- In FY 2017-18, **41** registered unrecognised parties' contribution reports were available after the due date. The delay in submission by these parties range from a minimum of one day to **514 days**. During FY 2018-19, **40** parties delayed the submission of their contribution reports by a maximum of **393 days**.
- Of the 138 parties analysed for the two-year period, the contribution reports for FY 2017-18 are not available for **56** parties. In case of FY 2018-19, the contribution reports are not available on the CEO website for **60** parties at the time of making this report.

## II. Total donations declared in contribution reports by unrecognised parties during FY 2017-18 and 2018-19

- The registered unrecognised parties analysed in this report declared a total of 6860 donations worth **Rs 65.45 cr** during FY 2018-19 and 6138 donations of **Rs 24.6 cr** for FY 2017-18, amounting to **12,998** total declared donations of **Rs 90.05 cr** in two years. (Refer Annexure – I)
- **Apna Desh Party** of Uttar Pradesh declared the highest donations for both financial years combined of **Rs 65.63 crore** (4300 donations) or **72.88%** of the total declared donations by unrecognised parties in their contribution reports of FY 2017-18 & 2018-19.
- Of the 138 parties analysed in this report, more than **50 parties' contribution reports are unavailable in the public domain for either of the two financial years**.

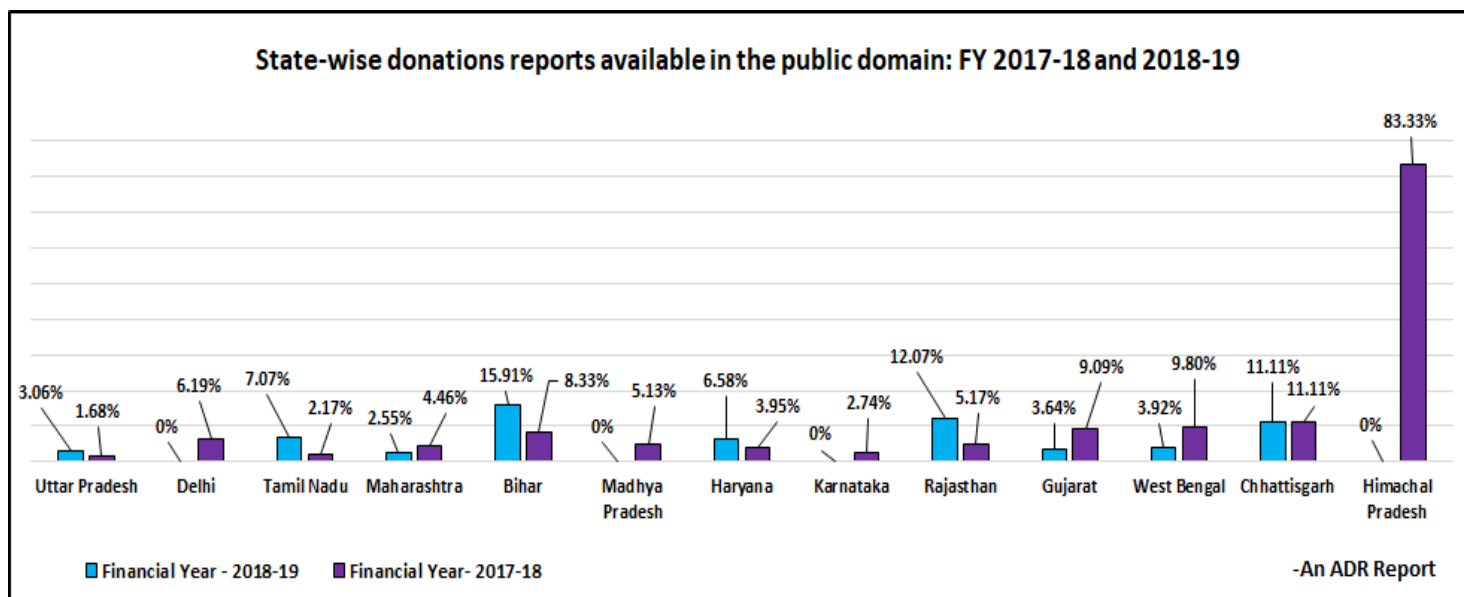


## III. State-wise status of submission of contribution reports, FY 2017-18 and FY 2018-19

- Of the total of 2,301 registered unrecognised parties as of 15 March'19, **653 parties or 28.38% belong to Uttar Pradesh**, followed by **291 parties or 12.65%** from **Delhi** and **184 or 8%** from **Tamil Nadu**. (Refer Annexure II)
- The highest share of submission of contribution reports of parties during FY 2017-18 and FY 2018-19 was **83.33%** and **15.91%**, respectively. **Himachal Pradesh** had the maximum share of submission in FY 2017-18, 5 of the 6 registered unrecognised parties submitted

their contribution reports. While in FY 2018-19, out of 132 parties from **Bihar**, the contribution reports of only 21 parties are available on the CEO website.

- For FY 2018-19, the contribution reports of only **3.06% or 20** of the 653 total registered unrecognised parties of Uttar Pradesh are available in the public domain. For FY 2017-18, **1.68% or 11** parties' contribution reports are available on the CEO website of Uttar Pradesh.



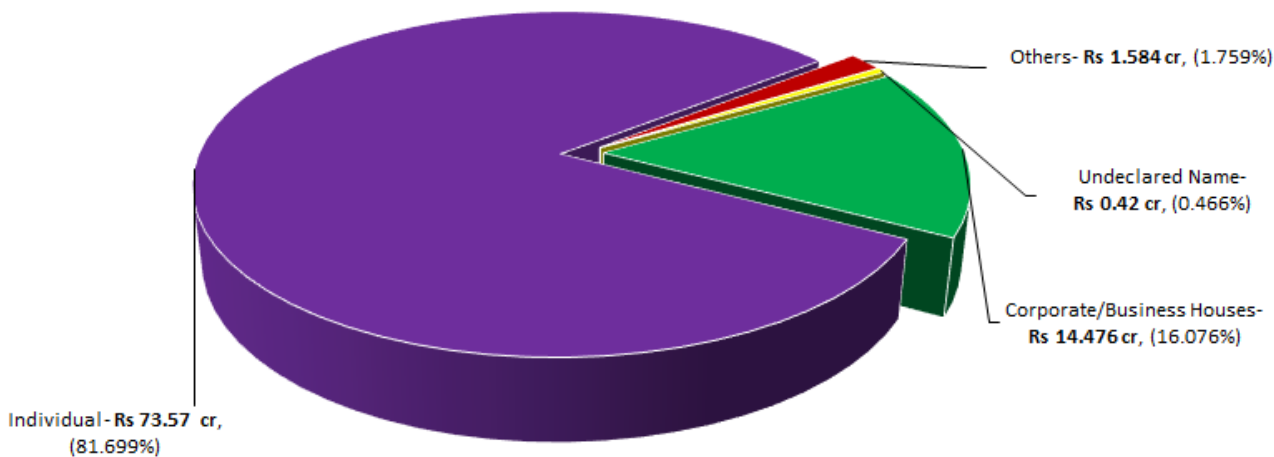
- In case of Delhi, **6.19% or 18** registered unrecognised parties' contribution reports are available in the public domain for FY 2017-18. However, none of the parties' donation statements are available for FY 2018-19. As per ADR's previously released [report](#), the audit reports of all registered unrecognised parties of Delhi are also unavailable in the public domain for FY 2018-19.
- The contribution reports of none of the registered unrecognised political parties of **25 states/UTs** including **Madhya Pradesh, Karnataka, Kerala, Telangana, Himachal Pradesh** etc. are available on the respective state CEO websites for the FY 2018-19. While for FY 2017-18, contribution reports of parties of **21 states/UTs** are not available on the respective State CEO websites at the time of preparation of this report. This is in **violation of the transparency guidelines issued by the Election Commission of India** that mandate timely uploading of the contribution reports of the unrecognised parties on the website of the State CEO for viewing by public.

#### IV. Sector-wise donations declared by unrecognised parties, FY 2017-18 and FY 2018-19

- 761 donations** to the registered unrecognised parties were made by **corporate/business sectors** amounting to **Rs 14.476 cr** (16.076% of total donations) while **11,997 individual** donors donated **Rs 73.57 cr** (81.699%) to the registered unrecognised political parties during the FY 2017-18 and 2018-19.

- Other donations constituted Rs 1.584 cr (34 donations) while parties did not declare names of the donors for **206 donations** of **Rs 42 lakhs** during FY 2017-18 and 2018-19.

### Sector-wise share of donations to Unrecognised Parties for FY 2017-18 & 2018-19




-An ADR Report

### Top 10 Unrecognised Political Parties to declare maximum donations between FY 2017-18 and 2018-19

S. No	Party Name	Corporate/Business Houses		Individual		Others		Undeclared Name		Total no. of donations	Total Amount
		No. of donations	Total Amount (in Rs Cr)	No. of donations	Total Amount (in Rs Cr)	No. of donations	Total Amount (in Rs Cr)	No. of donations	Total Amount (in Rs Cr)		
1	Apna Desh Party	87	7.797	4212	57.815	0	0	1	0.02	4300	Rs 65.63 cr
2	Public Political Party	14	1.552	131	2.308	0	0	3	0.056	148	Rs 3.916 cr
3	Bhartiya Rajnitik Vikalp Party	5	0.68	161	2.595	0	0	4	0.091	170	Rs 3.366 cr
4	Dharmrajya Paksha	247	0.199	5760	2.927	1	0.012	0	0	6008	Rs 3.138 cr
5	Marumalarchi Dravida Munnetra Kazhagam	329	1.05	321	0.917	1	0.001	0	0	651	Rs 1.968 cr
6	Bahujan Surkhsha Dal	4	0.225	74	0.916	0	0	0	0	78	Rs 1.14 cr
7	Socialist Unity Centre of India (Communist)	5	0.14	109	0.964	0	0	0	0	114	Rs 1.104 cr
8	Makkal Needhi Maiam	7	0.0475	75	0.900	1	0.02	0	0	83	Rs 0.968 cr
9	Bhartiya Yuva Shakti Party	1	0.95	0	0	0	0	0	0	1	Rs 0.95 cr
10	Apna Dal (Soneylal)	9	0.28	21	0.39	0	0	0	0	30	Rs 0.67 cr
11	<b>Other 71 Unrecognised Parties</b>	53	1.56	1133	3.837	31	1.551	198	0.253	1415	Rs 7.20 cr
<b>Grand Total</b>		<b>761 donations</b>	<b>Rs 14.476 cr</b>	<b>11997 donations</b>	<b>Rs 73.57 cr</b>	<b>34 donations</b>	<b>Rs 1.584 cr</b>	<b>206 donations</b>	<b>Rs 0.42 cr</b>	<b>12998 donations</b>	<b>Rs 90.05 cr</b>



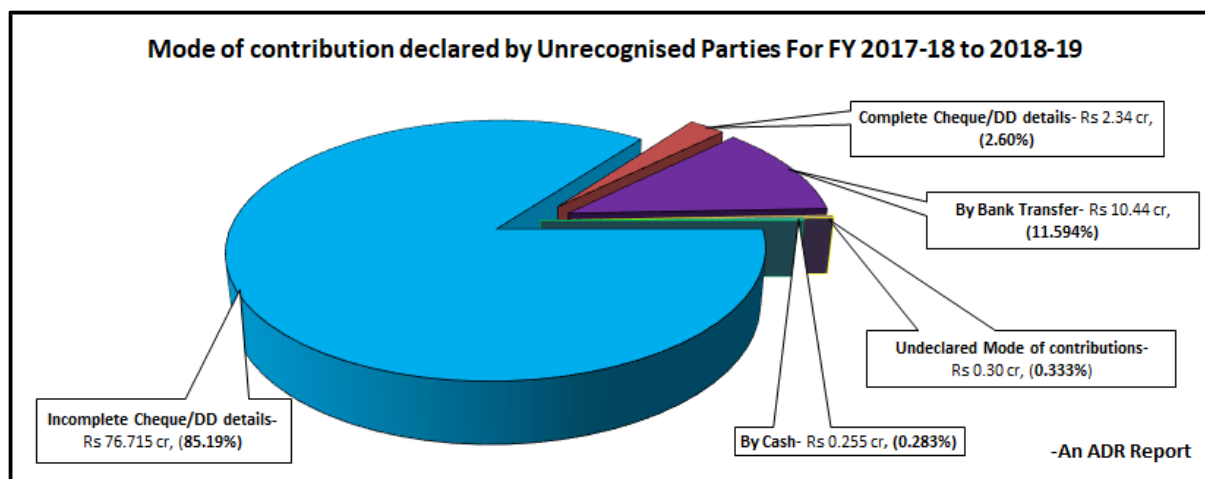
- **Apna Desh Party** received the highest total donations worth **Rs 65.63 cr** from **4300 donations**. 87 donations from corporate/business sectors were made to Apna Desh Party (Rs 7.797 cr) while 4212 individual donors donated Rs 57.815 cr to the party during the two-year period.
- **Dharmrajya Paksha** received the highest number of donations (**6008**) amounting to Rs 3.138 cr.
- **57 parties** of the 138 political parties analysed **declared NIL donations** or their donations statements were **unavailable** for either of the two years.



#### V. Mode of contribution of donations declared by unrecognised parties, FY 2017-18 and FY 2018-19

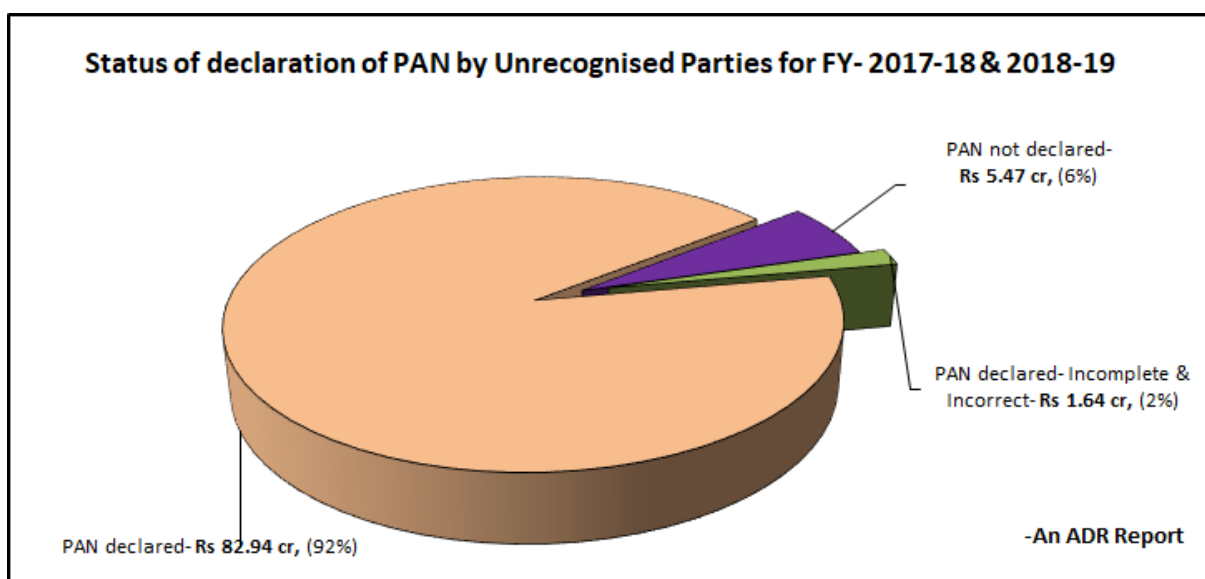
- Registered unrecognised parties declared receiving a total of **Rs 79.055 cr** by **cheque/DD** from **11,147 donations** and formed 85.79% of the total donations received.
- It is to be noted that **10,462 donations** of a total of **Rs 76.715 cr** or **85.19%** of the total amount contained **incomplete cheque/DD details** while **130** donations, amounting to **Rs 0.30 cr** contained **undeclared information of the mode of contribution** and formed 0.333% of the total donations declared by the parties.
- **Rs 10.44 cr** comprising of **941 donations** declared as received by the parties through Bank Transfer for FY 2017-18 and 2018-19.
- Only 0.283% of the total donations received from **780 donations** or **Rs 25.50 lakhs** was by **cash**.





## VI. Status of declaration of PAN details of donations received by unrecognised parties, FY 2017-18 and FY 2018-19

- Of the total 12,998 donations of Rs 90.05 cr declared by the registered unrecognised parties, parties did **not declare PAN details** of **1528 donations** worth **Rs 5.47 cr**.
- 1057** donations worth **Rs 4.365 cr** or **79.80%** of the total **donations without PAN details** were declared by unrecognised political parties in the **FY 2018-19**. While **471** donations of **Rs 1.105 cr** were declared **without the PAN details** in the **FY 2017-18**.
- 132** donations worth **Rs 1.64 cr** did not have **complete or correct PAN details** declared by the political parties in their contribution reports of the two-year period.

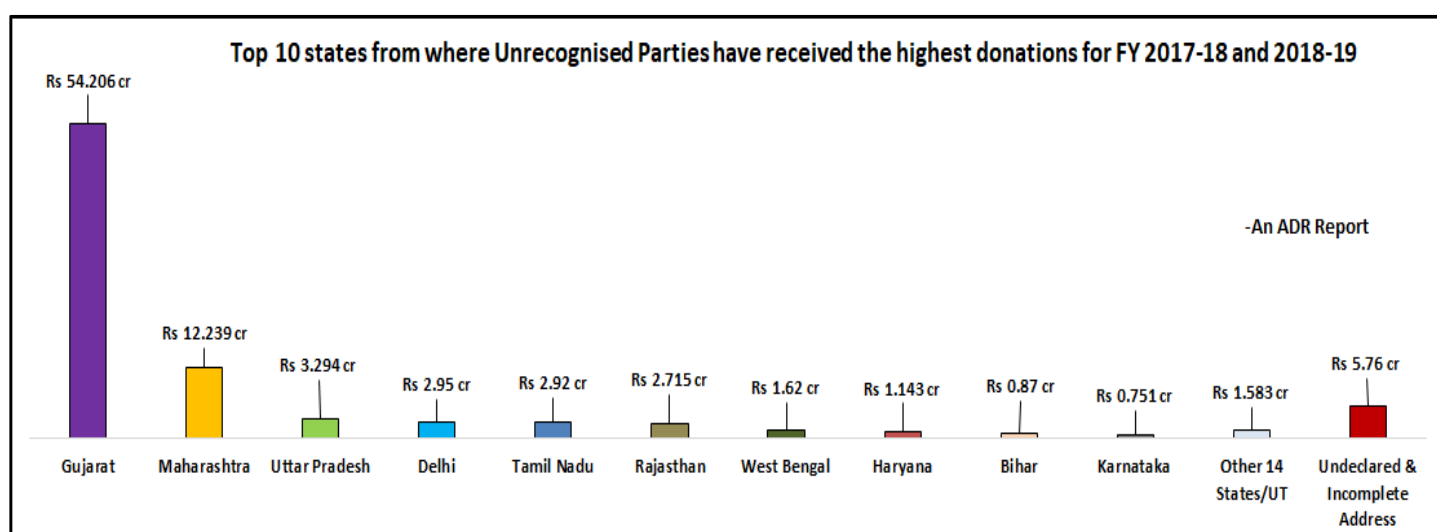


**Status of declaration of PAN by Unrecognised Parties for FY 2017-18 and FY 2018-19**

PAN Status	FY- 2018-19		FY- 2017-18		Total donations	Total Amount Declared
	Number of donations	Total Amount	Number of donations	Total Amount		
PAN declared	5721	59.883	5617	23.055	11338	Rs 82.94 cr
PAN not declared	1057	4.365	471	1.105	1528	Rs 5.47 cr
PAN declared – Incomplete & Incorrect	82	1.202	50	0.44	132	Rs 1.64 cr
<b>Grand Total</b>	<b>6860 donations</b>	<b>Rs 65.45 cr</b>	<b>6138 donations</b>	<b>Rs 24.60 cr</b>	<b>12,998 donations</b>	<b>Rs 90.05 cr</b>

## VII. Top states from where unrecognised parties received highest donations during FY 2017-18 and FY 2018-19

- **Segregation of donations according to State** was made by ADR based on the address provided by the parties in their donations reports to the respective state CEOs.
- Donations declared by the registered unrecognised parties contained details of **donations received from 24 States/Union Territories/common capitals**. Please refer to annexure – II for more details.
- A total of **Rs 54.206 cr** (3511 donations) was donated to the unrecognised parties from **Gujarat**, followed by **Rs 12.239 cr** (6526 donations) from **Maharashtra** and **Rs 3.294 cr** (179 donations) from **Uttar Pradesh**.
- A total of **Rs 5.76 cr** or **1028 donations** (6.40% of total donations received by unrecognised parties for the two-year period) **could not be attributed to any State/UT** due to undeclared/incomplete information provided by the parties.



Top 10 states from where Unrecognised Parties received the highest donations for FY 2017-18 and 2018-19			
State/UT	Total Number of donations	Total Contribution (in Rs cr)	Share of donations
Gujarat	3511	54.206	60.20%
Maharashtra	6526	12.239	13.59%
Uttar Pradesh	179	3.294	3.66%
Delhi	161	2.95	3.28%
Tamil Nadu	735	2.92	3.24%
Rajasthan	192	2.715	3.01%
West Bengal	156	1.62	1.80%
Haryana	70	1.143	1.27%
Bihar	209	0.87	0.97%
Karnataka	62	0.751	0.83%
Other 14 States/UT	0	1.583	1.76%
<b>Undeclared &amp; Incomplete Address</b>	<b>1028</b>	<b>5.76</b>	<b>6.40%</b>
<b>Grand Total</b>	<b>12,998 donations</b>	<b>Rs 90.05 cr</b>	<b>100%</b>

## Observations of ADR

- Only **0.96%** of registered unrecognised parties filed their contribution reports to the ECI for both FY 2017-18 and FY 2018-19. Among the parties considered, only **22** submitted their reports for all two years.
- The links to the **contribution reports/statements** filed by the registered unrecognised parties are **not available** on the CEO websites of **16 states/UTs** including **Kerala, Odisha, Punjab and Uttarakhand etc.** at the time of preparation of this report.
- The **website and the required webpage** to access contribution reports of unrecognised parties is **not opening** in case of **Andaman & Nicobar** CEO website and **Assam** CEO website, respectively.
- The **contribution reports of unrecognised parties are not available** on the websites of the CEO Andhra Pradesh and Telangana for three years (FY 2016-17 to FY 2018-19). In case of Karnataka, the contribution reports of the unrecognised parties are not available for two years from FY 2017-18 and 2018-19.
- In case of **Goa and Jharkhand**, the contribution reports of the unrecognised parties are **only available for the FY 2018-19**. On the Tripura State CEO website, the donation statement is available for only one party and that too for only FY 2014-15.
- Out of a total of 2,301 registered unrecognised parties, approx. 30 parties won seats in the current state assemblies and Lok Sabha. Of these 30 parties, **only 3 parties' contribution reports are available for FY 2017-18 or/and FY 2018-19**.
- It is also observed that in case of contribution reports of several parties, the official stamp could not be seen or the date of the letter accompanying the report submitted by the parties and hence, the **date of submission could not be precisely gauged**. In such cases, the date undersigned by the party auditor has been referred to for assessing the status of submission. In other cases, where the official stamp is not available but the accompanying letter date could be seen, the letter date has been referred to.

## Recommendations of ADR

- In 1999, the ECI had issued notices to more than 200 political parties which were registered till 1995 but failed to contest in any elections. Notices to those parties which were returned undelivered or parties which failed to respond to these notices were deleted only from the list of registered parties, which added up to 150. Similarly, **255 parties were de-listed in 2016 from the list of registered unrecognised parties as they were no longer in existence or functioning**.  
This exercise should **continue so as to weed out all political parties which do not contest in any election** for more than 5 years and also as a means to strengthen the registration process.
- The **website of the state CEOs should be regularly updated to provide details of status of submission of audit reports and contribution reports by unrecognised parties**. As mentioned in the transparency guidelines, the list of reports/statements filed by these parties shall be compiled and uploaded on the CEO's website within 24 hours of the due date. This list shall be periodically updated by the CEO office, within 3 days of receipt of statement/report from any political party. None of the State CEO websites other than **Jharkhand, Chhattisgarh, Delhi and Gujarat** provide details of status of submission of contribution reports. Other state CEO websites must follow the example

of these states and display the list of parties and status of submission of their contribution reports as mandated by the guidelines.

- Regulation of registration of political parties is crucial to avoid money laundering, corrupt electoral practices and abuse of money power. Thus, the **ECI should impose strict norms for the registration of an association of persons as a political party** apart from taking the stringent step of de-listing those parties which fail to adhere to the rules.
- IT scrutiny of unrecognised parties should be taken up, especially of those which do not contest in elections but declare receipt of voluntary contributions.

## Contact Details

### National Election Watch (NEW) & Association for Democratic Reforms (ADR)

<p>Media and Journalist Helpline +91 80103 94248 Email: <a href="mailto:adr@adrindia.org">adr@adrindia.org</a>  <a href="https://adrindia.org/about-adr/state-coordinators">https://adrindia.org/about-adr/state-coordinators</a></p>	<p>Maj Gen Anil Verma (Retd.) Head, NEW &amp; ADR +91 8826479910 <a href="mailto:anilverma@adrindia.org">anilverma@adrindia.org</a></p>	<p>Prof Jagdeep Chhokar IIM Ahmedabad (Retd) Founder Member, NEW &amp; ADR +919999620944 <a href="mailto:jchhokar@gmail.com">jchhokar@gmail.com</a></p>	<p>Prof Trilochan Sastry IIM Bangalore Founder Member, NEW &amp; ADR +919448353285, <a href="mailto:tsastry@gmail.com">tsastry@gmail.com</a></p>
---	---	---	--

## Disclaimer

Source for the data used in the report are the contribution reports submitted by the Registered Unrecognised political parties to the respective state CEOs and the Election Commission of India. The data can be accessed from [myneta.info/party](http://myneta.info/party) and the websites of the respective state CEOs.

While all effort has been made to ensure that the information is in keeping with what is mentioned in the statements submitted by the political parties, in case of discrepancy between information in this report and that given in their statements, the information reported by the political parties should be treated as correct. Association for Democratic Reforms (ADR), National Election Watch (NEW) and their volunteers are not responsible or liable for any damage arising directly or indirectly from the publication of this report.

This report is supported by a grant from Thakur Family Foundation.

## Upgraded MyNeta App



**Association for Democratic Reforms and  
National Election Watch present**

# THE UPGRADED MYNETA APP



## DOWNLOAD TODAY!

And be a part of our **#MeraVoteMeraDesh** Campaign



Scan the QR code to download

Visit our website:

[www.adrindia.org](http://www.adrindia.org)  
[www.myneta.info](http://www.myneta.info)

## Donate to ADR

We need your help to support our #MeraVoteMeraDesh campaign for upcoming State Assembly Elections. The campaign aims to eradicate corruption & criminalization in the political process, empower the voters through greater dissemination of information on the candidates and the parties.

You can contribute to us using the following QR Code or access the link on our website [here](#).



## ADR Speaks Podcast

**ADR Speaks** is a podcast series on issues related to electoral & political reforms. It focuses on the findings of ADR reports analysing background details of candidates, sources of political parties' income, election expenditure, Electoral Bonds etc. In these episodes, ADR breaks down key findings of its reports for simple understanding & accessibility to the general public, enabling them to make an informed choice. ADR podcast will also host discussions with experts, research scholars, public intellectuals, former election officials etc. on issues concerning India's democratic politics. Please click on the icon to access the episodes on ADR website.



*Listen to Our Podcast on*



Other platforms



## Annexure – 1

### Total contributions declared by Unrecognised parties between FY 2017-18 and FY 2018-19

S. No	Unrecognised Party Name	Financial Year- 2018-19		Financial Year- 2017-18	
		No. of donations	Total Amount (Rs)	No. of donations	Total Amount (Rs)
1	Republican Party of India Ektavadi	-	-	0	0
2	Sarv Hit Party	-	-	5	1,42,000
3	Rashtriya Jan Shakti Party (Secular)	-	-	0	0
4	Indian Peace Party	-	-	0	0
5	Rashtra Nirman Party	-	-	1	1,01,000
6	Rashtriya Krantikari Janta Party	-	-	8	17,00,000
7	Samajwadi Janta Party (Chandra Shekhar)	-	-	2	27,50,000
8	Swaraj Janata Party	-	-	2	4,00,000
9	Indian Business Party	-	-	2	3,01,000
10	Aam Janata Party (Sarvajana Hitaya)	-	-	0	0
11	Akhil Bhartiya Samajwadi Congress	-	-	0	0
12	Kalyankari Jantantrik Party	-	-	0	0
13	Rashtriya Naujawan Dal	-	-	0	0
14	Rashtriya Manglam Party	-	-	0	0
15	Rashtravadi Chetna Party	-	-	3	61,800
16	Swaraj India	-	-	113	42,84,087
17	Adarsh Political Party	-	-	0	0
18	Bharatrashttra Democratic Party	-	-	0	0
19	All India Hindustan Congress Party	0	0	-	-
20	Majdoor Kisan Akali Dal	194	62,69,000	-	-
21	Bhartiya Yuva Shakti Party	-	-	1	95,00,000
22	Awami Aamjan Party	0	0	0	0
23	Bharat Vahini Party	4	1,93,000	-	-
24	Rashtriya Loktantrik Party	4	15,50,000	-	-
25	Abhinav Rajasthan Party	11	15,00,097	-	-
26	Indian Peoples Green Party	-	-	30	57,74,000
27	Bhartiya Kisan Party	0	0	-	-
28	Bhartiya Shakti Chetna Party	-	-	0	0
29	Rashtra Vahini Party	-	-	0	0
30	Jai Manavta Party	-	-	Incomplete	Incomplete
31	Jan Nyay Dal	-	-	1	30,000
32	Loktantrik Janata Dal	1	40,00,000	-	-
33	Haryana Lokhit Party	3	9,00,000	-	-
34	Sarvjan Samaj Party	-	-	1	6,167
35	Seva Dal	0	0	-	-
36	Swarna Bharat Party	4	1,43,600	3	2,42,000



**Total contributions declared by Unrecognised parties between FY 2017-18 and FY 2018-19**

S. No	Unrecognised Party Name	Financial Year- 2018-19		Financial Year- 2017-18	
		No. of donations	Total Amount (Rs)	No. of donations	Total Amount (Rs)
37	Bhartiya Veer Dal	0	0	-	-
38	Bharat (Integrated) Rakshak Party	-	-	0	0
39	Bhartiya Himachal Jan Vikas Party	-	-	20	9,071
40	All India Tribes and Minorites	-	-	0	0
41	Jan Ekta Vikas	-	-	0	0
42	Himachal Ekta Dal	-	-	0	0
43	Navbharat Ekta Dal	-	-	0	0
44	Bharat Bhumi Party	1	1001	1	24,200
45	Rashtriya Jan Sabha party	0	0	-	-
46	Swabhiman Party	-	-	3	63,000
47	Rashtriya Manav Ekta Congress	-	-	0	0
48	Chhattisgarh Sanyukt Jatiya Party	1	2,000	-	-
49	Azadi Ka Antim Andolan Dal	0	0	0	0
50	Bahujan Surakhsha Dal	5	7,00,000	73	1,07,09,000
51	Aadivasi Sena Party	-	-	0	0
52	Bhartiya National Janata Dal	-	-	0	0
53	Navin Bharat Nirman Manch	-	-	0	0
54	Gujarat Jan Chetna Party	-	-	13	7,70,000
55	Right to Recall Party	0	0	-	-
56	Indian Unity Centre	53	72,100	-	-
57	Socialist Unity Centre of india (communist)	60	59,14,787	54	51,27,422
58	Rashtriya Janasachetan Party	-	-	8	6,86,000
59	Right Party of India	-	-	6	15,500
60	All India Tafsili United Party	-	-	7	18,755
61	Rashtriya Ahinsa Manch	-	-	1	1,00,000
62	Bhartiya Lokmat Rashtrawadi Party	0	0	0	0
63	Bharatiya Suraaj Dal	23	1,49,835	35	2,26,840
64	Ekta Vikas Mahasabha Party	1	11,89,254	1	11,76,254
65	Lok Chetna Dal	1	1,74,530	-	-
66	Rashtrawadi Yuva Party	10	2,00,000	-	-
67	Jan Adhikar Party (Loktantrik)	26	48,329	0	0
68	Rashtriya General Party	3	5,50,000	3	3,70,000
69	Rashtriya Pragati Party	1	1,44,000	-	-
70	Saathi Aur Aapka Faisla Party	0	0	-	-
71	Samagra Utthan Party	1	31,000	-	-
72	Janata Dal Rashtravadi	-	-	0	0

**Total contributions declared by Unrecognised parties between FY 2017-18 and FY 2018-19**

S. No	Unrecognised Party Name	Financial Year- 2018-19		Financial Year- 2017-18	
		No. of donations	Total Amount (Rs)	No. of donations	Total Amount (Rs)
73	Jan Tantrik Lokhit Party	-	-	1	24,525
74	Rastrawadi Jan Congress	-	-	0	0
75	Rashtriya Sadabahr Party	-	-	1	1,56,279
76	Rashtriya Samta Party (Secular)	4	3,75,000	0	0
77	Rashtriya Jansambhavna Party	-	-	150	80,270
78	Bhartiya Rajtantrik Vikalp Party	170	3,36,67,990	-	-
79	Aam Janta Rashtriya Party	1	10,71,782	-	-
80	Bajjikanchal Vikas Party	1	15,300	-	-
81	Bhartiya Aam Awam Party	1	7,81,488	-	-
82	Bhartiya Mitra Party	1	14,84,502	-	-
83	Hindustan Vikas Dal	1	1,000	-	-
84	Loktantrik Sarvjan Samaj Party	1	83900	-	-
85	Rashtriya Jan Jan Party	1	1,43,942	-	-
86	Swatantra Samaj Party	0	0	-	-
87	Vikassheel Insaan Party	1	12,94,000	-	-
88	Karnataka Makkal Paksha	-	-	0	0
89	Rani Chennamma Party	-	-	2	75,000
90	Ulzaipal Makkal Katchi	0	0	-	-
91	Tamil Maanila Congress (Moopnar)	1	1,00,000	-	-
92	Puthiya Needhi Katchi	0	0	-	-
93	New Life People's Party	0	0	-	-
94	Naam Indiar Party	0	0	-	-
95	Naam Tamilar Katchi	0	0	-	-
96	Viduthalai Chiruthaigal Katchi	-	-	10	9,55,000
97	Manithaneya Makkal Katchi	8	2,60,000	-	-
98	Kongunadu Makkal Desia Katchi	6	14,50,000	6	22,84,000
99	Indiya Jananayaka Katchi	1	75,000	-	-
100	Anaithu Makkal Puratchi Katchi	-	-	4	2,26,500
101	Anaithindhia Makkal Sakthi Kazhagam	0	0	-	-
102	Makkal Needhi Maiaam	83	96,82,000	-	-
103	All India Jananayaka Makkal Kazhagam	402	8,03,840	-	-
104	Marumalarchi Dravida Munnetra Kazhagam	649	1,89,35,500	2	7,50,000
105	Dharmrajya Paksha	1724	1,26,43,542	4284	1,87,40,951

**Total contributions declared by Unrecognised parties between FY 2017-18 and FY 2018-19**

S. No	Unrecognised Party Name	Financial Year- 2018-19		Financial Year- 2017-18	
		No. of donations	Total Amount (Rs)	No. of donations	Total Amount (Rs)
106	Prabuddha Bharat Prajasattak Party	0	0	-	-
107	Bharat Jan Aadhaar Party	-	-	1	35,000
108	Bharatiya Minorities Suraksha Mahasangh	-	-	0	0
109	Republican Party of India (Social)	-	-	3	20,000
110	Bharipa Bahujan Mahasangh	13	9,30,000	-	-
111	Bharat Jan Sangram Party	-	-	0	0
112	State Samvibhajan Party	-	-	0	0
113	Republic Bahujan Sena	-	-	82	4,13,000
114	Bharatiya Praja Surajya Paksha	0	0	-	-
115	Adarsh Rashtriya Vikas Party	2	1,21,500	-	-
116	Akhil Bhartiya Nagrik Sewa Sangh	5	17,40,000	-	-
117	National Youth Party	38	19,46,000	0	0
118	Bhartiya Awam Party (Rashtriya)	0	0	0	0
119	Bhartiya Democratic Socialist Alliance	0	0	-	-
120	Bhartiya Sarvjan Party	0	0	-	-
121	Jan Shakti Dal	0	0	-	-
122	Apna Dal (Soneylal)	22	49,59,000	8	17,63,000
123	Bhartiya Mahashakti Morcha	8	10,030	-	-
124	Lok Ekta Party	-	-	0	0
125	Rashtriya Insaaf Party	-	-	0	0
126	Rastriya Sawarn Dal	-	-	0	0
127	Vikas insaf Party	-	-	1	265
128	Pragatisheel Manav Samaj Party	0	0	-	-
129	Public Political Party	88	2,82,19,450	60	1,09,45,009
130	Sanatan Sanskrit Raksha Dal	0	0	0	0
131	Jan Jan Party	0	0	-	-
132	Jan Morcha	1	21,000	-	-
133	Janhit Bharat Party	5	53,73,000	-	-
134	Anarakshit Samaj Party	31	51,20,000	7	7,56,000
135	Peace Party	1	65,54,562	-	-
136	National Peace Party Secular	1	8,17,190	-	-
137	Rashtriya Backward Party	1	12,000	-	-
138	Apna Desh Party	3181	49,20,96,190	1119	16,42,36,206
<b>Total donations</b>		<b>Rs 65.45 cr (6860 donations)</b>		<b>Rs 24.60 cr (6138 donations)</b>	

Total contributions declared by Unrecognised parties between FY 2017-18 and FY 2018-19					
S. No	Unrecognised Party Name	Financial Year- 2018-19		Financial Year- 2017-18	
		No. of donations	Total Amount (Rs)	No. of donations	Total Amount (Rs)
Total declared donations		Rs 90.05 cr (12,998 donations)			

- = Not Available

## Annexure – 2

State-wise donations received by Unrecognised Parties: FY 2017-18 & 2018-19						
State/UT	Financial Year 2018-19		Financial Year 2017-18		Total no. of donations	Total Contribution (in Rs cr)
	No. of donations	Total Contribution (in Rs Cr)	Number of donations	Total Contributions (in Rs Cr)		
Gujarat	2552	39.78	959	14.43	3511	Rs 54.206 cr
Maharashtra	2069	8.206	4457	4.033	6526	Rs 12.239 cr
Uttar Pradesh	140	2.696	39	0.598	179	Rs 3.294 cr
Delhi	128	2.371	33	0.579	161	Rs 2.95 cr
Tamil Nadu	709	2.49	26	0.43	735	Rs 2.92 cr
Rajasthan	87	1.341	105	1.374	192	Rs 2.715 cr
West Bengal	79	0.924	77	0.696	156	Rs 1.62 cr
Haryana	45	0.797	25	0.346	70	Rs 1.143 cr
Bihar	52	0.711	157	0.159	209	Rs 0.87 cr
Karnataka	40	0.566	22	0.185	62	Rs 0.751 cr
Madhya Pradesh	37	0.39	15	0.165	52	Rs 0.555 cr
Telangana	20	0.261	10	0.091	30	Rs 0.352 cr
Uttarakhand	9	0.13	3	0.037	12	Rs 0.167 cr
Chhattisgarh	8	0.107	1	0.01	9	Rs 0.117 cr
Jharkhand	19	0.037	17	0.018	36	Rs 0.055 cr
Assam	0	0	3	0.052	3	Rs 0.052 cr
Andhra Pradesh	4	0.051	0	0	4	Rs 0.051 cr
Chandigarh	2	0.05	0	0	2	Rs 0.05 cr
Kerala	5	0.042	2	0.0052	7	Rs 0.0472 cr
Himachal Pradesh	5	0.04	0	0	5	Rs 0.04 cr
Punjab	3	0.04	0	0	3	Rs 0.04 cr
Goa	0	0	1	0.02	1	Rs 0.02 cr
Jammu & Kashmir	3	0.02	0	0	3	Rs 0.02 cr
Odisha	1	0.01	1	0.007	2	Rs 0.017 cr
<b>Undeclared &amp; Incomplete Address</b>	<b>843</b>	<b>4.39</b>	<b>185</b>	<b>1.37</b>	<b>1028</b>	<b>Rs 5.76 cr</b>
<b>Grand Total</b>	<b>6860 donations</b>	<b>Rs 65.45 cr</b>	<b>6138 donations</b>	<b>RS 24.60 cr</b>	<b>12,998 donations</b>	<b>Rs 90.05 cr</b>