

26<sup>th</sup> August, 2021

## Press Release

### West Bengal Assembly Elections 2021

#### Analysis of Election Expenditure Statements of MLAs

## Association for Democratic Reforms

T-95, C.L. House, 2nd Floor,  
Near Gulmohar Commercial Complex  
Gautam Nagar,  
New Delhi-110 049  
Phone: +91-011-4165-4200  
Fax : +91-11-46094248  
Email :adr@adrindia.org

To report any electoral violations and malpractices during elections download the Election Watch Reporter (Android App)

[https://play.google.com/store/apps/details?id=com.webrosoft.election\\_watch\\_reporter](https://play.google.com/store/apps/details?id=com.webrosoft.election_watch_reporter)

Data in this Kit is presented in good faith, with an intention to inform voters. MLAs' Election Expenditure affidavits from the CEO Website (<http://ceowestbengal.nic.in/>) is the source of this analysis. Website:- [www.adrindia.org](http://www.adrindia.org), [www.myneta.info](http://www.myneta.info)

## Table of Contents

<b>WEST BENGAL ASSEMBLY ELECTIONS 2021.....</b>	<b>1</b>
<b>ANALYSIS OF ELECTION EXPENDITURE STATEMENTS OF MLAs.....</b>	<b>1</b>
<b>ANALYSIS OF ELECTION EXPENDITURE STATEMENTS OF MLAs WEST BENGAL ASSEMBLY ELECTIONS, 2021</b>	<b>4</b>
<b>SUMMARY AND HIGHLIGHTS OF ELECTION EXPENSES OF MLAs FROM THE WEST BENGAL ASSEMBLY 2021 ELECTIONS</b>	<b>5</b>
<b>1. LESS THAN 50% OF THE LIMIT:.....</b>	<b>5</b>
<b>2. AVERAGE ELECTION EXPENSES:.....</b>	<b>5</b>
<b>3. PARTY-WISE AVERAGE ELECTION EXPENSES.....</b>	<b>5</b>
<b>4. TOP 3 MLAs WITH HIGHEST ELECTION EXPENSES.....</b>	<b>6</b>
<b>5. MLAs WITH LOWEST ELECTION EXPENSES.....</b>	<b>6</b>
<b>6. EXPENSE ON PUBLIC MEETING, RALLY, AND PROCESSIONS WITH STAR CAMPAIGNERS.....</b>	<b>7</b>
<b>7. EXPENSE ON PUBLIC MEETING, RALLY, AND PROCESSIONS WITHOUT STAR CAMPAIGNERS.....</b>	<b>7</b>
<b>8. EXPENSE ON CAMPAIGNING THROUGH ELECTRONIC/PRINT MEDIA.....</b>	<b>7</b>
<b>9. EXPENSE ON CAMPAIGN WORKERS.....</b>	<b>7</b>
<b>10. EXPENSE ON CAMPAIGN MATERIALS.....</b>	<b>7</b>
<b>11. EXPENSE ON CAMPAIGN VEHICLES.....</b>	<b>7</b>
<b>12. EXPENSE ON PUBLISHING OF DECLARATION REGARDING CRIMINAL CASES:.....</b>	<b>7</b>
<b>13. PARTY-WISE AVERAGE ELECTION EXPENSES ON PUBLIC MEETINGS, PROCESSIONS ETC. WITH STAR CAMPAIGNERS</b>	<b>9</b>
<b>14. PARTY-WISE AVERAGE ELECTION EXPENSES ON PUBLIC MEETINGS, PROCESSIONS ETC. WITHOUT STAR CAMPAIGNERS</b>	<b>10</b>
<b>15. PARTY WISE AVERAGE ELECTION EXPENSE OF MLAs ON CAMPAIGN MATERIALS.....</b>	<b>11</b>
<b>16. PARTY WISE AVERAGE ELECTION EXPENSE OF MLAs ON ELECTRONIC MEDIA.....</b>	<b>12</b>
<b>17. PARTY WISE AVERAGE ELECTION EXPENSE OF MLAs ON CAMPAIGN VEHICLES.....</b>	<b>13</b>

Data in this Kit is presented in good faith, with an intention to inform voters. MLAs' Election Expenditure affidavits from the CEO Website (<http://ceowestbengal.nic.in/>) is the source of this analysis. Website:- [www.adrindia.org](http://www.adrindia.org), [www.myneta.info](http://www.myneta.info)

<b>18. PARTY WISE AVERAGE ELECTION EXPENSE OF MLAs ON CAMPAIGN WORKERS.....</b>	<b>14</b>
<b>TOP 10 MLAs WITH HIGHEST DECLARED ELECTION EXPENSES IN 2021 WEST BENGAL ASSEMBLY ELECTIONS</b>	<b>15</b>
<b>10 MLAs WITH LOWEST ELECTION EXPENSES DECLARED.....</b>	<b>16</b>
<b>SUMMARY AND HIGHLIGHTS OF FUNDS RAISED BY MLAs IN THE WEST BENGAL ASSEMBLY 2021 ELECTIONS</b>	<b>17</b>
<b>AVERAGE SELF-FUNDS USED FOR ELECTION CAMPAIGN (PARTY-WISE).....</b>	<b>18</b>
<b>AVERAGE FUNDS RAISED FROM POLITICAL PARTIES (PARTY-WISE).....</b>	<b>19</b>
<b>AVERAGE FUNDS RAISED FROM OTHER SOURCES (PARTY-WISE).....</b>	<b>19</b>
<b>ELECTION EXPENSES DECLARED BY MLAs IN WEST BENGAL ASSEMBLY ELECTIONS, 2021: FULL DETAILS.....</b>	<b>20</b>
<b>DONATE TO ADR.....</b>	<b>54</b>
<b>DISCLAIMER.....</b>	<b>56</b>

## Analysis of Election Expenditure Statements of MLAs

### West Bengal Assembly Elections, 2021

According to Section 78 of the Representation of the People Act, 1951, every contesting candidate has to lodge a true copy of his election expenses within 30 days from the date of declaration of result of election, with the District Election Officer in all States and Union Territories. West Bengal Election Watch and Association for Democratic Reforms (ADR) have analysed 291 out of 292 election expenditure statements submitted after the West Bengal Assembly Election 2021 for newly elected MLAs. The election expenditure statement of 1 MLA namely Kajal Sinha (AITC) from Khardaha constituency was not analysed as his expenditure statements was not available on the website at the time of making this report due to the death. The expenditure limit for the MLAs during the West Bengal Assembly elections was **Rs. 30.80 lakhs**. These election expense documents include *details of expenses on public meetings and processions, campaigning through electronic and print media, expense on campaign workers, expense on vehicles used and expense on campaign materials.*

#### **Recommendations:**

1. Each Winner is required to file his election expenditure statement within 30 days of the results of the elections, the deadline in case of the West Bengal Assembly Elections being the 1<sup>st</sup> June 2021. However, it was observed that the election expenditure statements of the Winners were not uploaded on the CEO/DEO's website till significantly after the deadline. **It is recommended that the Abstract Expenditure Statement (Annexure E2) of the MLAs is uploaded on the website of the CEO within 72 hours of the receipt of the statement.**
2. The deadline for filing an election petition against any Winner is 45 days after the declaration of the results. Generally, MLAs submit their election expenditure statements towards the end of the 30 days given for submission of the statements. This leaves 15 days for any common citizen to file an election petition against any Winner. The deadline for filing an election petition should be increased in order to give the citizens time to scrutinize the election expenditure statements of the MLAs and gather the relevant documents/proof etc. for the election petition.
3. As has been instated in the filing of affidavits during the elections, the MLAs should not be allowed to keep any field blank on the Abstract Election Expenditure statement (Annexure E2) and Schedule 1 to 10. The statements must be filled in a legible format and overwriting of amounts in the statement should be discouraged.

## Summary and Highlights of Election Expenses of MLAs from the West Bengal Assembly 2021 Elections

- 1. Less than 50% of the Limit:** Out of 291 MLAs analysed, 51 (**18%**) MLAs have declared election expenses less than 50% of the expense limit in their constituency.
- 2. Average Election Expenses:** Based on the election expense declarations of 291 MLAs from West Bengal Assembly, the average amount of money spent by them in the elections is **Rs 20.58 lakhs, which is 67% of the expense limit.**
- 3. Party-wise Average Election Expenses:** The party wise average election expenses shows that the average spending for **212 MLAs from AITC is Rs 21.45 lakhs** (69.7% of the expense limit) and the average election expenditure for **77 MLAs from BJP is Rs.18.44 lakhs** (59.9% of the expense limit).

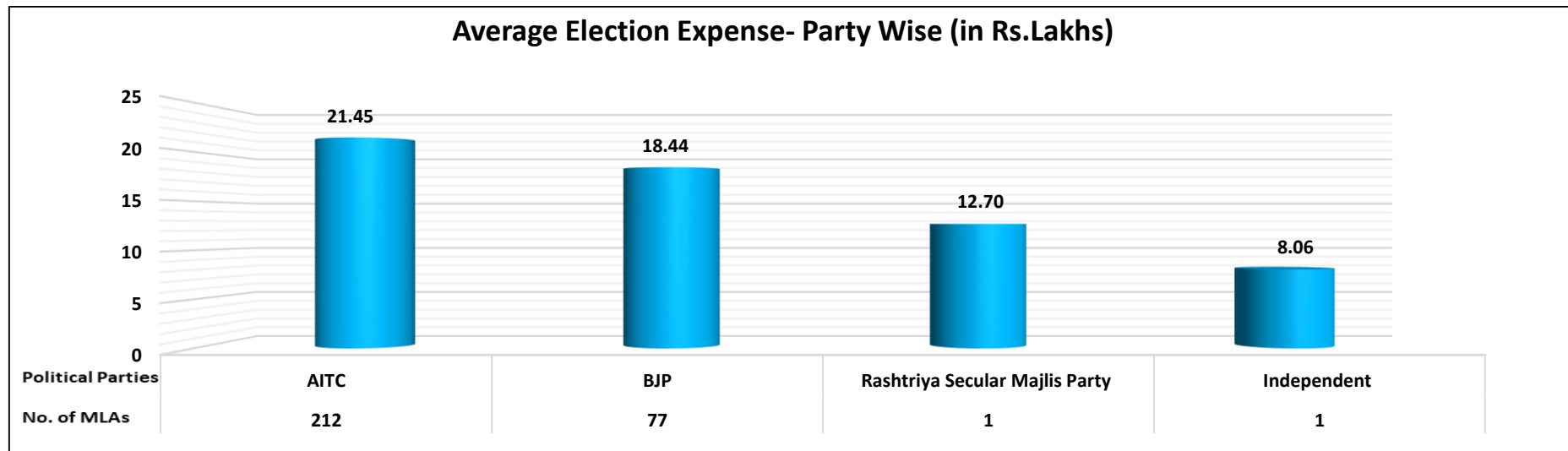


Figure: Party-wise Average Election Expenses (Rs.in lakhs)

Data in this Kit is presented in good faith, with an intention to inform voters. MLAs' Election Expenditure affidavits from the CEO Website (<http://ceowestbengal.nic.in/>) is the source of this analysis. Website:- [www.adrindia.org](http://www.adrindia.org), [www.myneta.info](http://www.myneta.info)

S.No.	Party	No. of MLAs Analyzed	Average Limit (Rs.)	Average Election Expense (Rs.)	% of Average Limit
1	AITC	212	30,80,000 30 Lacs+	21,45,980 21 Lacs+	69.7 %
2	BJP	77	30,80,000 30 Lacs+	18,44,899 18 Lacs+	59.9 %
3	Rashtriya Secular Majlis Party	1	30,80,000 30 Lacs+	12,70,731 12 Lacs+	41.3 %
4	IND	1	30,80,000 30 Lacs+	8,06,349 8 Lacs+	26.2 %
<b>Total</b>		<b>291</b>	<b>30,80,000</b> <b>30 Lacs+</b>	<b>20,58,701</b> <b>20 Lacs+</b>	<b>67 %</b>

Table: Party-wise Average Expenses declared by MLAs

**4. Top 3 MLAs with highest Election Expenses:** The details of top 3 MLAs who have declared highest election expenses are given below:

S.No.	Name	District	Constituency	Party	Expense Limit (Rs.)	Total expenses incurred (Rs.)	% of limit reached
1	Ganesh Chandra Mondal	South 24 Parganas	Kultali (SC)	AITC	30,80,000 30 Lacs+	30,01,241 30 Lacs+	97%
2	Becharam Manna	Hooghly	Singur	AITC	30,80,000 30 Lacs+	29,55,966 29 Lacs+	96%
3	Atta Surja Kanta	Paschim Medinipur	Narayangarh	AITC	30,80,000 30 Lacs+	29,48,870 29 Lacs+	96%

Table: Top 3 MLAs with highest election expenditure

**5. MLAs with lowest Election Expenses:** The details of 3 MLAs who have declared lowest election expenses are given below:

S.No.	Name	District	Constituency	Party	Expense Limit (Rs.)	Total expenses incurred (Rs.)	% of limit reached
1	KAUSHIK ROY	JALPAIGURI	MAYNAGURI (SC)	BJP	30,80,000 30 Lacs+	**80,254 80 Thou+	3%
2	DURGA MURMU	DARJEELING	PHANSIDEWA (ST)	BJP	30,80,000 30 Lacs+	6,01,022 6 Lacs+	20%

Data in this Kit is presented in good faith, with an intention to inform voters. MLAs' Election Expenditure affidavits from the CEO Website (<http://ceowestbengal.nic.in/>) is the source of this analysis. Website:- [www.adrindia.org](http://www.adrindia.org), [www.myneta.info](http://www.myneta.info)

S.No.	Name	District	Constituency	Party	Expense Limit (Rs.)	Total expenses incurred (Rs.)	% of limit reached
3	RUDEN SADA LEPCHA	KALIMPONG	KALIMPONG	IND	30,80,000 30 Lacs+	8,06,349 8 Lacs+	26%

Table: 3 MLAs with lowest election expenditure

\*\*on total expenses value indicates that the MLA has not provided the total in their affidavits, it has been calculated on the basis of details provided by them in the same

6. **Expense on Public Meeting, Rally, and Processions with Star Campaigners:** Out of the 291 MLAs analyzed, **229 (79%) MLAs** have declared that **they have spent funds on** public meetings, processions etc. with star campaigners and **62 (21%) MLAs** have declared that **they have not spent any funds on** public meetings, processions etc. with star campaigners.
7. **Expense on Public Meeting, Rally, and Processions without Star Campaigners:** Out of the 291 MLAs analyzed, **290 (100%) MLAs** have declared that **they have spent funds on** public meetings, processions etc. without star campaigners and **Only 1 MLA** has declared that **he has not spent any funds on** public meetings, processions etc. without star campaigners.
8. **Expense on Campaigning through electronic/print media:** **72(25%) MLAs** have declared that **they have spent funds on** campaigning through electronic/print media and **219 (75%) MLAs** have declared that **they have not spent any funds on** campaigning through electronic/print media.
9. **Expense on Campaign Workers:** **242(83%) MLAs** have declared that **they have spent funds on** campaign workers and **49 (17%) MLAs** have declared that **they have not spent any funds on** campaign workers.
10. **Expense on Campaign Materials:** **202(69%) MLAs** have declared that **they have spent funds on** campaign materials and **89 (31%) MLAs** have declared that **they have not spent any funds on** campaign materials.
11. **Expense on Campaign Vehicles:** **251(86%) MLAs** have declared that **they have spent funds on** campaign vehicles and **40 (14%) MLAs** have declared that **they have not spent any funds on** campaign vehicles.
12. **Expense on Publishing of Declaration Regarding Criminal Cases:** **118(41%) MLAs** have declared that **they have spent funds on** publishing of declaration regarding criminal cases and **173(59%) MLAs** have declared that **they have not spent funds on** publishing of declaration regarding criminal cases.

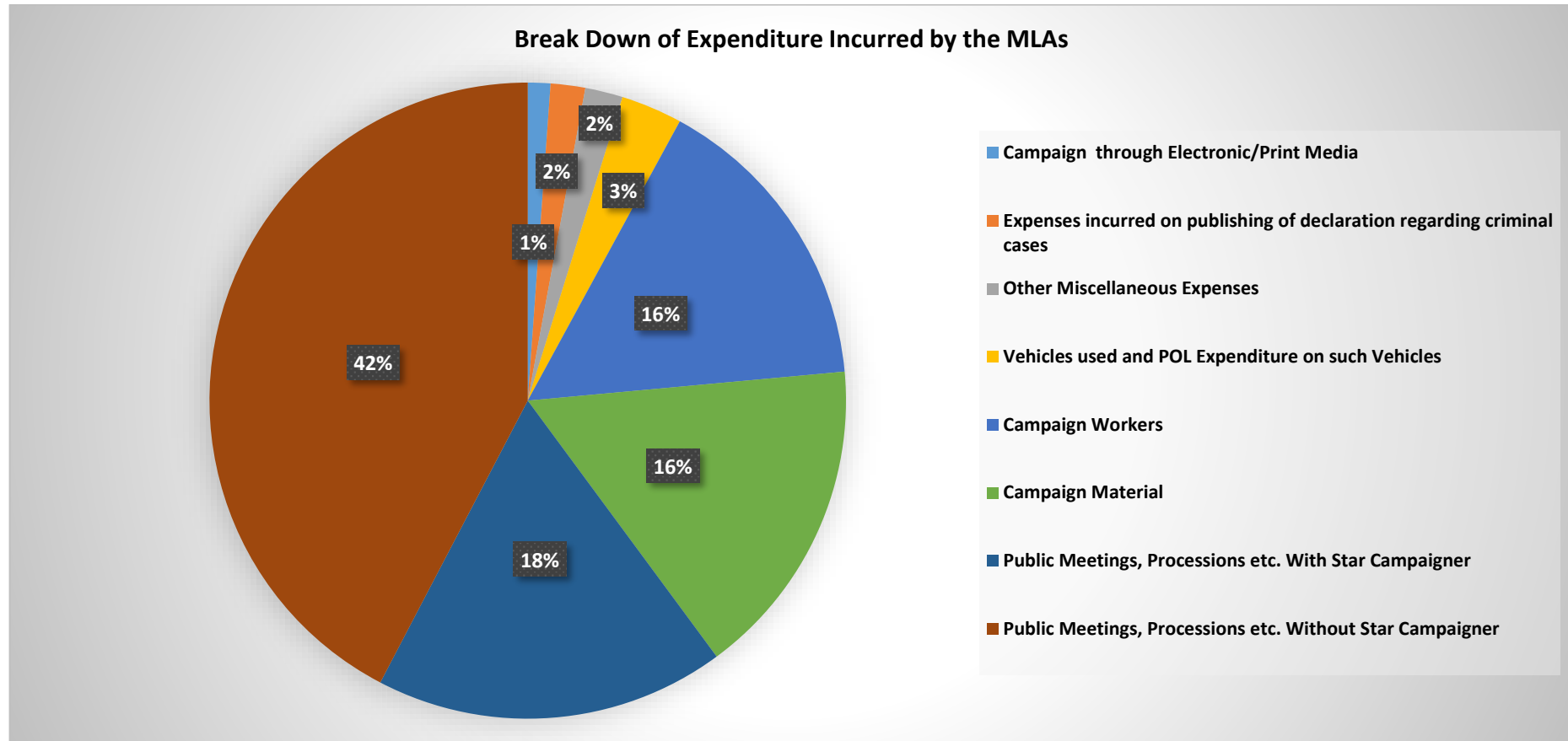


Figure: Break Down of Elections Expenses Incurred by MLAs

Data in this Kit is presented in good faith, with an intention to inform voters. MLAs' Election Expenditure affidavits from the CEO Website (<http://ceowestbengal.nic.in/>) is the source of this analysis. Website:- [www.adrindia.org](http://www.adrindia.org), [www.myneta.info](http://www.myneta.info)

### 13. Party-wise Average Election Expenses on Public Meetings, Processions etc. with Star Campaigners:

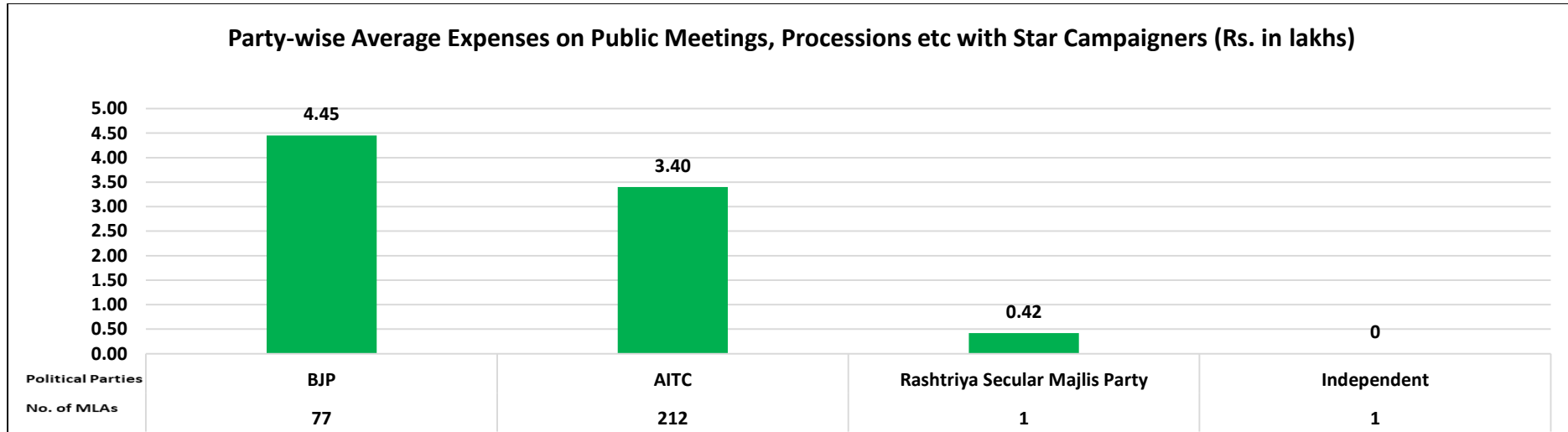


Figure: Party-wise Average Expenses on Public Meetings, Processions etc. with Star Campaigners (Rs. in lakhs)

S.No.	Party	No. of MLAs Analyzed	Average Limit (Rs.)	Average Election Expense (Rs.)	Average Expense on Meetings, Processions etc with star campaigners (Rs.)	% of Average Expense on Meetings, Processions etc with star campaigners
1	AITC	212	30,80,000 30 Lacs+	21,45,980 21 Lacs+	3,40,035 3 Lacs+	15.8 %
2	BJP	77	30,80,000 30 Lacs+	18,44,899 18 Lacs+	4,45,274 4 Lacs+	24.1 %
3	IND	1	30,80,000 30 Lacs+	8,06,349 8 Lacs+	0	0 %
4	Rashtriya Secular Majlis Party	1	30,80,000 30 Lacs+	12,70,731 12 Lacs+	42,380 42 Thou+	3.3 %
<b>Total</b>		<b>291</b>	<b>30,80,000</b> <b>30 Lacs+</b>	<b>20,58,701</b> <b>20 Lacs+</b>	<b>3,65,690</b> <b>3 Lacs+</b>	<b>18 %</b>

Table: Party-wise Average Expenses on Public Meetings, Processions etc. with Star Campaigners

Data in this Kit is presented in good faith, with an intention to inform voters. MLAs' Election Expenditure affidavits from the CEO Website (<http://ceowestbengal.nic.in/>) is the source of this analysis. Website:- [www.adrindia.org](http://www.adrindia.org), [www.myneta.info](http://www.myneta.info)

**14. Party-wise Average Election Expenses on Public Meetings, Processions etc. without Star Campaigners:**

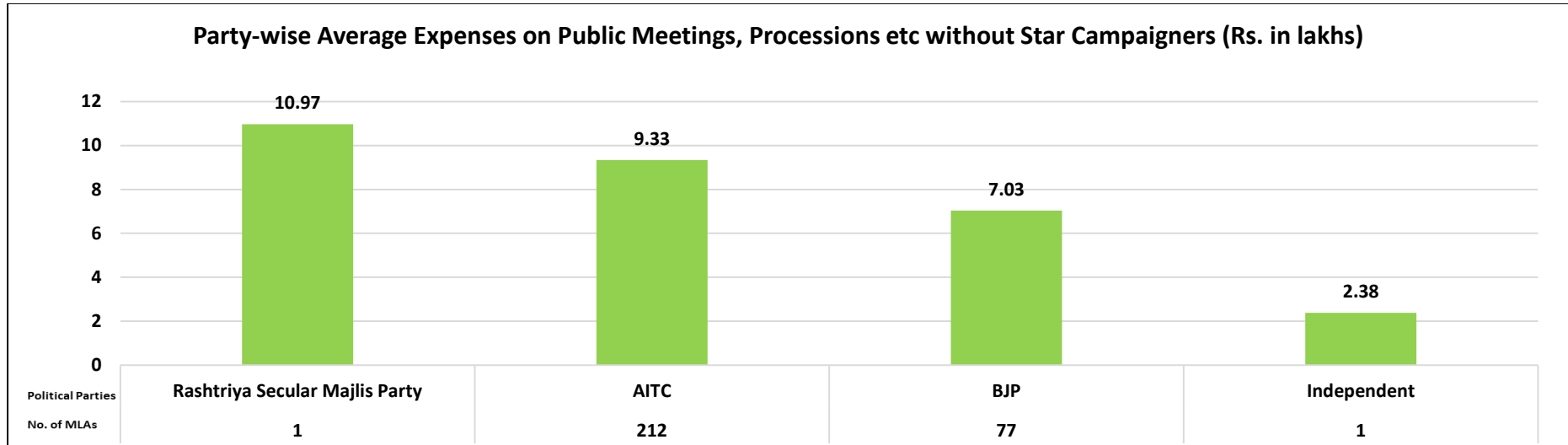


Figure: Party-wise Average Election Expenses on Public Meetings, Processions etc. without Star Campaigners (Rs.in lakhs)

S.No.	Party	No. of MLAs Analyzed	Average Limit (Rs.)	Average Election Expense (Rs.)	Average Expense on Meetings, Processions etc without star campaigners (Rs.)	% of Average Expense on Meetings, Processions etc without star campaigners
1	AITC	212	30,80,000 30 Lacs+	21,45,980 21 Lacs+	9,33,048 9 Lacs+	43.5 %
2	BJP	77	30,80,000 30 Lacs+	18,44,899 18 Lacs+	7,03,712 7 Lacs+	38.1 %
3	IND	1	30,80,000 30 Lacs+	8,06,349 8 Lacs+	2,38,988 2 Lacs+	29.6 %
4	Rashtriya Secular Majlis Party	1	30,80,000 30 Lacs+	12,70,731 12 Lacs+	10,97,186 10 Lacs+	86.3 %
<b>Total</b>		<b>291</b>	<b>30,80,000</b> <b>30 Lacs+</b>	<b>20,58,701</b> <b>20 Lacs+</b>	<b>8,70,544</b> <b>8 Lacs+</b>	<b>42 %</b>

Table: Party-wise Average Election Expenses on Public Meetings, Processions etc. without Star Campaigners

Data in this Kit is presented in good faith, with an intention to inform voters. MLAs' Election Expenditure affidavits from the CEO Website (<http://ceowestbengal.nic.in/>) is the source of this analysis. Website:- [www.adrindia.org](http://www.adrindia.org), [www.myneta.info](http://www.myneta.info)

### 15. Party Wise Average Election Expense of MLAs on Campaign Materials:

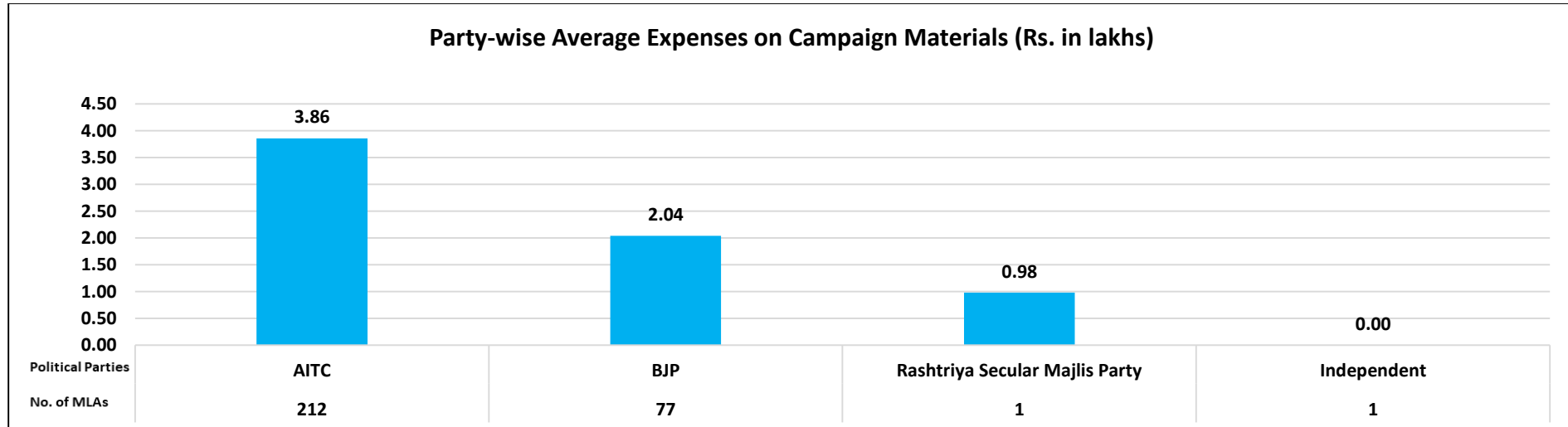


Figure: Party-wise Average Election Expenses on Campaign Materials (Rs.in lakhs)

S.No.	Party	No. of MLAs Analyzed	Average Limit (Rs.)	Average Election Expense (Rs.)	Average Expense on Campaign Materials (Rs.)	% of Average Expense on Campaign Materials
1	AITC	212	30,80,000 30 Lacs+	21,45,980 21 Lacs+	3,86,634 3 Lacs+	18 %
2	BJP	77	30,80,000 30 Lacs+	18,44,899 18 Lacs+	2,04,087 2 Lacs+	11.1 %
3	IND	1	30,80,000 30 Lacs+	8,06,349 8 Lacs+	0	0 %
4	Rashtriya Secular Majlis Party	1	30,80,000 30 Lacs+	12,70,731 12 Lacs+	98,665 98 Thou+	7.8 %
<b>Total</b>		<b>291</b>	<b>30,80,000</b> <b>30 Lacs+</b>	<b>20,58,701</b> <b>20 Lacs+</b>	<b>3,36,013</b> <b>3 Lacs+</b>	<b>16 %</b>

Table: Party-wise Average Election Expense of MLAs on Campaign Materials

Data in this Kit is presented in good faith, with an intention to inform voters. MLAs' Election Expenditure affidavits from the CEO Website (<http://ceowestbengal.nic.in/>) is the source of this analysis. Website:- [www.adrindia.org](http://www.adrindia.org), [www.myneta.info](http://www.myneta.info)

### 16. Party Wise Average Election Expense of MLAs on Electronic Media:

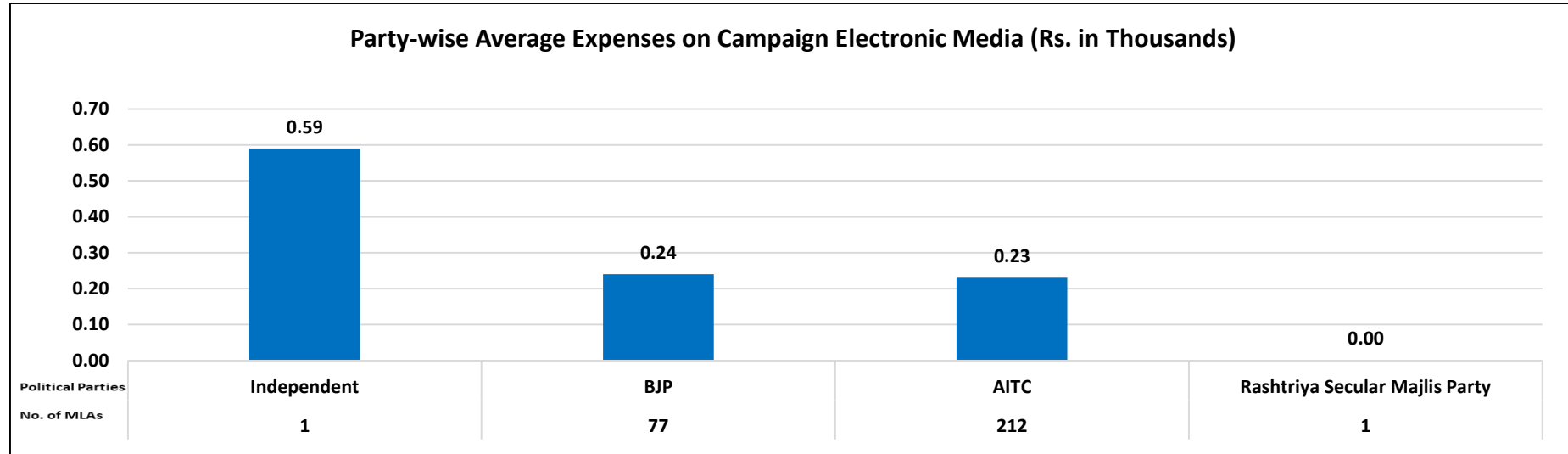


Figure: Party-wise Average Election Expenses on Campaign Electronic Media (Rs. in Thousands)

S.No.	Party	No. of MLAs Analyzed	Average Limit (Rs.)	Average Election Expense (Rs.)	Average Expense on Electronic Media (Rs.)	% of Average Expense on Electronic Media
1	AITC	212	30,80,000 30 Lacs+	21,45,980 21 Lacs+	23,256 23 Thou+	1.1 %
2	BJP	77	30,80,000 30 Lacs+	18,44,899 18 Lacs+	24,259 24 Thou+	1.3 %
3	IND	1	30,80,000 30 Lacs+	8,06,349 8 Lacs+	59,000 59 Thou+	7.3 %
4	Rashtriya Secular Majlis Party	1	30,80,000 30 Lacs+	12,70,731 12 Lacs+	0	0 %
<b>Total</b>		<b>291</b>	<b>30,80,000</b> <b>30 Lacs+</b>	<b>20,58,701</b> <b>20 Lacs+</b>	<b>23,564</b> <b>23 Thou+</b>	<b>1 %</b>

Table: Party-wise Average Election Expense of MLAs on Electronic Media

Data in this Kit is presented in good faith, with an intention to inform voters. MLAs' Election Expenditure affidavits from the CEO Website (<http://ceowestbengal.nic.in/>) is the source of this analysis. Website:- [www.adrindia.org](http://www.adrindia.org), [www.myneta.info](http://www.myneta.info)

### 17. Party Wise Average Election Expense of MLAs on Campaign Vehicles:

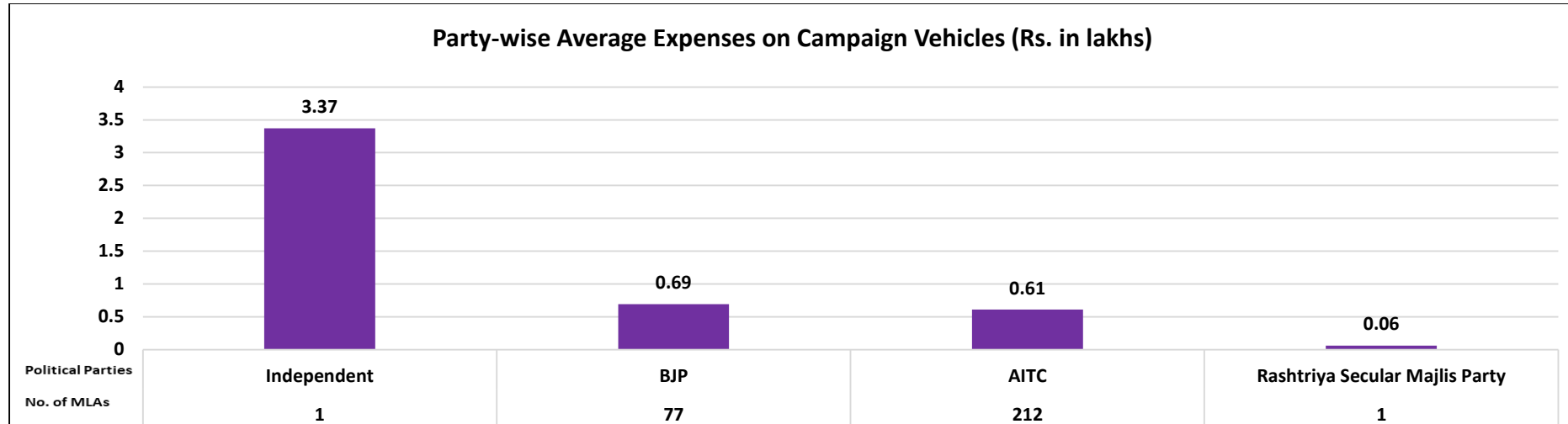


Figure: Party-wise Average Election Expenses on Campaign Vehicles (Rs. in lakhs)

S.No.	Party	No. of MLAs Analyzed	Average Limit (Rs.)	Average Election Expense (Rs.)	Average Expense on Campaign Vehicles (Rs.)	% of Average Expense on Campaign Vehicles
1	AITC	212	30,80,000 30 Lacs+	21,45,980 21 Lacs+	61,248 61 Thou+	2.9 %
2	BJP	77	30,80,000 30 Lacs+	18,44,899 18 Lacs+	69,193 69 Thou+	3.8 %
3	IND	1	30,80,000 30 Lacs+	8,06,349 8 Lacs+	3,37,775 3 Lacs+	41.9 %
4	Rashtriya Secular Majlis Party	1	30,80,000 30 Lacs+	12,70,731 12 Lacs+	6,500 6 Thou+	0.5 %
<b>Total</b>		<b>291</b>	<b>30,80,000</b> <b>30 Lacs+</b>	<b>20,58,701</b> <b>20 Lacs+</b>	<b>64,112</b> <b>64 Thou+</b>	<b>3 %</b>

Table: Party-wise Average Election Expense of MLAs on Campaign Vehicles

Data in this Kit is presented in good faith, with an intention to inform voters. MLAs' Election Expenditure affidavits from the CEO Website (<http://ceowestbengal.nic.in/>) is the source of this analysis. Website:- [www.adrindia.org](http://www.adrindia.org), [www.myneta.info](http://www.myneta.info)

### 18. Party Wise Average Election Expense of MLAs on Campaign Workers:

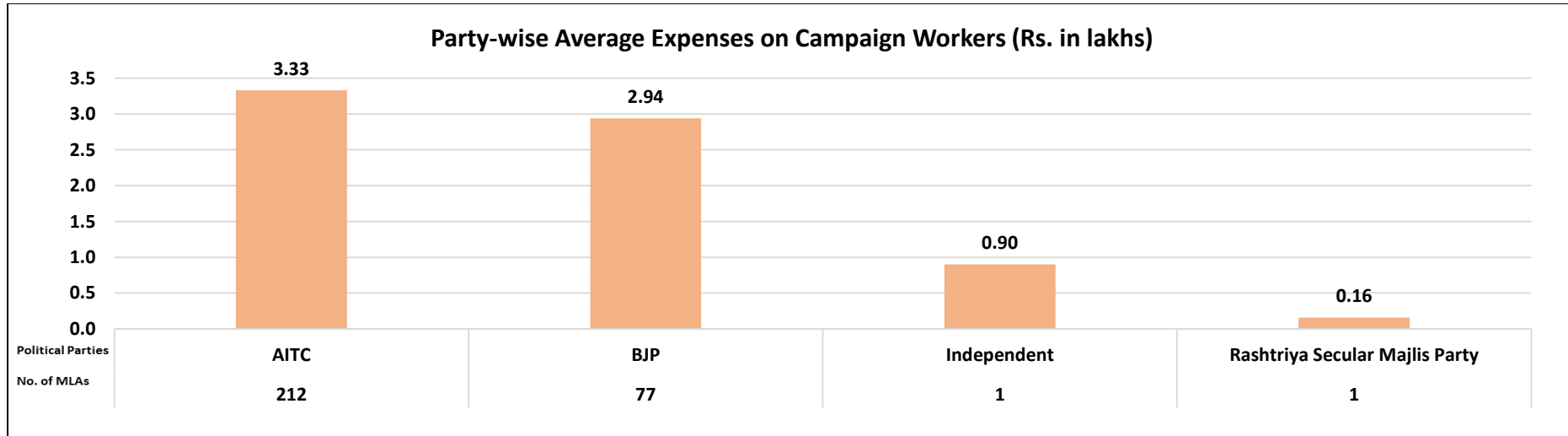


Figure: Party-wise Average Election Expenses on Campaign Workers (Rs. in lakhs)

S.No.	Party	No. of MLAs Analyzed	Average Limit (Rs.)	Average Election Expense (Rs.)	Average Expense on Campaign Workers (Rs.)	% of Average Expense on Campaign Workers
1	AITC	212	30,80,000 30 Lacs+	21,45,980 21 Lacs+	3,33,309 3 Lacs+	15.5 %
2	BJP	77	30,80,000 30 Lacs+	18,44,899 18 Lacs+	2,94,398 2 Lacs+	16 %
3	IND	1	30,80,000 30 Lacs+	8,06,349 8 Lacs+	90,300 90 Thou+	11.2 %
4	Rashtriya Secular Majlis Party	1	30,80,000 30 Lacs+	12,70,731 12 Lacs+	16,000 16 Thou+	1.3 %
<b>Total</b>		<b>291</b>	<b>30,80,000</b> <b>30 Lacs+</b>	<b>20,58,701</b> <b>20 Lacs+</b>	<b>3,21,087</b> <b>3 Lacs+</b>	<b>16 %</b>

Table: Party-wise Average Election Expense of MLAs on Campaign Workers

Data in this Kit is presented in good faith, with an intention to inform voters. MLAs' Election Expenditure affidavits from the CEO Website (<http://ceowestbengal.nic.in/>) is the source of this analysis. Website:- [www.adrindia.org](http://www.adrindia.org), [www.myneta.info](http://www.myneta.info)

### Top 10 MLAs with highest declared election expenses in 2021 West Bengal Assembly Elections

S.No.	Name	District	Constituency	Party	Expenditure incurred/authorized by MLA			Expense Limit (Rs.)	Total expenses incurred (Rs.)	Difference between Total Expense incurred and Expense Limit (Rs.)	% of limit reached
					MLA/his election agent	Political party which setup him up	Any other association/body of persons/individual				
1	Ganesh Chandra Mondal	South 24 Parganas	Kultali (Sc)	AITC	5,01,241	25,00,000	0	30,80,000 30 Lacs+	30,01,241 30 Lacs+	78,759 78 Thou+	97%
2	Becharam Manna	Hooghly	Singur	AITC	29,55,965	0	0	30,80,000 30 Lacs+	29,55,966 29 Lacs+	1,24,034 1 Lacs+	96%
3	Atta Surja Kanta	Paschim Medinipur	Narayangarh	AITC	25,00,180	0	4,48,690	30,80,000 30 Lacs+	29,48,870 29 Lacs+	1,31,130 1 Lacs+	96%
4	Toraf Hossain Mandal	Dakhsin Dinajpur	Kumarganj	AITC	24,99,915	0	4,27,708	30,80,000 30 Lacs+	29,27,616 29 Lacs+	1,52,384 1 Lacs+	95%
5	Rabindranath Chatterjee	Purba Bardhaman	Katwa	AITC	29,23,896	0	0	30,80,000 30 Lacs+	29,23,896 29 Lacs+	1,56,104 1 Lacs+	95%
6	Swapan Debnath	Purba Bardhaman	Purbasthali Dakshin	AITC	24,10,754	1,91,616	3,18,500	30,80,000 30 Lacs+	29,20,870 29 Lacs+	1,59,130 1 Lacs+	95%
7	Ajit Maity	Paschim Medinipur	Pingla	AITC	28,20,541	0	98,000	30,80,000 30 Lacs+	29,18,541 29 Lacs+	1,61,459 1 Lacs+	95%
8	Arundhuti Maitra (Lovely)	South 24 Parganas	Sonarpur Dakshin	AITC	0	29,12,755	0	30,80,000 30 Lacs+	29,12,755 29 Lacs+	1,67,245 1 Lacs+	95%
9	Rafikul Islam Mondal	North 24 Parganas	Basirhat Uttar	AITC	10,000	28,99,971	0	30,80,000 30 Lacs+	29,09,971 29 Lacs+	1,70,029 1 Lacs+	94%
10	Uttam Barik	Purbo Medinipur	Patashpur	AITC	2,41,123	25,00,000	1,50,001	30,80,000 30 Lacs+	28,91,124 28 Lacs+	1,88,876 1 Lacs+	94%

Table: Top 10 highest expenses declared by MLAs

### 10 MLAs with lowest election expenses declared

S.No.	Name	District	Constituency	Party	Expenditure incurred/authorized by MLA			Expense Limit (Rs.)	Total expenses incurred (Rs.)	Difference between Total Expense incurred and Expense Limit (Rs.)	% of limit reached
					MLA/his election agent	Political party which setup him up	Any other association/body of persons/individual				
1	KAUSHIK ROY	JALPAIGURI	MAYNAGURI (SC)	BJP	80,254	0	0	30,80,000 30 Lacs+	**80,254 80 Thou+	29,99,746 29 Lacs+	3%
2	DURGA MURMU	DARJEELING	PHANSIDEWA (ST)	BJP	6,01,022	0	0	30,80,000 30 Lacs+	6,01,022 6 Lacs+	24,78,978 24 Lacs+	20%
3	RUDEN SADA LEPCHA	KALIMPONG	KALIMPONG	IND	7,64,061	0	42,288	30,80,000 30 Lacs+	8,06,349 8 Lacs+	22,73,651 22 Lacs+	26%
4	ANANDAMAY BARMAN	DARJEELING	MATIGARA-NAXALBARI (SC)	BJP	8,84,118	0	0	30,80,000 30 Lacs+	8,84,118 8 Lacs+	21,95,882 21 Lacs+	29%
5	SUMITA SINHA	PURBO MEDINIPUR	KANTHI UTTAR	BJP	20,000	8,67,145	0	30,80,000 30 Lacs+	8,87,145 8 Lacs+	21,92,855 21 Lacs+	29%
6	SAMIR KUMAR PANJA	HOWRAH	UDAYNARAYANPUR	AITC	8,93,810	0	0	30,80,000 30 Lacs+	8,93,810 8 Lacs+	21,86,190 21 Lacs+	29%
7	SUBRATA SAHA	MURSHIDABAD	SAGARDIGHI	AITC	2,44,313	0	0	30,80,000 30 Lacs+	9,24,084 9 Lacs+	21,55,916 21 Lacs+	30%
8	JYOTI PRIYA MALLICK	NORTH 24 PARGANAS	HABRA	AITC	9,38,650	0	0	30,80,000 30 Lacs+	**9,38,650 9 Lacs+	21,41,350 21 Lacs+	30%
9	MANIRUL ISLAM	MURSHIDABAD	FARAKKA	AITC	9,81,492	0	0	30,80,000 30 Lacs+	9,81,492 9 Lacs+	20,98,508 20 Lacs+	32%
10	ISLAM SK NURUL (HAJI)	NORTH 24 PARGANAS	HAROA	AITC	10,04,200	0	17,756	30,80,000 30 Lacs+	10,21,756 10 Lacs+	20,58,244 20 Lacs+	33%

**Table: 10 lowest election expenses declared by MLAs**

\*\*on total expenses value indicates that the MLA has not provided the total in their affidavits, it has been calculated on the basis of details provided by them in the same

## Summary and Highlights of Funds Raised by MLAs in the West Bengal Assembly 2021 Elections

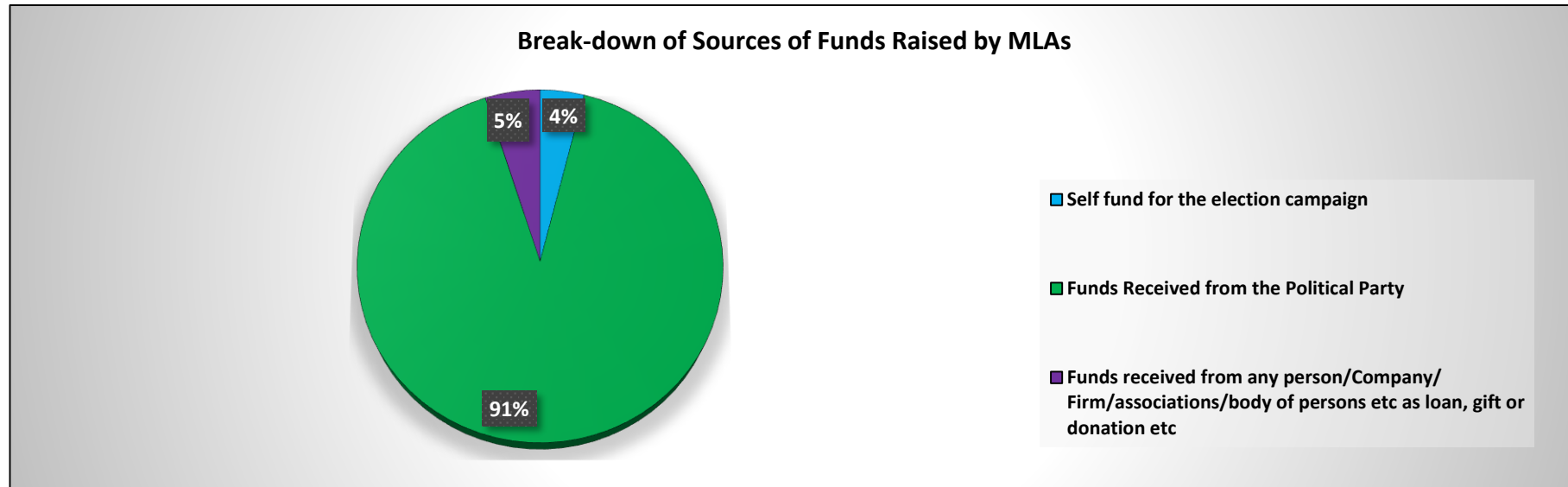


Figure: Percentage Break-down of Funds Raised by MLAs

- 1. Percentage break-down of funds received by MLAs:** Out of the total funds received by MLAs, **91% funds were raised from political parties**, **4% were raised by MLAs themselves** and **5% funds were raised from other sources**.
- 2. MLAs Who Raised Funds from Political Parties:** Out of the 291 MLAs analyzed, **287 (99%) MLAs** have declared that **they have received funds from political parties** and **4 (1%) MLAs** have declared that **they have not received any funds from political parties**.
- 3. MLAs Who Raised Funds through any person/ company/ firm/ associations/ body of persons etc as loan, gift or donation etc:** Out of the 291 MLAs analyzed, **153 (53%) MLAs** have declared that **they have received funds from any person/ company/ firm/ associations/ body**

Data in this Kit is presented in good faith, with an intention to inform voters. MLAs' Election Expenditure affidavits from the CEO Website (<http://ceowestbengal.nic.in/>) is the source of this analysis. Website:- [www.adrindia.org](http://www.adrindia.org), [www.myneta.info](http://www.myneta.info)

of persons etc as loan, gift or donation etc. and **138 (47%) MLAs** have declared that **they have not received any funds** from any person/ company/ firm/ associations/ body of persons etc as loan, gift or donation etc.

4. **Self-funds used for election campaign:** Out of the 291 MLAs analyzed, **267 (92%) MLAs** have declared that **they have used their own funds for their election campaign** and **24(8%) MLAs** have declared that **they have not used any of their own funds for their election campaign**
5. **Average funds raised from Political Parties (Party-wise):** On an average a MLA from **AITC** raised **92.19%** and on an average a MLA from **BJP** raised **87.27%** of his/her election expense funds from the political party.
6. **Average funds raised through any person/company/firm/associations/body of persons etc as loan, gift or donation etc (Party-wise):** On an average a MLA from **BJP** raised **6.85%** of his/her election expense funds from any person/company/firm/associations/body of persons etc. as loan, gift or donation. Similarly, a MLA from **AITC** raised on an average **4.72%** of their expense funds from any person/ company/ firm/ associations/ body of persons etc. as loan, gift or donation.

### Average self-funds used for Election Campaign (Party-wise)

S.No.	Party	No. of MLAs Analyzed	Average Total (Rs.)	Average Self Funds (Rs.)	% of Average Total
1	AITC	212	26,88,987.42 26 Lacs+	82,930.67 82 Thou+	3.08 %
2	BJP	77	17,11,726.18 17 Lacs+	1,01,536.79 1 Lacs+	5.93 %
3	Rashtriya Secular Majlis Party	1	12,89,000 12 Lacs+	7,82,000 7 Lacs+	60.66 %
4	IND	1	8,86,000 8 Lacs+	3,76,000 3 Lacs+	42.43 %

**Table: Average self-funds used for Election Campaign (Party-wise)**

### Average funds raised from Political Parties (Party-wise)

S.No.	Party	No. of MLAs Analyzed	Average Total (Rs.)	Average Party Funds (Rs.)	% of Average Total
1	AITC	212	26,88,987.42 26 Lacs+	24,79,051.71 24 Lacs+	92.19 %
2	BJP	77	17,11,726.18 17 Lacs+	14,93,882.25 14 Lacs+	87.27 %
3	Rashtriya Secular Majlis Party	1	12,89,000 12 Lacs+	0	0 %
4	IND	1	8,86,000 8 Lacs+	1,00,000 1 Lacs+	11.28 %

Table: Average funds raised from Political Parties (Party-wise)

### Average funds raised from Other Sources (Party-wise)

S.No.	Party	No. of MLAs Analyzed	Average Total (Rs.)	Average Funds from other organizations and bodies (Rs.)	% of Average Total
1	AITC	212	26,88,987.42 26 Lacs+	1,27,062.28 1 Lacs+	4.72 %
2	BJP	77	17,11,726.18 17 Lacs+	1,17,398.62 1 Lacs+	6.85 %
3	Rashtriya Secular Majlis Party	1	12,89,000 12 Lacs+	5,07,000 5 Lacs+	39.33 %
4	IND	1	8,86,000 8 Lacs+	4,10,000 4 Lacs+	46.27 %

Table: Average funds raised from Other Sources (Party-wise)

Data in this Kit is presented in good faith, with an intention to inform voters. MLAs' Election Expenditure affidavits from the CEO Website (<http://ceowestbengal.nic.in/>) is the source of this analysis. Website:- [www.adrindia.org](http://www.adrindia.org), [www.myneta.info](http://www.myneta.info)

### Election expenses declared by MLAs in West Bengal Assembly Elections, 2021: Full Details

S.No.	Name	District	Constituency	Party	Expenditure incurred by MLA			Expense Limit (Rs.)	Total expenses incurred (Rs.)	Difference between Total Expense incurred and Expense Limit (Rs.)	% of limit reached
					MLA/his election agent (Rs.)	By Political Party (Rs.)	Any other association/ body of persons/ individual (Rs.)				
1	Ganesh Chandra Mondal	South 24 Parganas	Kultali (Sc)	AITC	5,01,241	25,00,000	0	30,80,000 30 Lacs+	30,01,241 30 Lacs+	78,759 78 Thou+	97%
2	Becharam Manna	Hooghly	Singur	AITC	29,55,965	0	0	30,80,000 30 Lacs+	29,55,966 29 Lacs+	1,24,034 1 Lacs+	96%
3	Atta Surja Kanta	Paschim Medinipur	Narayangarh	AITC	25,00,180	0	4,48,690	30,80,000 30 Lacs+	29,48,870 29 Lacs+	1,31,130 1 Lacs+	96%
4	Toraf Hossain Mandal	Dakhsin Dinajpur	Kumarganj	AITC	24,99,915	0	4,27,708	30,80,000 30 Lacs+	29,27,616 29 Lacs+	1,52,384 1 Lacs+	95%
5	Rabindranath Chatterjee	Purba Bardhaman	Katwa	AITC	29,23,896	0	0	30,80,000 30 Lacs+	29,23,896 29 Lacs+	1,56,104 1 Lacs+	95%
6	Swapan Debnath	Purba Bardhaman	Purbasthali Dakshin	AITC	24,10,754	1,91,616	3,18,500	30,80,000 30 Lacs+	29,20,870 29 Lacs+	1,59,130 1 Lacs+	95%
7	Ajit Maity	Paschim Medinipur	Pingla	AITC	28,20,541	0	98,000	30,80,000 30 Lacs+	29,18,541 29 Lacs+	1,61,459 1 Lacs+	95%
8	Arundhuti Maitra (Lovely)	South 24 Parganas	Sonarpur Dakshin	AITC	0	29,12,755	0	30,80,000 30 Lacs+	29,12,755 29 Lacs+	1,67,245 1 Lacs+	95%
9	Rafikul Islam Mondal	North 24 Parganas	Basirhat Uttar	AITC	10,000	28,99,971	0	30,80,000 30 Lacs+	29,09,971 29 Lacs+	1,70,029 1 Lacs+	94%

Data in this Kit is presented in good faith, with an intention to inform voters. MLAs' Election Expenditure affidavits from the CEO Website (<http://ceowestbengal.nic.in/>) is the source of this analysis. Website:- [www.adrindia.org](http://www.adrindia.org), [www.myneta.info](http://www.myneta.info)

S.No.	Name	District	Constituency	Party	Expenditure incurred by MLA			Expense Limit (Rs.)	Total expenses incurred (Rs.)	Difference between Total Expense incurred and Expense Limit (Rs.)	% of limit reached
					MLA/his election agent (Rs.)	By Political Party (Rs.)	Any other association/ body of persons/ individual (Rs.)				
10	Uttam Barik	Purbo Medinipur	Patashpur	AITC	2,41,123	25,00,000	1,50,001	30,80,000 30 Lacs+	28,91,124 28 Lacs+	1,88,876 1 Lacs+	94%
11	Bivas Sardar (Vobo)	South 24 Parganas	Baruipur Purba (Sc)	AITC	5,000	24,08,231	4,74,400	30,80,000 30 Lacs+	28,87,631 28 Lacs+	1,92,369 1 Lacs+	94%
12	Parthasarathi Chatterjee	Nadia	Ranaghat Uttar Paschim	BJP	26,57,184	2,13,050	1,200	30,80,000 30 Lacs+	28,71,434 28 Lacs+	2,08,566 2 Lacs+	93%
13	Narendranath Chakraborty	Paschim Bardhaman	Pandabeswar	AITC	16,58,862	0	11,95,099	30,80,000 30 Lacs+	28,53,962 28 Lacs+	2,26,038 2 Lacs+	93%
14	Dr. Nirmal Maji	Howrah	Uluberia Uttar (Sc)	AITC	3,42,246	25,00,000	0	30,80,000 30 Lacs+	28,42,246 28 Lacs+	2,37,754 2 Lacs+	92%
15	Manturam Pakhira	South 24 Parganas	Kakdwip	AITC	28,17,539	0	0	30,80,000 30 Lacs+	28,17,539 28 Lacs+	2,62,461 2 Lacs+	91%
16	Phiroja Bibi	Purbo Medinipur	Panskura Paschim	AITC	28,15,020	0	0	30,80,000 30 Lacs+	28,15,020 28 Lacs+	2,64,980 2 Lacs+	91%
17	Ashis Marjit	Murshidabad	Khargram (Sc)	AITC	0	25,00,000	2,92,057	30,80,000 30 Lacs+	27,92,057 27 Lacs+	2,87,943 2 Lacs+	91%
18	Dr Mosarraf Hossain	Birbhum	Murarai	AITC	27,89,500	0	0	30,80,000 30 Lacs+	27,89,500 27 Lacs+	2,90,500 2 Lacs+	91%

Data in this Kit is presented in good faith, with an intention to inform voters. MLAs' Election Expenditure affidavits from the CEO Website (<http://ceowestbengal.nic.in/>) is the source of this analysis. Website:- [www.adrindia.org](http://www.adrindia.org), [www.myneta.info](http://www.myneta.info)

S.No.	Name	District	Constituency	Party	Expenditure incurred by MLA			Expense Limit (Rs.)	Total expenses incurred (Rs.)	Difference between Total Expense incurred and Expense Limit (Rs.)	% of limit reached
					MLA/his election agent (Rs.)	By Political Party (Rs.)	Any other association/ body of persons/ individual (Rs.)				
19	Aloke Jaldata	South 24 Parganas	Raidighi	AITC	27,77,812	0	0	30,80,000 30 Lacs+	27,77,812 27 Lacs+	3,02,188 3 Lacs+	90%
20	Mosaraf Hussen	Uttar Dinajpur	Itahar	AITC	26,51,287	0	92,210	30,80,000 30 Lacs+	27,43,497 27 Lacs+	3,36,503 3 Lacs+	89%
21	Somenath Shyam Ichini	North 24 Parganas	Jagatdal	AITC	27,12,545	0	3,800	30,80,000 30 Lacs+	27,16,345 27 Lacs+	3,63,655 3 Lacs+	88%
22	Deboprasad Bag (Poltu)	Purba Bardhaman	Kalna (Sc)	AITC	26,47,555	14,850	53,760	30,80,000 30 Lacs+	27,16,165 27 Lacs+	3,63,835 3 Lacs+	88%
23	Gias Uddin Molla	South 24 Parganas	Magrahat Paschim	AITC	27,04,702	0	0	30,80,000 30 Lacs+	27,04,702 27 Lacs+	3,75,298 3 Lacs+	88%
24	Bankim Chandra Hazra	South 24 Parganas	Sagar	AITC	27,04,590	0	0	30,80,000 30 Lacs+	27,04,590 27 Lacs+	3,75,410 3 Lacs+	88%
25	Rathin Ghosh	North 24 Parganas	Madhyamgram	AITC	25,78,837	0	1,11,205	30,80,000 30 Lacs+	26,90,042 26 Lacs+	3,89,958 3 Lacs+	87%
26	Manoranjan Bapari	Hooghly	Balagarh (Sc)	AITC	26,81,773	0	0	30,80,000 30 Lacs+	**26,81,773 26 Lacs+	3,98,227 3 Lacs+	87%
27	Asima Patra	Hooghly	Dhanekhali (Sc)	AITC	25,63,006	1,10,069	0	30,80,000 30 Lacs+	26,73,076 26 Lacs+	4,06,924 4 Lacs+	87%

Data in this Kit is presented in good faith, with an intention to inform voters. MLAs' Election Expenditure affidavits from the CEO Website (<http://ceowestbengal.nic.in/>) is the source of this analysis. Website:- [www.adrindia.org](http://www.adrindia.org), [www.myneta.info](http://www.myneta.info)

S.No.	Name	District	Constituency	Party	Expenditure incurred by MLA			Expense Limit (Rs.)	Total expenses incurred (Rs.)	Difference between Total Expense incurred and Expense Limit (Rs.)	% of limit reached
					MLA/his election agent (Rs.)	By Political Party (Rs.)	Any other association/ body of persons/ individual (Rs.)				
28	Sushanta Mahato	Purulia	Baghmundi	AITC	26,70,443	0	0	30,80,000 30 Lacs+	26,70,443 26 Lacs+	4,09,557 4 Lacs+	87%
29	Ujjal Biswas	Nadia	Krishnanagar Dakshin	AITC	26,52,197	0	0	30,80,000 30 Lacs+	26,52,197 26 Lacs+	4,27,803 4 Lacs+	86%
30	Rafiqur Rahaman	North 24 Parganas	Amdanga	AITC	1,48,134	25,00,000	0	30,80,000 30 Lacs+	26,48,134 26 Lacs+	4,31,866 4 Lacs+	86%
31	Nisith Kumar Malik	Purba Bardhaman	Bardhaman Uttar (Sc)	AITC	25,90,528	88,694	1,35,500	30,80,000 30 Lacs+	26,42,902 26 Lacs+	4,37,098 4 Lacs+	86%
32	Akhil Giri	Purbo Medinipur	Ramnagar	AITC	10,000	25,00,000	1,25,052	30,80,000 30 Lacs+	26,35,052 26 Lacs+	4,44,948 4 Lacs+	86%
33	Ramendu Sinharay	Hooghly	Tarakeswar	AITC	0	26,24,915	0	30,80,000 30 Lacs+	26,24,916 26 Lacs+	4,55,084 4 Lacs+	85%
34	Dr. Karabi Manna	Hooghly	Haripal	AITC	26,23,144	0	0	30,80,000 30 Lacs+	26,23,145 26 Lacs+	4,56,855 4 Lacs+	85%
35	Satyendra Nath Ray	Dakhsin Dinajpur	Gangarampur (Sc)	BJP	15,76,217	10,35,000	0	30,80,000 30 Lacs+	26,11,217 26 Lacs+	4,68,783 4 Lacs+	85%
36	Seuli Saha	Paschim Medinipur	Keshpur (Sc)	AITC	26,07,201	0	0	30,80,000 30 Lacs+	26,07,201 26 Lacs+	4,72,799 4 Lacs+	85%

Data in this Kit is presented in good faith, with an intention to inform voters. MLAs' Election Expenditure affidavits from the CEO Website (<http://ceowestbengal.nic.in/>) is the source of this analysis. Website:- [www.adrindia.org](http://www.adrindia.org), [www.myneta.info](http://www.myneta.info)

S.No.	Name	District	Constituency	Party	Expenditure incurred by MLA			Expense Limit (Rs.)	Total expenses incurred (Rs.)	Difference between Total Expense incurred and Expense Limit (Rs.)	% of limit reached
					MLA/his election agent (Rs.)	By Political Party (Rs.)	Any other association/ body of persons/ individual (Rs.)				
37	Saumen Kumar Mahapatra	Purbo Medinipur	Tamluk	AITC	65,000	25,39,167	0	30,80,000 30 Lacs+	26,04,167 26 Lacs+	4,75,833 4 Lacs+	85%
38	Dinen Roy	Paschim Medinipur	Kharagpur	AITC	25,98,164	0	0	30,80,000 30 Lacs+	25,98,164 25 Lacs+	4,81,836 4 Lacs+	84%
39	Tilak Kumar Chakraborty	Purbo Medinipur	Mahishadal	AITC	25,92,541	0	0	30,80,000 30 Lacs+	25,92,541 25 Lacs+	4,87,459 4 Lacs+	84%
40	Sankar Kumar Naskar	South 24 Parganas	Falta	AITC	25,82,367	0	0	30,80,000 30 Lacs+	25,82,367 25 Lacs+	4,97,633 4 Lacs+	84%
41	Paresh Ram Das	South 24 Parganas	Canning Paschim (Sc)	AITC	79,677	25,00,000	0	30,80,000 30 Lacs+	25,79,677 25 Lacs+	5,00,323 5 Lacs+	84%
42	Nihar Ranjan Ghosh	Malda	Chanchal	AITC	85,618	24,93,001	0	30,80,000 30 Lacs+	25,78,394 25 Lacs+	5,01,606 5 Lacs+	84%
43	Ali Mohammad	Murshidabad	Lalgola	AITC	75,789	24,99,995	0	30,80,000 30 Lacs+	25,75,789 25 Lacs+	5,04,211 5 Lacs+	84%
44	Srikanta Mahata	Paschim Medinipur	Salboni	AITC	25,56,722	0	0	30,80,000 30 Lacs+	25,56,722 25 Lacs+	5,23,278 5 Lacs+	83%
45	Dr. Saptarshi Banerjee	North 24 Parganas	Basirhat Dakshin	AITC	25,51,659	0	0	30,80,000 30 Lacs+	25,51,659 25 Lacs+	5,28,341 5 Lacs+	83%

Data in this Kit is presented in good faith, with an intention to inform voters. MLAs' Election Expenditure affidavits from the CEO Website (<http://ceowestbengal.nic.in/>) is the source of this analysis. Website:- [www.adrindia.org](http://www.adrindia.org), [www.myneta.info](http://www.myneta.info)

S.No.	Name	District	Constituency	Party	Expenditure incurred by MLA			Expense Limit (Rs.)	Total expenses incurred (Rs.)	Difference between Total Expense incurred and Expense Limit (Rs.)	% of limit reached
					MLA/his election agent (Rs.)	By Political Party (Rs.)	Any other association/ body of persons/ individual (Rs.)				
46	Sadhan Pande	Kolkata North	Maniktala	AITC	24,63,894	36,000	35,000	30,80,000 30 Lacs+	25,34,894 25 Lacs+	5,45,106 5 Lacs+	82%
47	Uttara Singha Hazra	Paschim Medinipur	Garbeta	AITC	25,29,863	0	0	30,80,000 30 Lacs+	25,29,863 25 Lacs+	5,50,137 5 Lacs+	82%
48	Ashoke Dinda	Purbo Medinipur	Moyna	BJP	23,73,597	1,53,050	0	30,80,000 30 Lacs+	25,26,647 25 Lacs+	5,53,353 5 Lacs+	82%
49	Satyajit Barman	Uttar Dinajpur	Hemtabad (Sc)	AITC	25,24,042	0	0	30,80,000 30 Lacs+	25,24,042 25 Lacs+	5,55,958 5 Lacs+	82%
50	Debnath Hansda	Jhargram	Binpur (St)	AITC	25,22,719	0	0	30,80,000 30 Lacs+	25,22,719 25 Lacs+	5,57,281 5 Lacs+	82%
51	Abdul Soumik Hossain	Murshidabad	Raninagar	AITC	24,22,693	0	1,00,006	30,80,000 30 Lacs+	25,22,699 25 Lacs+	5,57,301 5 Lacs+	82%
52	Bimalendu Sinha Roy	Nadia	Karimpur	AITC	20,000	25,00,000	2,293	30,80,000 30 Lacs+	25,22,293 25 Lacs+	5,57,707 5 Lacs+	82%
53	Bikash Roychoudhury	Birbhum	Suri	AITC	25,19,861	0	0	30,80,000 30 Lacs+	25,19,861 25 Lacs+	5,60,139 5 Lacs+	82%
54	Manoj Tiwary	Howrah	Shibpur	AITC	25,18,492	0	0	30,80,000 30 Lacs+	25,18,492 25 Lacs+	5,61,508 5 Lacs+	82%

Data in this Kit is presented in good faith, with an intention to inform voters. MLAs' Election Expenditure affidavits from the CEO Website (<http://ceowestbengal.nic.in/>) is the source of this analysis. Website:- [www.adrindia.org](http://www.adrindia.org), [www.myneta.info](http://www.myneta.info)

S.No.	Name	District	Constituency	Party	Expenditure incurred by MLA			Expense Limit (Rs.)	Total expenses incurred (Rs.)	Difference between Total Expense incurred and Expense Limit (Rs.)	% of limit reached
					MLA/his election agent (Rs.)	By Political Party (Rs.)	Any other association/ body of persons/ individual (Rs.)				
55	Brtiyabrata Basu	North 24 Parganas	Dum Dum	AITC	25,18,165	0	0	30,80,000 30 Lacs+	25,18,165 25 Lacs+	5,61,835 5 Lacs+	82%
56	Biman Banerjee	South 24 Parganas	Baruipur Paschim	AITC	25,17,699	0	0	30,80,000 30 Lacs+	25,17,699 25 Lacs+	5,62,301 5 Lacs+	82%
57	Baren Chandra Barman	Coochbehar	Sitalkuchi (Sc)	BJP	5,82,218	19,33,574	0	30,80,000 30 Lacs+	25,15,793 25 Lacs+	5,64,207 5 Lacs+	82%
58	Jafikul Islam	Murshidabad	Domkal	AITC	25,15,111	0	0	30,80,000 30 Lacs+	25,15,111 25 Lacs+	5,64,889 5 Lacs+	82%
59	Tapas Kumar Saha	Nadia	Tehatta	AITC	10,000	11,24,449	0	30,80,000 30 Lacs+	25,10,000 25 Lacs+	5,70,000 5 Lacs+	81%
60	Hasanuzzaman Sk	Murshidabad	Beldanga	AITC	25,10,000	0	0	30,80,000 30 Lacs+	25,10,000 25 Lacs+	5,70,000 5 Lacs+	81%
61	Bina Mondal	North 24 Parganas	Swarupnagar (Sc)	AITC	9,000	25,00,000	0	30,80,000 30 Lacs+	25,09,000 25 Lacs+	5,71,000 5 Lacs+	81%
62	Bidhan Chandra Majhi	Birbhum	Nanoor (Sc)	AITC	25,03,783	0	4,943	30,80,000 30 Lacs+	25,08,762 25 Lacs+	5,71,238 5 Lacs+	81%
63	Tajmul Hossain	Malda	Harischandrapur	AITC	25,07,450	0	0	30,80,000 30 Lacs+	25,07,452 25 Lacs+	5,72,548 5 Lacs+	81%

Data in this Kit is presented in good faith, with an intention to inform voters. MLAs' Election Expenditure affidavits from the CEO Website (<http://ceowestbengal.nic.in/>) is the source of this analysis. Website:- [www.adrindia.org](http://www.adrindia.org), [www.myneta.info](http://www.myneta.info)

S.No.	Name	District	Constituency	Party	Expenditure incurred by MLA			Expense Limit (Rs.)	Total expenses incurred (Rs.)	Difference between Total Expense incurred and Expense Limit (Rs.)	% of limit reached
					MLA/his election agent (Rs.)	By Political Party (Rs.)	Any other association/ body of persons/ individual (Rs.)				
64	Mamata Bhunia	Paschim Medinipur	Daspur	AITC	25,06,408	0	0	30,80,000 30 Lacs+	25,06,405 25 Lacs+	5,73,595 5 Lacs+	81%
65	Kanai Chandra Mondal	Murshidabad	Nabagram (Sc)	AITC	25,06,317	0	0	30,80,000 30 Lacs+	25,06,317 25 Lacs+	5,73,683 5 Lacs+	81%
66	Shyamal Mondal	South 24 Parganas	Basanti (Sc)	AITC	5,000	25,00,000	230	30,80,000 30 Lacs+	25,05,230 25 Lacs+	5,74,770 5 Lacs+	81%
67	Budhrai Tudu	Dakhsin Dinajpur	Tapan (St)	BJP	15,04,995	9,99,075	0	30,80,000 30 Lacs+	25,04,070 25 Lacs+	5,75,930 5 Lacs+	81%
68	Dr. Sudipto Roy	Hooghly	Sreerampur	AITC	25,02,461	0	0	30,80,000 30 Lacs+	25,02,461 25 Lacs+	5,77,539 5 Lacs+	81%
69	Krishna Kalyani	Uttar Dinajpur	Raiganj	BJP	18,43,521	6,57,190	0	30,80,000 30 Lacs+	25,00,711 25 Lacs+	5,79,289 5 Lacs+	81%
70	Abdur Razzak	Murshidabad	Jalangi	AITC	0	25,00,157	0	30,80,000 30 Lacs+	25,00,157 25 Lacs+	5,79,843 5 Lacs+	81%
71	Alok Mukherjee	Bankura	Barjora	AITC	0	25,00,000	0	30,80,000 30 Lacs+	25,00,000 25 Lacs+	5,80,000 5 Lacs+	81%
72	Sukumar Mahata	North 24 Parganas	Sandeshkhali (St)	AITC	24,99,984	0	0	30,80,000 30 Lacs+	24,99,984 24 Lacs+	5,80,016 5 Lacs+	81%

Data in this Kit is presented in good faith, with an intention to inform voters. MLAs' Election Expenditure affidavits from the CEO Website (<http://ceowestbengal.nic.in/>) is the source of this analysis. Website:- [www.adrindia.org](http://www.adrindia.org), [www.myneta.info](http://www.myneta.info)

S.No.	Name	District	Constituency	Party	Expenditure incurred by MLA			Expense Limit (Rs.)	Total expenses incurred (Rs.)	Difference between Total Expense incurred and Expense Limit (Rs.)	% of limit reached
					MLA/his election agent (Rs.)	By Political Party (Rs.)	Any other association/ body of persons/ individual (Rs.)				
73	Rajendra Prasad Singh (Raju Singh)	Birbhum	Nalhathi	AITC	24,98,900	0	0	30,80,000 30 Lacs+	24,98,900 24 Lacs+	5,81,100 5 Lacs+	81%
74	Nilabati Saha	Birbhum	Sainthia (Sc)	AITC	24,98,100	0	0	30,80,000 30 Lacs+	24,98,100 24 Lacs+	5,81,900 5 Lacs+	81%
75	Jiban Krishna Saha	Murshidabad	Burwan (Sc)	AITC	24,93,918	0	0	30,80,000 30 Lacs+	24,93,918 24 Lacs+	5,86,082 5 Lacs+	81%
76	Usha Rani Mondal	North 24 Parganas	Minakhan (Sc)	AITC	24,93,157	0	0	30,80,000 30 Lacs+	**24,93,157 24 Lacs+	5,86,843 5 Lacs+	81%
77	Partha Chatterjee	South 24 Parganas	Behala Paschim	AITC	17,75,684	53,750	6,61,880	30,80,000 30 Lacs+	24,91,314 24 Lacs+	5,88,686 5 Lacs+	81%
78	Rabiul Alam Chowdhury	Murshidabad	Rejinagar	AITC	24,85,050	0	0	30,80,000 30 Lacs+	24,85,050 24 Lacs+	5,94,950 5 Lacs+	81%
79	Nirmal Ghosh	North 24 Parganas	Panihati	AITC	24,83,928	0	0	30,80,000 30 Lacs+	24,83,928 24 Lacs+	5,96,072 5 Lacs+	81%
80	Abdur Rahim Quazi	North 24 Parganas	Baduria	AITC	24,82,000	0	0	30,80,000 30 Lacs+	24,82,000 24 Lacs+	5,98,000 5 Lacs+	81%
81	Sahina Momtaz Khan	Murshidabad	Nowda	AITC	24,45,389	0	36,600	30,80,000 30 Lacs+	24,81,989 24 Lacs+	5,98,011 5 Lacs+	81%

Data in this Kit is presented in good faith, with an intention to inform voters. MLAs' Election Expenditure affidavits from the CEO Website (<http://ceowestbengal.nic.in/>) is the source of this analysis. Website:- [www.adrindia.org](http://www.adrindia.org), [www.myneta.info](http://www.myneta.info)

S.No.	Name	District	Constituency	Party	Expenditure incurred by MLA			Expense Limit (Rs.)	Total expenses incurred (Rs.)	Difference between Total Expense incurred and Expense Limit (Rs.)	% of limit reached
					MLA/his election agent (Rs.)	By Political Party (Rs.)	Any other association/ body of persons/ individual (Rs.)				
82	Arindam Guin (Bubai)	Hooghly	Champdani	AITC	24,80,012	0	0	30,80,000 30 Lacs+	24,80,012 24 Lacs+	5,99,988 5 Lacs+	81%
83	Kallol Khan	Nadia	Nakashipara	AITC	24,77,708	0	0	30,80,000 30 Lacs+	24,77,698 24 Lacs+	6,02,302 6 Lacs+	80%
84	Dipak Barman	Alipurduar	Falakata (Sc)	BJP	24,59,630	0	0	30,80,000 30 Lacs+	24,59,630 24 Lacs+	6,20,370 6 Lacs+	80%
85	Khokan Das	Purba Bardhaman	Bardhaman Dakshin	AITC	23,76,140	0	81,350	30,80,000 30 Lacs+	24,57,490 24 Lacs+	6,22,510 6 Lacs+	80%
86	Rahima Mondal	North 24 Parganas	Deganga	AITC	24,56,919	0	0	30,80,000 30 Lacs+	24,56,919 24 Lacs+	6,23,081 6 Lacs+	80%
87	Pannalal Halder	South 24 Parganas	Diamond Harbour	AITC	24,55,950	0	0	30,80,000 30 Lacs+	24,55,950 24 Lacs+	6,24,050 6 Lacs+	80%
88	Mrityunjoy Murmu	Bankura	Raipur (St)	AITC	23,80,047	0	66,880	30,80,000 30 Lacs+	24,46,927 24 Lacs+	6,33,073 6 Lacs+	79%
89	Jyotsna Mandi	Bankura	Ranibandh (St)	AITC	24,44,911	0	0	30,80,000 30 Lacs+	24,44,911 24 Lacs+	6,35,089 6 Lacs+	79%
90	Rabindra Nath Maity	Purbo Medinipur	Bhagabanpur	BJP	16,75,257	7,68,255	0	30,80,000 30 Lacs+	24,43,512 24 Lacs+	6,36,488 6 Lacs+	79%

Data in this Kit is presented in good faith, with an intention to inform voters. MLAs' Election Expenditure affidavits from the CEO Website (<http://ceowestbengal.nic.in/>) is the source of this analysis. Website:- [www.adrindia.org](http://www.adrindia.org), [www.myneta.info](http://www.myneta.info)

S.No.	Name	District	Constituency	Party	Expenditure incurred by MLA			Expense Limit (Rs.)	Total expenses incurred (Rs.)	Difference between Total Expense incurred and Expense Limit (Rs.)	% of limit reached
					MLA/his election agent (Rs.)	By Political Party (Rs.)	Any other association/ body of persons/ individual (Rs.)				
91	Kanchan Mullick	Hooghly	Uttarpara	AITC	24,43,434	0	0	30,80,000 30 Lacs+	24,43,434 24 Lacs+	6,36,566 6 Lacs+	79%
92	Nabin Chandra Bag	Purba Bardhaman	Khandaghosh (Sc)	AITC	24,43,019	0	0	30,80,000 30 Lacs+	24,43,019 24 Lacs+	6,36,981 6 Lacs+	79%
93	Vivekananda Bauri	Purulia	Raghunathpur (Sc)	BJP	15,78,763	8,51,000	0	30,80,000 30 Lacs+	24,29,763 24 Lacs+	6,50,237 6 Lacs+	79%
94	Dr. Khagendra Nath Mahata	Jhargram	Gopiballavpur	AITC	24,25,885	0	0	30,80,000 30 Lacs+	24,25,885 24 Lacs+	6,54,115 6 Lacs+	79%
95	Firdousi Begum	South 24 Parganas	Sonarpur Uttar	AITC	15,000	24,00,294	0	30,80,000 30 Lacs+	24,15,294 24 Lacs+	6,64,706 6 Lacs+	78%
96	Kalipada Mandal	Howrah	Shyampur	AITC	23,10,629	1,00,148	0	30,80,000 30 Lacs+	24,10,777 24 Lacs+	6,69,223 6 Lacs+	78%
97	Dr. Asok Kumar Chattopadhyay	Birbhum	Hansan	AITC	24,08,194	0	0	30,80,000 30 Lacs+	24,08,194 24 Lacs+	6,71,806 6 Lacs+	78%
98	Birbaha Hansda	Jhargram	Jhargram	AITC	24,05,217	0	0	30,80,000 30 Lacs+	24,05,217 24 Lacs+	6,74,783 6 Lacs+	78%
99	Sandhyarani Tudu	Purulia	Manbazar (St)	AITC	24,01,226	0	0	30,80,000 30 Lacs+	24,01,266 24 Lacs+	6,78,734 6 Lacs+	78%

Data in this Kit is presented in good faith, with an intention to inform voters. MLAs' Election Expenditure affidavits from the CEO Website (<http://ceowestbengal.nic.in/>) is the source of this analysis. Website:- [www.adrindia.org](http://www.adrindia.org), [www.myneta.info](http://www.myneta.info)

S.No.	Name	District	Constituency	Party	Expenditure incurred by MLA			Expense Limit (Rs.)	Total expenses incurred (Rs.)	Difference between Total Expense incurred and Expense Limit (Rs.)	% of limit reached
					MLA/his election agent (Rs.)	By Political Party (Rs.)	Any other association/ body of persons/ individual (Rs.)				
100	Sujit Bose	North 24 Parganas	Bidhannagar	AITC	23,90,033	0	0	30,80,000 30 Lacs+	23,90,033 23 Lacs+	6,89,967 6 Lacs+	78%
101	Raju Chakraborty (Raj)	North 24 Parganas	Barrackpur	AITC	23,79,514	0	0	30,80,000 30 Lacs+	23,79,514 23 Lacs+	7,00,486 7 Lacs+	77%
102	Adhikari Suvendu	Purbo Medinipur	Nandigram	BJP	20,98,318	2,63,448	0	30,80,000 30 Lacs+	23,62,126 23 Lacs+	7,17,874 7 Lacs+	77%
103	Nadiar Chand Bouri	Purulia	Para (Sc)	BJP	15,08,134	8,50,000	0	30,80,000 30 Lacs+	23,58,134 23 Lacs+	7,21,866 7 Lacs+	77%
104	Jayanta Naskar	South 24 Parganas	Gosaba (Sc)	AITC	5,696	23,43,309	0	30,80,000 30 Lacs+	23,49,005 23 Lacs+	7,30,995 7 Lacs+	76%
105	Soham Chakraborty	Purbo Medinipur	Chandipur	AITC	23,48,375	0	0	30,80,000 30 Lacs+	23,48,377 23 Lacs+	7,31,623 7 Lacs+	76%
106	Madan Mitra	North 24 Parganas	Kamarhati	AITC	10,000	23,28,536	0	30,80,000 30 Lacs+	23,38,536 23 Lacs+	7,41,464 7 Lacs+	76%
107	Ajay Kumar Poddar	Paschim Bardhaman	Kulti	BJP	15,13,529	3,01,583	5,15,067	30,80,000 30 Lacs+	23,30,179 23 Lacs+	7,49,821 7 Lacs+	76%
108	Bulu Chik Baraik	Jalpaiguri	Mal (St)	AITC	23,25,377	0	0	30,80,000 30 Lacs+	**23,25,377 23 Lacs+	7,54,623 7 Lacs+	75%

Data in this Kit is presented in good faith, with an intention to inform voters. MLAs' Election Expenditure affidavits from the CEO Website (<http://ceowestbengal.nic.in/>) is the source of this analysis. Website:- [www.adrindia.org](http://www.adrindia.org), [www.myneta.info](http://www.myneta.info)

S.No.	Name	District	Constituency	Party	Expenditure incurred by MLA			Expense Limit (Rs.)	Total expenses incurred (Rs.)	Difference between Total Expense incurred and Expense Limit (Rs.)	% of limit reached
					MLA/his election agent (Rs.)	By Political Party (Rs.)	Any other association/ body of persons/ individual (Rs.)				
109	Kamalakanta Hansda	Purulia	Kashipur	BJP	15,12,785	8,10,501	0	30,80,000 30 Lacs+	23,23,286 23 Lacs+	7,56,714 7 Lacs+	75%
110	Chandana Sarkar	Malda	Baisnabnagar	AITC	23,20,000	0	0	30,80,000 30 Lacs+	23,20,000 23 Lacs+	7,60,000 7 Lacs+	75%
111	Asish Banerjee	Birbhum	Rampurhat	AITC	23,19,029	0	0	30,80,000 30 Lacs+	23,19,029 23 Lacs+	7,60,971 7 Lacs+	75%
112	Mohan Chandra Naskar	South 24 Parganas	Satgachhia	AITC	0	22,04,557	1,08,750	30,80,000 30 Lacs+	23,13,307 23 Lacs+	7,66,693 7 Lacs+	75%
113	Tapan Dasgupta	Hooghly	Saptagram	AITC	23,13,243	0	0	30,80,000 30 Lacs+	23,13,243 23 Lacs+	7,66,757 7 Lacs+	75%
114	Md Abdul Ghani	Malda	Sujapur	AITC	10,000	23,00,704	0	30,80,000 30 Lacs+	23,10,704 23 Lacs+	7,69,296 7 Lacs+	75%
115	Sudip Kumar Mukherjee	Purulia	Purulia	BJP	15,04,611	8,00,000	0	30,80,000 30 Lacs+	23,04,611 23 Lacs+	7,75,389 7 Lacs+	75%
116	Samir Kumar Jana	South 24 Parganas	Patharpratima	AITC	22,96,246	0	0	30,80,000 30 Lacs+	22,96,246 22 Lacs+	7,83,754 7 Lacs+	75%
117	Humayun Kabir	Paschim Medinipur	Debra	AITC	22,90,774	0	0	30,80,000 30 Lacs+	22,90,774 22 Lacs+	7,89,226 7 Lacs+	74%

Data in this Kit is presented in good faith, with an intention to inform voters. MLAs' Election Expenditure affidavits from the CEO Website (<http://ceowestbengal.nic.in/>) is the source of this analysis. Website:- [www.adrindia.org](http://www.adrindia.org), [www.myneta.info](http://www.myneta.info)

S.No.	Name	District	Constituency	Party	Expenditure incurred by MLA			Expense Limit (Rs.)	Total expenses incurred (Rs.)	Difference between Total Expense incurred and Expense Limit (Rs.)	% of limit reached
					MLA/his election agent (Rs.)	By Political Party (Rs.)	Any other association/ body of persons/ individual (Rs.)				
118	Subodh Adhikary	North 24 Parganas	Bijpur	AITC	22,86,700	0	0	30,80,000 30 Lacs+	22,86,700 22 Lacs+	7,93,300 7 Lacs+	74%
119	Vivek Gupta	Kolkata North	Jorasanko	AITC	20,85,364	1,98,369	0	30,80,000 30 Lacs+	22,83,733 22 Lacs+	7,96,267 7 Lacs+	74%
120	Dilip Mondal	South 24 Parganas	Bishnupur (Sc)	AITC	20,53,144	0	2,19,774	30,80,000 30 Lacs+	22,72,918 22 Lacs+	8,07,082 8 Lacs+	74%
121	Priya Paul	Howrah	Sankrail (Sc)	AITC	20,79,900	1,88,278	0	30,80,000 30 Lacs+	22,68,168 22 Lacs+	8,11,832 8 Lacs+	74%
122	Subrata Maitra (Kanchan)	Murshidabad	Baharampur	BJP	15,37,050	6,79,359	46,266	30,80,000 30 Lacs+	22,62,675 22 Lacs+	8,17,325 8 Lacs+	73%
123	Jogaranjan Halder	South 24 Parganas	Kulpi	AITC	22,56,222	0	0	30,80,000 30 Lacs+	22,56,222 22 Lacs+	8,23,778 8 Lacs+	73%
124	Chandrima Bhattacharya	North 24 Parganas	Dum Dum Uttar	AITC	22,56,199	0	0	30,80,000 30 Lacs+	**22,56,199 22 Lacs+	8,23,801 8 Lacs+	73%
125	Paresh Paul	Kolkata North	Belegkata	AITC	0	21,67,545	0	30,80,000 30 Lacs+	22,53,181 22 Lacs+	8,26,819 8 Lacs+	73%
126	Paresh Murmu	Paschim Medinipur	Keshiary (St)	AITC	22,51,953	0	0	30,80,000 30 Lacs+	22,51,953 22 Lacs+	8,28,047 8 Lacs+	73%

Data in this Kit is presented in good faith, with an intention to inform voters. MLAs' Election Expenditure affidavits from the CEO Website (<http://ceowestbengal.nic.in/>) is the source of this analysis. Website:- [www.adrindia.org](http://www.adrindia.org), [www.myneta.info](http://www.myneta.info)

S.No.	Name	District	Constituency	Party	Expenditure incurred by MLA			Expense Limit (Rs.)	Total expenses incurred (Rs.)	Difference between Total Expense incurred and Expense Limit (Rs.)	% of limit reached
					MLA/his election agent (Rs.)	By Political Party (Rs.)	Any other association/ body of persons/ individual (Rs.)				
127	Biplab Mitra	Dakhsin Dinajpur	Harirampur	AITC	22,51,272	0	0	30,80,000 30 Lacs+	22,51,273 22 Lacs+	8,28,727 8 Lacs+	73%
128	Nepal Ghorui	Purba Bardhaman	Galsi (Sc)	AITC	20,63,180	1,87,500	0	30,80,000 30 Lacs+	22,50,680 22 Lacs+	8,29,320 8 Lacs+	73%
129	Jagannath Sarkar	Nadia	Santipur	BJP	14,81,822	7,54,400	12,165	30,80,000 30 Lacs+	22,48,387 22 Lacs+	8,31,613 8 Lacs+	73%
130	Rajib Lochan Saren	Purulia	Bandwan (St)	AITC	22,41,156	0	0	30,80,000 30 Lacs+	22,40,654 22 Lacs+	8,39,346 8 Lacs+	73%
131	Biswanath Das	South 24 Parganas	Jaynagar (Sc)	AITC	22,35,678	0	0	30,80,000 30 Lacs+	22,35,678 22 Lacs+	8,44,322 8 Lacs+	73%
132	June Maliah	Paschim Medinipur	Medinipur	AITC	16,93,621	5,39,396	0	30,80,000 30 Lacs+	22,33,017 22 Lacs+	8,46,983 8 Lacs+	73%
133	Nandita Chowdhury	Howrah	Howrah Dakshin	AITC	22,23,490	0	0	30,80,000 30 Lacs+	22,23,490 22 Lacs+	8,56,510 8 Lacs+	72%
134	Indranil Sen	Hooghly	Chandannagar	AITC	22,22,344	0	0	30,80,000 30 Lacs+	22,22,344 22 Lacs+	8,57,656 8 Lacs+	72%
135	Nikhil Ranjan Dey	Coochbehar	Coochbehar Dakshin	BJP	22,15,048	0	0	30,80,000 30 Lacs+	22,15,048 22 Lacs+	8,64,952 8 Lacs+	72%

Data in this Kit is presented in good faith, with an intention to inform voters. MLAs' Election Expenditure affidavits from the CEO Website (<http://ceowestbengal.nic.in/>) is the source of this analysis. Website:- [www.adrindia.org](http://www.adrindia.org), [www.myneta.info](http://www.myneta.info)

S.No.	Name	District	Constituency	Party	Expenditure incurred by MLA			Expense Limit (Rs.)	Total expenses incurred (Rs.)	Difference between Total Expense incurred and Expense Limit (Rs.)	% of limit reached
					MLA/his election agent (Rs.)	By Political Party (Rs.)	Any other association/ body of persons/ individual (Rs.)				
136	Madhusudan Bag	Hooghly	Arambag (Sc)	BJP	15,91,124	6,21,985	0	30,80,000 30 Lacs+	22,13,114 22 Lacs+	8,66,886 8 Lacs+	72%
137	Sekh Sahonawez	Purba Bardhaman	Ketugram	AITC	20,14,752	0	1,95,504	30,80,000 30 Lacs+	22,10,256 22 Lacs+	8,69,744 8 Lacs+	72%
138	Lakshman Chandra Ghorui	Paschim Bardhaman	Durgapur Paschim	BJP	14,98,928	2,63,963	4,45,602	30,80,000 30 Lacs+	22,08,493 22 Lacs+	8,71,507 8 Lacs+	72%
139	Ashok Kirtania	North 24 Parganas	Bangaon Uttar (Sc)	BJP	18,80,374	2,00,000	1,24,100	30,80,000 30 Lacs+	22,04,474 22 Lacs+	8,75,526 8 Lacs+	72%
140	Mukul Roy	Nadia	Krishnanagar Uttar	BJP	17,05,481	4,98,500	0	30,80,000 30 Lacs+	22,03,981 22 Lacs+	8,76,019 8 Lacs+	72%
141	Shampa Dhara	Purba Bardhaman	Raina (Sc)	AITC	22,01,118	0	0	30,80,000 30 Lacs+	22,01,118 22 Lacs+	8,78,882 8 Lacs+	71%
142	Neeraj Tamang Zimba	Darjeeling	Darjeeling	BJP	14,25,145	7,75,660	0	30,80,000 30 Lacs+	22,00,805 22 Lacs+	8,79,195 8 Lacs+	71%
143	Biplab Roy Chowdhury	Purbo Medinipur	Panskura Purba	AITC	21,98,544	0	0	30,80,000 30 Lacs+	21,98,544 21 Lacs+	8,81,456 8 Lacs+	71%
144	Dulal Chandra Das	South 24 Parganas	Maheshtala	AITC	20,000	14,72,725	6,90,000	30,80,000 30 Lacs+	21,82,725 21 Lacs+	8,97,275 8 Lacs+	71%

Data in this Kit is presented in good faith, with an intention to inform voters. MLAs' Election Expenditure affidavits from the CEO Website (<http://ceowestbengal.nic.in/>) is the source of this analysis. Website:- [www.adrindia.org](http://www.adrindia.org), [www.myneta.info](http://www.myneta.info)

S.No.	Name	District	Constituency	Party	Expenditure incurred by MLA			Expense Limit (Rs.)	Total expenses incurred (Rs.)	Difference between Total Expense incurred and Expense Limit (Rs.)	% of limit reached
					MLA/his election agent (Rs.)	By Political Party (Rs.)	Any other association/ body of persons/ individual (Rs.)				
145	Tarun Kumar Maity	Purbo Medinipur	Egra	AITC	10,181	21,59,515	0	30,80,000 30 Lacs+	21,69,696 21 Lacs+	9,10,304 9 Lacs+	70%
146	Pradip Mazumdar	Paschim Bardhaman	Durgapur Purba	AITC	21,68,346	0	0	30,80,000 30 Lacs+	21,68,346 21 Lacs+	9,11,654 9 Lacs+	70%
147	Susanta Ghosh	Hooghly	Khanakul	BJP	15,15,319	6,48,968	0	30,80,000 30 Lacs+	21,64,288 21 Lacs+	9,15,712 9 Lacs+	70%
148	Anup Kumar Saha	Birbhum	Dubrajpur (Sc)	BJP	19,37,359	2,24,495	0	30,80,000 30 Lacs+	21,61,854 21 Lacs+	9,18,146 9 Lacs+	70%
149	Sushil Barman	Coochbehar	Mathabhanga (Sc)	BJP	24,000	16,33,746	5,00,000	30,80,000 30 Lacs+	21,57,746 21 Lacs+	9,22,254 9 Lacs+	70%
150	Bidesh Ranjan Bose	Howrah	Uluberia Purba	AITC	21,49,253	0	0	30,80,000 30 Lacs+	21,49,253 21 Lacs+	9,30,747 9 Lacs+	70%
151	Arup Chakraborty	Bankura	Taldangra	AITC	21,41,096	0	0	30,80,000 30 Lacs+	21,41,096 21 Lacs+	9,38,904 9 Lacs+	70%
152	Sikha Chatterjee	Jalpaiguri	Dabgram-Fulbari	BJP	15,41,016	3,76,511	2,17,685	30,80,000 30 Lacs+	21,35,212 21 Lacs+	9,44,788 9 Lacs+	69%
153	Md. Ghulam Rabbani	Uttar Dinajpur	Goalpokhar	AITC	21,33,354	0	0	30,80,000 30 Lacs+	21,33,354 21 Lacs+	9,46,646 9 Lacs+	69%

Data in this Kit is presented in good faith, with an intention to inform voters. MLAs' Election Expenditure affidavits from the CEO Website (<http://ceowestbengal.nic.in/>) is the source of this analysis. Website:- [www.adrindia.org](http://www.adrindia.org), [www.myneta.info](http://www.myneta.info)

S.No.	Name	District	Constituency	Party	Expenditure incurred by MLA			Expense Limit (Rs.)	Total expenses incurred (Rs.)	Difference between Total Expense incurred and Expense Limit (Rs.)	% of limit reached
					MLA/his election agent (Rs.)	By Political Party (Rs.)	Any other association/ body of persons/ individual (Rs.)				
154	Humayun Kabir	Murshidabad	Bharatpur	AITC	21,12,350	0	0	30,80,000 30 Lacs+	21,12,350 21 Lacs+	9,67,650 9 Lacs+	69%
155	Ahmed Javed Khan	South 24 Parganas	Kasba	AITC	20,22,641	0	80,300	30,80,000 30 Lacs+	21,02,941 21 Lacs+	9,77,059 9 Lacs+	68%
156	Hareram Singh	Paschim Bardhaman	Jamuria	AITC	21,02,160	0	0	30,80,000 30 Lacs+	21,02,160 21 Lacs+	9,77,840 9 Lacs+	68%
157	Arup Dhara	Paschim Medinipur	Chandrakona (Sc)	AITC	20,99,939	0	0	30,80,000 30 Lacs+	20,99,939 20 Lacs+	9,80,061 9 Lacs+	68%
158	Bikram Chandra Pradhan	Paschim Medinipur	Dantan	AITC	20,86,066	0	0	30,80,000 30 Lacs+	20,86,066 20 Lacs+	9,93,934 9 Lacs+	68%
159	Abhijit Sinha (Rana)	Birbhum	Labpur	AITC	20,82,933	0	0	30,80,000 30 Lacs+	20,82,933 20 Lacs+	9,97,067 9 Lacs+	68%
160	Arunava Sen (Raja)	Howrah	Bagnan	AITC	0	0	0	30,80,000 30 Lacs+	20,75,201 20 Lacs+	10,04,799 10 Lacs+	67%
161	Biswajit Das	North 24 Parganas	Bagda (Sc)	BJP	20,12,211	51,000	0	30,80,000 30 Lacs+	**20,63,211 20 Lacs+	10,16,789 10 Lacs+	67%
162	Gautam Chowdhuri	Howrah	Howrah Uttar	AITC	20,61,117	0	0	30,80,000 30 Lacs+	20,61,117 20 Lacs+	10,18,883 10 Lacs+	67%

Data in this Kit is presented in good faith, with an intention to inform voters. MLAs' Election Expenditure affidavits from the CEO Website (<http://ceowestbengal.nic.in/>) is the source of this analysis. Website:- [www.adrindia.org](http://www.adrindia.org), [www.myneta.info](http://www.myneta.info)

S.No.	Name	District	Constituency	Party	Expenditure incurred by MLA			Expense Limit (Rs.)	Total expenses incurred (Rs.)	Difference between Total Expense incurred and Expense Limit (Rs.)	% of limit reached
					MLA/his election agent (Rs.)	By Political Party (Rs.)	Any other association/ body of persons/ individual (Rs.)				
163	Hamidul Rahaman	Uttar Dinajpur	Chopra	AITC	19,63,169	0	96,942	30,80,000 30 Lacs+	20,60,111 20 Lacs+	10,19,889 10 Lacs+	67%
164	Ashok Kumar Lahiri	Dakhsin Dinajpur	Balurghat	BJP	16,96,298	3,46,850	0	30,80,000 30 Lacs+	20,43,148 20 Lacs+	10,36,852 10 Lacs+	66%
165	Agnimitra Paul	Paschim Bardhaman	Asansol Dakshin	BJP	15,19,998	2,62,143	2,58,106	30,80,000 30 Lacs+	20,40,247 20 Lacs+	10,39,753 10 Lacs+	66%
166	Partha Bhowmick	North 24 Parganas	Naihati	AITC	20,16,317	20,000	0	30,80,000 30 Lacs+	20,36,317 20 Lacs+	10,43,683 10 Lacs+	66%
167	Azad Minhajul Arfin	Uttar Dinajpur	Chakulia	AITC	20,35,825	0	0	30,80,000 30 Lacs+	20,35,825 20 Lacs+	10,44,175 10 Lacs+	66%
168	Saokat Molla	South 24 Parganas	Canning Purba	AITC	0	20,32,130	0	30,80,000 30 Lacs+	20,32,130 20 Lacs+	10,47,870 10 Lacs+	66%
169	Malati Rava Roy	Coochbehar	Tufanganj	BJP	12,88,818	7,40,710	0	30,80,000 30 Lacs+	20,29,528 20 Lacs+	10,50,472 10 Lacs+	66%
170	Bishnu Prasad Sharma	Darjeeling	Kurseong	BJP	11,23,398	8,90,463	0	30,80,000 30 Lacs+	20,13,861 20 Lacs+	10,66,139 10 Lacs+	65%
171	Arup Roy	Howrah	Howrah Madhya	AITC	20,00,974	0	0	30,80,000 30 Lacs+	20,00,974 20 Lacs+	10,79,026 10 Lacs+	65%

Data in this Kit is presented in good faith, with an intention to inform voters. MLAs' Election Expenditure affidavits from the CEO Website (<http://ceowestbengal.nic.in/>) is the source of this analysis. Website:- [www.adrindia.org](http://www.adrindia.org), [www.myneta.info](http://www.myneta.info)

S.No.	Name	District	Constituency	Party	Expenditure incurred by MLA			Expense Limit (Rs.)	Total expenses incurred (Rs.)	Difference between Total Expense incurred and Expense Limit (Rs.)	% of limit reached
					MLA/his election agent (Rs.)	By Political Party (Rs.)	Any other association/ body of persons/ individual (Rs.)				
172	Biman Ghosh	Hooghly	Pursurah	BJP	18,10,174	1,88,200	0	30,80,000 30 Lacs+	19,98,375 19 Lacs+	10,81,625 10 Lacs+	65%
173	Pundarikakshya Saha	Nadia	Nabadwip	AITC	12,26,073	7,70,545	0	30,80,000 30 Lacs+	19,96,618 19 Lacs+	10,83,382 10 Lacs+	65%
174	Chandra Nath Sinha	Birbhum	Bolpur	AITC	19,71,014	0	0	30,80,000 30 Lacs+	19,73,014 19 Lacs+	11,06,986 11 Lacs+	64%
175	Sabitri Mitra	Malda	Manikchak	AITC	38,98,646	71,018	0	30,80,000 30 Lacs+	19,49,323 19 Lacs+	11,30,677 11 Lacs+	63%
176	Hiranmoy Chattopadhyaya	Paschim Medinipur	Kharagpur Sadar	BJP	18,25,994	1,20,225	0	30,80,000 30 Lacs+	19,46,219 19 Lacs+	11,33,781 11 Lacs+	63%
177	Abdur Rahim Boxi	Malda	Malatipur	AITC	19,32,407	0	0	30,80,000 30 Lacs+	19,32,407 19 Lacs+	11,47,593 11 Lacs+	63%
178	Baneswar Mahato	Purulia	Balarampur	BJP	15,14,785	4,16,794	0	30,80,000 30 Lacs+	19,31,579 19 Lacs+	11,48,421 11 Lacs+	63%
179	Nara Hari Mahato	Purulia	Joypur	BJP	8,50,277	10,75,768	0	30,80,000 30 Lacs+	19,26,045 19 Lacs+	11,53,955 11 Lacs+	63%
180	Manju Basu	North 24 Parganas	Noapara	AITC	19,24,909	0	0	30,80,000 30 Lacs+	**19,24,909 19 Lacs+	11,55,091 11 Lacs+	62%

Data in this Kit is presented in good faith, with an intention to inform voters. MLAs' Election Expenditure affidavits from the CEO Website (<http://ceowestbengal.nic.in/>) is the source of this analysis. Website:- [www.adrindia.org](http://www.adrindia.org), [www.myneta.info](http://www.myneta.info)

S.No.	Name	District	Constituency	Party	Expenditure incurred by MLA			Expense Limit (Rs.)	Total expenses incurred (Rs.)	Difference between Total Expense incurred and Expense Limit (Rs.)	% of limit reached
					MLA/his election agent (Rs.)	By Political Party (Rs.)	Any other association/ body of persons/ individual (Rs.)				
181	Mukut Mani Adhikari	Nadia	Ranaghat Dakshin (Sc)	BJP	15,51,366	3,61,457	7,178	30,80,000 30 Lacs+	19,20,001 19 Lacs+	11,59,999 11 Lacs+	62%
182	Tapash Chatterjee	North 24 Parganas	Rajarhat New Town	AITC	19,11,395	0	0	30,80,000 30 Lacs+	19,11,395 19 Lacs+	11,68,605 11 Lacs+	62%
183	Chowdhury Siddiquillah	Purba Bardhaman	Monteswar	AITC	19,10,441	0	0	30,80,000 30 Lacs+	19,10,441 19 Lacs+	11,69,559 11 Lacs+	62%
184	Aditi Munshi	North 24 Parganas	Rajarhat Gopalpur	AITC	18,89,393	0	0	30,80,000 30 Lacs+	18,89,393 18 Lacs+	11,90,607 11 Lacs+	61%
185	Dulal Murmu	Jhargram	Nayagram (St)	AITC	18,81,721	0	0	30,80,000 30 Lacs+	18,81,721 18 Lacs+	11,98,279 11 Lacs+	61%
186	Subrata Thakur	North 24 Parganas	Gaighata (Sc)	BJP	18,70,738	0	0	30,80,000 30 Lacs+	**18,70,738 18 Lacs+	12,09,262 12 Lacs+	61%
187	Dibakar Gharami	Bankura	Sonamukhi (Sc)	BJP	15,13,630	3,56,579	0	30,80,000 30 Lacs+	18,70,209 18 Lacs+	12,09,791 12 Lacs+	61%
188	Khageswar Roy	Jalpaiguri	Rajganj (Sc)	AITC	17,34,149	0	1,22,663	30,80,000 30 Lacs+	18,56,812 18 Lacs+	12,23,188 12 Lacs+	60%
189	Tapas Banerjee	Paschim Bardhaman	Raniganj	AITC	18,40,849	0	0	30,80,000 30 Lacs+	18,40,849 18 Lacs+	12,39,151 12 Lacs+	60%

Data in this Kit is presented in good faith, with an intention to inform voters. MLAs' Election Expenditure affidavits from the CEO Website (<http://ceowestbengal.nic.in/>) is the source of this analysis. Website:- [www.adrindia.org](http://www.adrindia.org), [www.myneta.info](http://www.myneta.info)

S.No.	Name	District	Constituency	Party	Expenditure incurred by MLA			Expense Limit (Rs.)	Total expenses incurred (Rs.)	Difference between Total Expense incurred and Expense Limit (Rs.)	% of limit reached
					MLA/his election agent (Rs.)	By Political Party (Rs.)	Any other association/ body of persons/ individual (Rs.)				
190	Pulak Roy	Howrah	Uluberia Dakshin	AITC	0	18,40,240	0	30,80,000 30 Lacs+	18,40,240 18 Lacs+	12,39,760 12 Lacs+	60%
191	Soumen Roy	Uttar Dinajpur	Kaliaganj (Sc)	BJP	15,09,626	3,23,070	0	30,80,000 30 Lacs+	18,32,696 18 Lacs+	12,47,304 12 Lacs+	60%
192	Arup Kumar Das	Purbo Medinipur	Kanthi Dakshin	BJP	10,000	16,87,558	1,27,500	30,80,000 30 Lacs+	18,25,058 18 Lacs+	12,54,942 12 Lacs+	59%
193	Abhedananda Thander	Purba Bardhaman	Ausgram (Sc)	AITC	18,22,935	0	0	30,80,000 30 Lacs+	18,22,935 18 Lacs+	12,57,065 12 Lacs+	59%
194	Bishnu Pada Ray	Jalpaiguri	Dhupguri (Sc)	BJP	18,89,625	2,71,418	0	30,80,000 30 Lacs+	18,20,063 18 Lacs+	12,59,937 12 Lacs+	59%
195	Mihir Goswami	Coochbehar	Natabari	BJP	18,19,380	0	0	30,80,000 30 Lacs+	18,19,380 18 Lacs+	12,60,620 12 Lacs+	59%
196	Sukumar De	Purbo Medinipur	Nandakumar	AITC	0	17,91,462	0	30,80,000 30 Lacs+	17,91,462 17 Lacs+	12,88,538 12 Lacs+	58%
197	Emani Biswas	Murshidabad	Suti	AITC	17,90,510	0	0	30,80,000 30 Lacs+	17,90,510 17 Lacs+	12,89,490 12 Lacs+	58%
198	Pawan Kumar Singh	North 24 Parganas	Bhatpara	BJP	16,73,925	0	1,15,070	30,80,000 30 Lacs+	17,88,995 17 Lacs+	12,91,005 12 Lacs+	58%

Data in this Kit is presented in good faith, with an intention to inform voters. MLAs' Election Expenditure affidavits from the CEO Website (<http://ceowestbengal.nic.in/>) is the source of this analysis. Website:- [www.adrindia.org](http://www.adrindia.org), [www.myneta.info](http://www.myneta.info)

S.No.	Name	District	Constituency	Party	Expenditure incurred by MLA			Expense Limit (Rs.)	Total expenses incurred (Rs.)	Difference between Total Expense incurred and Expense Limit (Rs.)	% of limit reached
					MLA/his election agent (Rs.)	By Political Party (Rs.)	Any other association/ body of persons/ individual (Rs.)				
199	Tapan Chatterjee	Purba Bardhaman	Purbasthali Uttar	AITC	17,78,354	0	0	30,80,000 30 Lacs+	17,78,354 17 Lacs+	13,01,646 13 Lacs+	58%
200	Debasish Kumar	Kolkata South	Rashbehari	AITC	17,70,993	0	0	30,80,000 30 Lacs+	17,70,993 17 Lacs+	13,09,007 13 Lacs+	57%
201	Atin Ghosh	Kolkata North	Kashipur-Belgachhia	AITC	17,61,187	0	0	30,80,000 30 Lacs+	17,61,187 17 Lacs+	13,18,813 13 Lacs+	57%
202	Adhikary Paresh Chandra	Coochbehar	Mekliganj (Sc)	AITC	0	17,40,320	0	30,80,000 30 Lacs+	17,40,321 17 Lacs+	13,39,679 13 Lacs+	57%
203	Joydeb Halder	South 24 Parganas	Mandirbazar (Sc)	AITC	17,29,848	0	0	30,80,000 30 Lacs+	**17,29,848 17 Lacs+	13,50,152 13 Lacs+	56%
204	Tapas Roy	North 24 Parganas	Baranagar	AITC	16,66,448	0	41,880	30,80,000 30 Lacs+	17,08,328 17 Lacs+	13,71,672 13 Lacs+	55%
205	Amarnath Shakha	Bankura	Onda	BJP	15,11,076	1,96,000	0	30,80,000 30 Lacs+	17,07,076 17 Lacs+	13,72,924 13 Lacs+	55%
206	Swati Khandoker	Hooghly	Chanditala	AITC	16,78,625	0	0	30,80,000 30 Lacs+	16,78,625 16 Lacs+	14,01,375 14 Lacs+	55%
207	Debes Mandal	North 24 Parganas	Hingalgaanj (Sc)	AITC	16,75,249	0	0	30,80,000 30 Lacs+	16,75,249 16 Lacs+	14,04,751 14 Lacs+	54%

Data in this Kit is presented in good faith, with an intention to inform voters. MLAs' Election Expenditure affidavits from the CEO Website (<http://ceowestbengal.nic.in/>) is the source of this analysis. Website:- [www.adrindia.org](http://www.adrindia.org), [www.myneta.info](http://www.myneta.info)

S.No.	Name	District	Constituency	Party	Expenditure incurred by MLA			Expense Limit (Rs.)	Total expenses incurred (Rs.)	Difference between Total Expense incurred and Expense Limit (Rs.)	% of limit reached
					MLA/his election agent (Rs.)	By Political Party (Rs.)	Any other association/ body of persons/ individual (Rs.)				
208	Madhusudan Bhattacharya	Purba Bardhaman	Memari	AITC	16,73,423	0	0	30,80,000 30 Lacs+	16,73,423 16 Lacs+	14,06,577 14 Lacs+	54%
209	Bandyopadhyay Nayna	Kolkata North	Chowrangee	AITC	16,73,284	0	0	30,80,000 30 Lacs+	16,73,284 16 Lacs+	14,06,716 14 Lacs+	54%
210	Niladri Sekhar Dana	Bankura	Bankura	BJP	15,25,617	1,46,050	0	30,80,000 30 Lacs+	16,71,667 16 Lacs+	14,08,333 14 Lacs+	54%
211	Samar Mukherjee	Malda	Ratua	AITC	16,69,434	0	0	30,80,000 30 Lacs+	**16,69,434 16 Lacs+	14,10,566 14 Lacs+	54%
212	Adhikari Mangobinda	Purba Bardhaman	Bhatar	AITC	14,27,212	2,38,592	0	30,80,000 30 Lacs+	16,65,804 16 Lacs+	14,14,196 14 Lacs+	54%
213	Gouri Sankar Ghosh	Murshidabad	Murshidabad	BJP	14,99,522	1,58,000	0	30,80,000 30 Lacs+	16,57,522 16 Lacs+	14,22,478 14 Lacs+	54%
214	Bankim Chandra Ghosh	Nadia	Chakdaha	BJP	16,00,000	0	47,242	30,80,000 30 Lacs+	16,47,242 16 Lacs+	14,32,758 14 Lacs+	53%
215	Chiranjeet Chakrabarti	North 24 Parganas	Barasat	AITC	12,03,653	0	4,35,740	30,80,000 30 Lacs+	16,39,393 16 Lacs+	14,40,607 14 Lacs+	53%
216	Dr. Ratna De Nag	Hooghly	Pandua	AITC	16,38,720	0	0	30,80,000 30 Lacs+	16,38,720 16 Lacs+	14,41,280 14 Lacs+	53%

Data in this Kit is presented in good faith, with an intention to inform voters. MLAs' Election Expenditure affidavits from the CEO Website (<http://ceowestbengal.nic.in/>) is the source of this analysis. Website:- [www.adrindia.org](http://www.adrindia.org), [www.myneta.info](http://www.myneta.info)

S.No.	Name	District	Constituency	Party	Expenditure incurred by MLA			Expense Limit (Rs.)	Total expenses incurred (Rs.)	Difference between Total Expense incurred and Expense Limit (Rs.)	% of limit reached
					MLA/his election agent (Rs.)	By Political Party (Rs.)	Any other association/ body of persons/ individual (Rs.)				
217	Asim Kumar Sarkar	Nadia	Haringhata (Sc)	BJP	15,11,073	1,16,400	0	30,80,000 30 Lacs+	16,27,473 16 Lacs+	14,52,527 14 Lacs+	53%
218	Swarna Kamal Saha	Kolkata North	Entally	AITC	16,23,611	0	0	30,80,000 30 Lacs+	16,23,611 16 Lacs+	14,56,389 14 Lacs+	53%
219	Joyel Murmu	Malda	Habibpur (St)	BJP	0	14,99,999	1,05,991	30,80,000 30 Lacs+	16,05,991 16 Lacs+	14,74,009 14 Lacs+	52%
220	Dr. Pradip Kumar Barma	Jalpaiguri	Jalpaiguri (Sc)	AITC	14,95,919	3,675	1,06,334	30,80,000 30 Lacs+	16,05,928 16 Lacs+	14,74,072 14 Lacs+	52%
221	Suman Kanjilal	Alipurduar	Alipurduars	BJP	15,01,880	90,975	0	30,80,000 30 Lacs+	15,92,855 15 Lacs+	14,87,145 14 Lacs+	52%
222	Debabrata Majumdar (Malay)	South 24 Parganas	Jadavpur	AITC	15,92,605	0	0	30,80,000 30 Lacs+	15,92,605 15 Lacs+	14,87,395 14 Lacs+	52%
223	Akhruzzaman	Murshidabad	Raghunathganj	AITC	15,92,455	0	0	30,80,000 30 Lacs+	**15,92,455 15 Lacs+	14,87,545 14 Lacs+	52%
224	Sobhandeb Chattopadhyay	Kolkata South	Bhabanipur	AITC	15,90,862	0	0	30,80,000 30 Lacs+	15,90,862 15 Lacs+	14,89,138 14 Lacs+	52%
225	Ratna Chatterjee	South 24 Parganas	Behala Purba	AITC	15,89,079	0	0	30,80,000 30 Lacs+	15,89,079 15 Lacs+	14,90,921 14 Lacs+	52%

Data in this Kit is presented in good faith, with an intention to inform voters. MLAs' Election Expenditure affidavits from the CEO Website (<http://ceowestbengal.nic.in/>) is the source of this analysis. Website:- [www.adrindia.org](http://www.adrindia.org), [www.myneta.info](http://www.myneta.info)

S.No.	Name	District	Constituency	Party	Expenditure incurred by MLA			Expense Limit (Rs.)	Total expenses incurred (Rs.)	Difference between Total Expense incurred and Expense Limit (Rs.)	% of limit reached
					MLA/his election agent (Rs.)	By Political Party (Rs.)	Any other association/ body of persons/ individual (Rs.)				
226	Narayan Goswami	North 24 Parganas	Ashoknagar	AITC	8,68,362	7,09,000	9,000	30,80,000 30 Lacs+	15,86,362 15 Lacs+	14,93,638 14 Lacs+	52%
227	Biswanath Karak	Hooghly	Goghat (Sc)	BJP	14,74,755	1,01,774	0	30,80,000 30 Lacs+	15,76,530 15 Lacs+	15,03,470 15 Lacs+	51%
228	Rana Chatterjee	Howrah	Bally	AITC	12,000	15,61,795	0	30,80,000 30 Lacs+	15,73,795 15 Lacs+	15,06,205 15 Lacs+	51%
229	Tapasi Mondal	Purbo Medinipur	Haldia (Sc)	BJP	15,66,638	0	0	30,80,000 30 Lacs+	15,66,638 15 Lacs+	15,13,362 15 Lacs+	51%
230	Santanu Pramanik	Purbo Medinipur	Khejuri (Sc)	BJP	6,500	14,98,869	60,000	30,80,000 30 Lacs+	15,65,369 15 Lacs+	15,14,631 15 Lacs+	51%
231	Abdul Karim Chowdhary	Uttar Dinajpur	Islampur	AITC	14,64,181	0	96,942	30,80,000 30 Lacs+	15,61,124 15 Lacs+	15,18,876 15 Lacs+	51%
232	Sukanta Kumar Paul	Howrah	Amta	AITC	11,91,952	3,67,188	0	30,80,000 30 Lacs+	15,59,140 15 Lacs+	15,20,860 15 Lacs+	51%
233	Jagadish Chandra Barma Basunia	Coochbehar	Sitai (Sc)	AITC	15,55,407	0	0	30,80,000 30 Lacs+	15,55,407 15 Lacs+	15,24,593 15 Lacs+	51%
234	Sital Kapat	Paschim Medinipur	Ghatal (Sc)	BJP	40,000	15,03,654	2,000	30,80,000 30 Lacs+	15,45,654 15 Lacs+	15,34,346 15 Lacs+	50%

Data in this Kit is presented in good faith, with an intention to inform voters. MLAs' Election Expenditure affidavits from the CEO Website (<http://ceowestbengal.nic.in/>) is the source of this analysis. Website:- [www.adrindia.org](http://www.adrindia.org), [www.myneta.info](http://www.myneta.info)

S.No.	Name	District	Constituency	Party	Expenditure incurred by MLA			Expense Limit (Rs.)	Total expenses incurred (Rs.)	Difference between Total Expense incurred and Expense Limit (Rs.)	% of limit reached
					MLA/his election agent (Rs.)	By Political Party (Rs.)	Any other association/ body of persons/ individual (Rs.)				
235	Satyanarayan Mukhopadhyay	Bankura	Chhatna	BJP	15,12,695	32,750	0	30,80,000 30 Lacs+	15,45,445 15 Lacs+	15,34,555 15 Lacs+	50%
236	Tanmay Ghosh (Bumba)	Bankura	Bishnupur	BJP	15,20,000	23,000	0	30,80,000 30 Lacs+	15,43,000 15 Lacs+	15,37,000 15 Lacs+	50%
237	Bidhan Upadhyay	Paschim Bardhaman	Barabani	AITC	14,96,193	0	43,272	30,80,000 30 Lacs+	15,39,465 15 Lacs+	15,40,535 15 Lacs+	50%
238	Chinmoy Deb Barman	Malda	Gazole (Sc)	BJP	6,46,939	8,85,968	0	30,80,000 30 Lacs+	15,32,907 15 Lacs+	15,47,093 15 Lacs+	50%
239	Niamot Sheikh	Murshidabad	Hariharpara	AITC	15,32,559	0	0	30,80,000 30 Lacs+	15,32,559 15 Lacs+	15,47,441 15 Lacs+	50%
240	Nisith Pramanik	Coochbehar	Dinhata	BJP	15,29,160	0	0	30,80,000 30 Lacs+	15,29,160 15 Lacs+	15,50,840 15 Lacs+	50%
241	Harakali Protiher	Bankura	Katulpur (Sc)	BJP	15,19,203	0	0	30,80,000 30 Lacs+	15,19,203 15 Lacs+	15,60,797 15 Lacs+	49%
242	Manoj Kumar Oraon	Alipurduar	Kumargram (St)	BJP	15,15,000	0	0	30,80,000 30 Lacs+	15,15,000 15 Lacs+	15,65,000 15 Lacs+	49%
243	Ashis Kumar Biswas	Nadia	Krishnaganj (Sc)	BJP	15,14,542	0	0	30,80,000 30 Lacs+	15,14,542 15 Lacs+	15,65,458 15 Lacs+	49%

Data in this Kit is presented in good faith, with an intention to inform voters. MLAs' Election Expenditure affidavits from the CEO Website (<http://ceowestbengal.nic.in/>) is the source of this analysis. Website:- [www.adrindia.org](http://www.adrindia.org), [www.myneta.info](http://www.myneta.info)

S.No.	Name	District	Constituency	Party	Expenditure incurred by MLA			Expense Limit (Rs.)	Total expenses incurred (Rs.)	Difference between Total Expense incurred and Expense Limit (Rs.)	% of limit reached
					MLA/his election agent (Rs.)	By Political Party (Rs.)	Any other association/ body of persons/ individual (Rs.)				
244	Manoj Tigga	Alipurduar	Madarihat (St)	BJP	16,53,322	0	0	30,80,000 30 Lacs+	15,09,975 15 Lacs+	15,70,025 15 Lacs+	49%
245	Chandana Bauri	Bankura	Saltora (Sc)	BJP	15,08,087	0	870	30,80,000 30 Lacs+	15,08,957 15 Lacs+	15,71,043 15 Lacs+	49%
246	Puna Bhengra	Jalpaiguri	Nagrakata (St)	BJP	15,02,473	0	0	30,80,000 30 Lacs+	15,02,473 15 Lacs+	15,77,527 15 Lacs+	49%
247	Sreerupa Mitra Chaudhury(Nirbhoy Didi)	Malda	English Bazar	BJP	15,00,935	0	0	30,80,000 30 Lacs+	**15,00,935 15 Lacs+	15,79,065 15 Lacs+	49%
248	Rekha Roy	Dakhsin Dinajpur	Kushmandi (Sc)	AITC	14,99,554	0	0	30,80,000 30 Lacs+	14,99,554 14 Lacs+	15,80,446 15 Lacs+	49%
249	Swapan Majumder	North 24 Parganas	Bangaon Dakshin (Sc)	BJP	14,98,613	0	0	30,80,000 30 Lacs+	14,98,613 14 Lacs+	15,81,387 15 Lacs+	49%
250	Gopal Chandra Saha	Malda	Maldaha (Sc)	BJP	14,92,275	0	0	30,80,000 30 Lacs+	**14,92,275 14 Lacs+	15,87,725 15 Lacs+	48%
251	Idris Ali	Murshidabad	Bhagawangola	AITC	14,90,566	0	0	30,80,000 30 Lacs+	**14,90,566 14 Lacs+	15,89,434 15 Lacs+	48%
252	Manas Ranjan Bhunia	Paschim Medinipur	Sabang	AITC	0	14,88,208	0	30,80,000 30 Lacs+	14,88,208 14 Lacs+	15,91,792 15 Lacs+	48%

Data in this Kit is presented in good faith, with an intention to inform voters. MLAs' Election Expenditure affidavits from the CEO Website (<http://ceowestbengal.nic.in/>) is the source of this analysis. Website:- [www.adrindia.org](http://www.adrindia.org), [www.myneta.info](http://www.myneta.info)

S.No.	Name	District	Constituency	Party	Expenditure incurred by MLA			Expense Limit (Rs.)	Total expenses incurred (Rs.)	Difference between Total Expense incurred and Expense Limit (Rs.)	% of limit reached
					MLA/his election agent (Rs.)	By Political Party (Rs.)	Any other association/ body of persons/ individual (Rs.)				
253	Ashim Biswas	Nadia	Ranaghat Uttar Purba (Sc)	BJP	10,000	14,74,495	0	30,80,000 30 Lacs+	14,84,495 14 Lacs+	15,95,505 15 Lacs+	48%
254	Ambika Roy	Nadia	Kalyani (Sc)	BJP	14,78,648	0	0	30,80,000 30 Lacs+	14,78,648 14 Lacs+	16,01,352 16 Lacs+	48%
255	Nirmal Kumar Dhara	Bankura	Indus (Sc)	BJP	13,60,200	1,14,800	0	30,80,000 30 Lacs+	14,75,000 14 Lacs+	16,05,000 16 Lacs+	48%
256	Firhad Hakim	Kolkata South	Kolkata Port	AITC	14,67,792	0	0	30,80,000 30 Lacs+	14,67,792 14 Lacs+	16,12,208 16 Lacs+	48%
257	Dr. Manik Bhattacharya	Nadia	Palashipara	AITC	10,000	14,52,738	0	30,80,000 30 Lacs+	14,62,738 14 Lacs+	16,17,262 16 Lacs+	47%
258	Gulsan Mullick	Howrah	Panchla	AITC	14,11,879	0	0	30,80,000 30 Lacs+	14,11,881 14 Lacs+	16,68,119 16 Lacs+	46%
259	Bishal Lama	Alipurduar	Kalchini (St)	BJP	0	13,98,575	5,000	30,80,000 30 Lacs+	14,03,575 14 Lacs+	16,76,425 16 Lacs+	46%
260	Apurba Sarkar (David)	Murshidabad	Kandi	AITC	13,84,550	0	0	30,80,000 30 Lacs+	**13,84,550 13 Lacs+	16,95,450 16 Lacs+	45%
261	Moloy Ghatak	Paschim Bardhaman	Asansol Uttar	AITC	13,63,819	0	0	30,80,000 30 Lacs+	13,63,819 13 Lacs+	17,16,181 17 Lacs+	44%

Data in this Kit is presented in good faith, with an intention to inform voters. MLAs' Election Expenditure affidavits from the CEO Website (<http://ceowestbengal.nic.in/>) is the source of this analysis. Website:- [www.adrindia.org](http://www.adrindia.org), [www.myneta.info](http://www.myneta.info)

S.No.	Name	District	Constituency	Party	Expenditure incurred by MLA			Expense Limit (Rs.)	Total expenses incurred (Rs.)	Difference between Total Expense incurred and Expense Limit (Rs.)	% of limit reached
					MLA/his election agent (Rs.)	By Political Party (Rs.)	Any other association/ body of persons/ individual (Rs.)				
262	Alok Kumar Majhi	Purba Bardhaman	Jamalpur (Sc)	AITC	13,57,162	0	0	30,80,000 30 Lacs+	13,57,162 13 Lacs+	17,22,838 17 Lacs+	44%
263	Aroop Biswas	South 24 Parganas	Tollyganj	AITC	12,18,715	28,278	80,750	30,80,000 30 Lacs+	13,27,743 13 Lacs+	17,52,257 17 Lacs+	43%
264	Sankar Ghosh	Darjeeling	Siliguri	BJP	11,88,060	1,31,320	0	30,80,000 30 Lacs+	13,19,380 13 Lacs+	17,60,620 17 Lacs+	43%
265	Abdul Khaleque Molla	South 24 Parganas	Metiaburuz	AITC	13,19,220	0	0	30,80,000 30 Lacs+	13,19,220 13 Lacs+	17,60,780 17 Lacs+	43%
266	Apurba Chowdhury (Achal)	Purba Bardhaman	Mongalkote	AITC	13,14,890	0	0	30,80,000 30 Lacs+	13,14,891 13 Lacs+	17,65,109 17 Lacs+	43%
267	Sitanath Ghosh	Howrah	Jagatballavpur	AITC	13,14,309	0	0	30,80,000 30 Lacs+	13,14,309 13 Lacs+	17,65,691 17 Lacs+	43%
268	Dr. Shashi Panja	Kolkata North	Shyampukur	AITC	13,13,593	0	0	30,80,000 30 Lacs+	13,13,593 13 Lacs+	17,66,407 17 Lacs+	43%
269	Sukumar Roy	Coochbehar	Coochbehar Uttar (Sc)	BJP	0	0	0	30,80,000 30 Lacs+	13,10,522 13 Lacs+	17,69,478 17 Lacs+	43%
270	Goutam Paul	Uttar Dinajpur	Karandighi	AITC	13,09,683	0	0	30,80,000 30 Lacs+	13,09,683 13 Lacs+	17,70,317 17 Lacs+	43%

Data in this Kit is presented in good faith, with an intention to inform voters. MLAs' Election Expenditure affidavits from the CEO Website (<http://ceowestbengal.nic.in/>) is the source of this analysis. Website:- [www.adrindia.org](http://www.adrindia.org), [www.myneta.info](http://www.myneta.info)

S.No.	Name	District	Constituency	Party	Expenditure incurred by MLA			Expense Limit (Rs.)	Total expenses incurred (Rs.)	Difference between Total Expense incurred and Expense Limit (Rs.)	% of limit reached
					MLA/his election agent (Rs.)	By Political Party (Rs.)	Any other association/ body of persons/ individual (Rs.)				
271	Nasiruddin Ahamed (Lal)	Nadia	Kaliganj	AITC	12,88,754	0	0	30,80,000 30 Lacs+	12,88,754 12 Lacs+	17,91,246 17 Lacs+	42%
272	Md. Nawsad Siddique	South 24 Parganas	Bhangar	Rashtriya Secular Majlis Party	7,63,731	0	5,07,000	30,80,000 30 Lacs+	12,70,731 12 Lacs+	18,09,269 18 Lacs+	41%
273	Abhijit Roy	Birbhum	Mayureswar	AITC	12,65,437	0	0	30,80,000 30 Lacs+	12,65,437 12 Lacs+	18,14,563 18 Lacs+	41%
274	Ashok Kumar Deb	South 24 Parganas	Budge Budge	AITC	12,32,397	0	0	30,80,000 30 Lacs+	12,32,397 12 Lacs+	18,47,603 18 Lacs+	40%
275	Rukbanur Rahman	Nadia	Chapra	AITC	12,05,348	0	0	30,80,000 30 Lacs+	12,05,348 12 Lacs+	18,74,652 18 Lacs+	39%
276	Snehasis Chakraborty	Hooghly	Jangipara	AITC	11,57,944	0	0	30,80,000 30 Lacs+	11,57,944 11 Lacs+	19,22,056 19 Lacs+	38%
277	Asit Mazumder (Tapan)	Hooghly	Chunchura	AITC	11,44,425	0	0	30,80,000 30 Lacs+	11,44,425 11 Lacs+	19,35,575 19 Lacs+	37%
278	Yeasmin Sabina	Malda	Mothabari	AITC	11,25,540	0	0	30,80,000 30 Lacs+	11,25,540 11 Lacs+	19,54,460 19 Lacs+	37%
279	Kalyan Ghosh	Howrah	Domjur	AITC	10,93,212	0	0	30,80,000 30 Lacs+	**10,93,212 10 Lacs+	19,86,788 19 Lacs+	35%

Data in this Kit is presented in good faith, with an intention to inform voters. MLAs' Election Expenditure affidavits from the CEO Website (<http://ceowestbengal.nic.in/>) is the source of this analysis. Website:- [www.adrindia.org](http://www.adrindia.org), [www.myneta.info](http://www.myneta.info)

S.No.	Name	District	Constituency	Party	Expenditure incurred by MLA			Expense Limit (Rs.)	Total expenses incurred (Rs.)	Difference between Total Expense incurred and Expense Limit (Rs.)	% of limit reached
					MLA/his election agent (Rs.)	By Political Party (Rs.)	Any other association/ body of persons/ individual (Rs.)				
280	Subrata Mukherjee	Kolkata South	Ballygunge	AITC	7,31,907	3,07,173	0	30,80,000 30 Lacs+	10,39,080 10 Lacs+	20,40,920 20 Lacs+	34%
281	Namita Saha	South 24 Parganas	Magrahat Purba (Sc)	AITC	10,36,632	0	0	30,80,000 30 Lacs+	10,36,632 10 Lacs+	20,43,368 20 Lacs+	34%
282	Islam Sk Nurul (Haji)	North 24 Parganas	Haroa	AITC	10,04,200	0	17,756	30,80,000 30 Lacs+	10,21,756 10 Lacs+	20,58,244 20 Lacs+	33%
283	Manirul Islam	Murshidabad	Farakka	AITC	9,81,492	0	0	30,80,000 30 Lacs+	9,81,492 9 Lacs+	20,98,508 20 Lacs+	32%
284	Jyoti Priya Mallick	North 24 Parganas	Habra	AITC	9,38,650	0	0	30,80,000 30 Lacs+	**9,38,650 9 Lacs+	21,41,350 21 Lacs+	30%
285	Subrata Saha	Murshidabad	Sagardighi	AITC	2,44,313	0	0	30,80,000 30 Lacs+	9,24,084 9 Lacs+	21,55,916 21 Lacs+	30%
286	Samir Kumar Panja	Howrah	Udaynarayanpur	AITC	8,93,810	0	0	30,80,000 30 Lacs+	8,93,810 8 Lacs+	21,86,190 21 Lacs+	29%
287	Sumita Sinha	Purbo Medinipur	Kanthi Uttar	BJP	20,000	8,67,145	0	30,80,000 30 Lacs+	8,87,145 8 Lacs+	21,92,855 21 Lacs+	29%
288	Anandamay Barman	Darjeeling	Matigara-Naxalbari (Sc)	BJP	8,84,118	0	0	30,80,000 30 Lacs+	8,84,118 8 Lacs+	21,95,882 21 Lacs+	29%

Data in this Kit is presented in good faith, with an intention to inform voters. MLAs' Election Expenditure affidavits from the CEO Website (<http://ceowestbengal.nic.in/>) is the source of this analysis. Website:- [www.adrindia.org](http://www.adrindia.org), [www.myneta.info](http://www.myneta.info)

S.No.	Name	District	Constituency	Party	Expenditure incurred by MLA			Expense Limit (Rs.)	Total expenses incurred (Rs.)	Difference between Total Expense incurred and Expense Limit (Rs.)	% of limit reached
					MLA/his election agent (Rs.)	By Political Party (Rs.)	Any other association/ body of persons/ individual (Rs.)				
289	Ruden Sada Lepcha	Kalimpong	Kalimpong	IND	7,64,061	0	42,288	30,80,000 30 Lacs+	8,06,349 8 Lacs+	22,73,651 22 Lacs+	26%
290	Durga Murmu	Darjeeling	Phansidewa (St)	BJP	6,01,022	0	0	30,80,000 30 Lacs+	6,01,022 6 Lacs+	24,78,978 24 Lacs+	20%
291	Kaushik Roy	Jalpaiguri	Maynaguri (Sc)	BJP	80,254	0	0	30,80,000 30 Lacs+	**80,254 80 Thou+	29,99,746 29 Lacs+	3%

**Table: Election expenses declared by MLAs in West Bengal Assembly Elections, 2021: Full Details**

*\*\*on total expenses value indicates that the MLA has not provided the total in their affidavits, it has been calculated on the basis of details provided by them in the same*

## Upgraded MyNeta App



 Association for Democratic Reforms

 National Election Watch

**Association for Democratic Reforms and  
National Election Watch present**

**THE UPGRADED  
MYNETA APP**

**DOWNLOAD TODAY!**

And be a part of our **#MeraVoteMeraDesh** Campaign



 GET IT ON  
Google Play

Scan the QR code to download

Visit our website:  
[www.adrindia.org](http://www.adrindia.org)  
[www.myneta.info](http://www.myneta.info)

Data in this Kit is presented in good faith, with an intention to inform voters. MLAs' Election Expenditure affidavits from the CEO Website (<http://ceowestbengal.nic.in/>) is the source of this analysis. Website:- [www.adrindia.org](http://www.adrindia.org), [www.myneta.info](http://www.myneta.info)

### Donate to ADR

We need your help to support our #MeraVoteMeraDesh campaign for upcoming State Assembly Elections. The campaign aims to eradicate corruption & criminalization in the political process, empower the voters through greater dissemination of information on the candidates and the parties.

You can contribute to us using the following QR Code or access the link on our website [here](#).



### **ADR Speaks Podcast**

**ADR Speaks** is a podcast series on issues related to electoral & political reforms. It focuses on the findings of ADR reports analysing background details of candidates, sources of political parties' income, election expenditure, Electoral Bonds etc. In these episodes, ADR breaks down key findings of its reports for simple understanding & accessibility to the general public, enabling them to make an informed choice. ADR podcast will also host discussions with experts, research scholars, public intellectuals, former election officials etc. on issues concerning India's democratic politics. [Please click on the icon to access the episodes on ADR website.](#)



*Listen to Our Podcast on*



**Other platforms**





## To Get Information About Candidates/Parties/MPs/MLAs/Corporators/PILs in courts

Give us missed call on: **8367797004**  
Journalist Helpline no: **8010394248**  
Subscribe to ADR on **WhatsApp**  
for updates: **7840067840**

Visit: **www.myneta.info, www.adrindia.org**

Email: **adr@adrindia.org**

Send SMS: **Myneta <pincode or constituency>**  
**to 56263 or 9246022211**

To contact ADR State Partners, visit:  
**<https://adrindia.org/about-adr/state-coordinators>**

### Social Media

 /myneta.info    /adrindia.org    @adrspeaks    /adrspeaks    /adrspeaks  
 <https://in.linkedin.com/company/association-of-democratic-reforms-adr->

### Our Websites

**www.adrindia.org**

Provides detailed analytical reports of Lok Sabha, State Assemblies, local body elections & financial reports of political parties & ongoing PILs in courts

**www.myneta.info**

Provides full information of criminal cases, asset, liability and education details declared by candidates in the self sworn affidavits

### Android Apps

**Myneta:** The criminal, financial, educational & other background information self declared by candidates in their affidavits during elections is now available on your mobile phones.

**Election Watch Reporter:** This app provides a tool to the citizens to capture violations of election related laws & the code of conduct.

**Both the applications are available on Google Play Store**

### Office Address

Association for Democratic Reforms  
T-95, CL House, Second Floor,  
Near Gulmohar Commercial Complex, Gautam Nagar,  
Landmark: Green Park Metro Station (GN exit),  
New Delhi-110 049,  
Tel.: 011- 41654200, Fax: 011 - 46094248

## Contact Details

### West Bengal Election Watch

Dr. Ujjaini Halim  
State Coordinator  
+91-98302-99326  
[ujjainihalim@hotmail.com](mailto:ujjainihalim@hotmail.com)

### National Election Watch/Association for Democratic Reforms

<p><b>Media and Journalist Helpline</b></p> <p>+91 80103 94248 Email: <a href="mailto:adr@adrindia.org">adr@adrindia.org</a></p>	<p><b>Maj.Gen. Anil Verma (Retd.) Head</b></p> <p>National Election Watch, Association for Democratic Reforms 011 4165 4200, +91 88264 79910 <a href="mailto:adr@adrindia.org">adr@adrindia.org</a>, <a href="mailto:anilverma@adrindia.org">anilverma@adrindia.org</a></p>	<p><b>Prof Jagdeep Chhokar IIM Ahmedabad (Retd.) Founder Member,</b></p> <p>National Election Watch, Association for Democratic Reforms +91 99996 20944 <a href="mailto:jchhokar@gmail.com">jchhokar@gmail.com</a></p>	<p><b>Prof Trilochan Sastry IIM Bangalore Founder Member,</b></p> <p>National Election Watch, Association for Democratic Reforms +91 94483 53285 <a href="mailto:tsastry@gmail.com">tsastry@gmail.com</a></p>
--	---	--	---

## DISCLAIMER

All information about MLAs, in this report has been taken from the election expenditure statements filed by them and submitted to the Chief Electoral Officer, West Bengal. **ADR does not add or subtract any information, unless the EC changes the data. In particular, no unverified information from any other source is used.** Copies of affidavits were obtained from the CEO's website (<http://ceowestbengal.nic.in/>) While all efforts have been made to ensure that the information is in keeping with what is mentioned in the election expenditure statements, in case of discrepancy between information in this report and that given in the election expenditure statements, the information reported in the election expenditure statements filed by MLAs should be treated as correct. Association for Democratic Reforms, West Bengal Election Watch and their volunteers are not responsible or liable for any damage arising directly or indirectly from the publication of this report.

Data in this Kit is presented in good faith, with an intention to inform voters. MLAs' Election Expenditure affidavits from the CEO Website (<http://ceowestbengal.nic.in/>) is the source of this analysis. Website:- [www.adrindia.org](http://www.adrindia.org), [www.myneta.info](http://www.myneta.info)