

Date: 10th September, 2025

ANALYSIS OF INCOME & EXPENDITURE OF REGIONAL POLITICAL PARTIES FOR FY 2023-24

A Report by
Association for Democratic Reforms

Association for Democratic Reforms
Plot No. E-5, 4th Floor, Lane-1, Westend Marg, Saidulajab,
(Behind Saket Metro Gate No. 2) New Delhi – 110030
Email: adr@adrindia.org; Phone: 011-4165 4200

Table of Contents

Analysis of Income & Expenditure of Regional Political Parties for FY 2023-24	3
Executive Summary	3
Observations of ADR	8
Recommendations of ADR	9
Detailed Report	10
Status of submission of Annual Audit reports by the Regional Parties, FY 2023-24	10
Total Income and Expenditure of Regional Parties, FY 2023-24	10
Comparison of Income of Regional Parties, FY 2022-23 and FY 2023-24	12
Top sources of income of Regional Political Parties, FY 2023-24	14
Top items of expenditure of Regional Political Parties, FY 2023-24	18
Share of income of Regional Parties from Electoral Bonds and other sources, FY 2023-24	23
Disclaimer	23
Contact Details	24
Annexure – I	24

Analysis of Income & Expenditure of Regional Political Parties for FY 2023-24

Executive Summary

Political parties have multiple sources of funding and thus accountability and transparency should be an important aspect of their functioning. It is essential to have comprehensive and transparent accounting methods and systems which should reveal the true financial position of the parties.

The Election Commission of India (ECI), in its letter dated 19th November, '14 addressed to the Presidents/General Secretaries of all political parties, stated that it was mandatory for the parties to submit details of their audit reports to the Commission.

This report analyses the total income and expenditure incurred, all over India, by **40 out of the 60 Regional Parties** during FY 2023-24, as declared by the parties in their audit reports submitted to the ECI. The Regional Parties include Apna Dal (Soneylal), AIFB, AINRC, AIADMK, AIMIM, AIUDF, AJSU Party, AGP, BJD, BRS, CPI, CPI(ML)(L), DMK, DMDK, GFP, INLD, JD(S), JD(U), JJP, JKPDP, JMM, KC(M), LJP (Ram Vilas), MGP, MNS, MNF, NDPP, NPF, PPA, Rashtriya Loktantrik Party, Revolutionary Goans Party, SAD, SDF, SKM, SP, TDP, TMP, YSR Congress, and ZPM.

Status of submission of audited reports by the Regional Parties, FY 2023-24

- The due date for submission of annual audited accounts for the parties was **31st October, '24**.
- **20** parties had submitted their audit reports on time, while **20** parties delayed their submission by several days, ranging from **12 days to 216 days**.
- Audit reports of the remaining **20** regional parties for **FY 2023-24** are unavailable on the website of the ECI at the time of preparation of this report even after a delay of 313 days (as on 10th September 2025). These include Zoram Nationalist Party, Nationalist Congress Party, Bodoland Peoples Front, United People's Party, Liberal, Lok Jan Shakti Party, Rashtriya Janata Dal, Rashtriya Lok Samta Party, Janta Congress Chhattisgarh (J), Jammu & Kashmir National Conference, Jammu & Kashmir National Panthers Party, Indian Union Muslim League, Shiv Sena, Shiv Sena (Uddhav Balasaheb Thackrey), Hill State People's Democratic Party, People's Democratic Front, Voice of the People Party, United Democratic Party, Indigenous People's Front of Tripura, Revolutionary Socialist Party and NCP (Sharadchandra Pawar).
- Hence, this report analyses the income and expenditure of **40 Regional Political Parties**, whose audit reports are available on the ECI website for **FY 2023-24**.

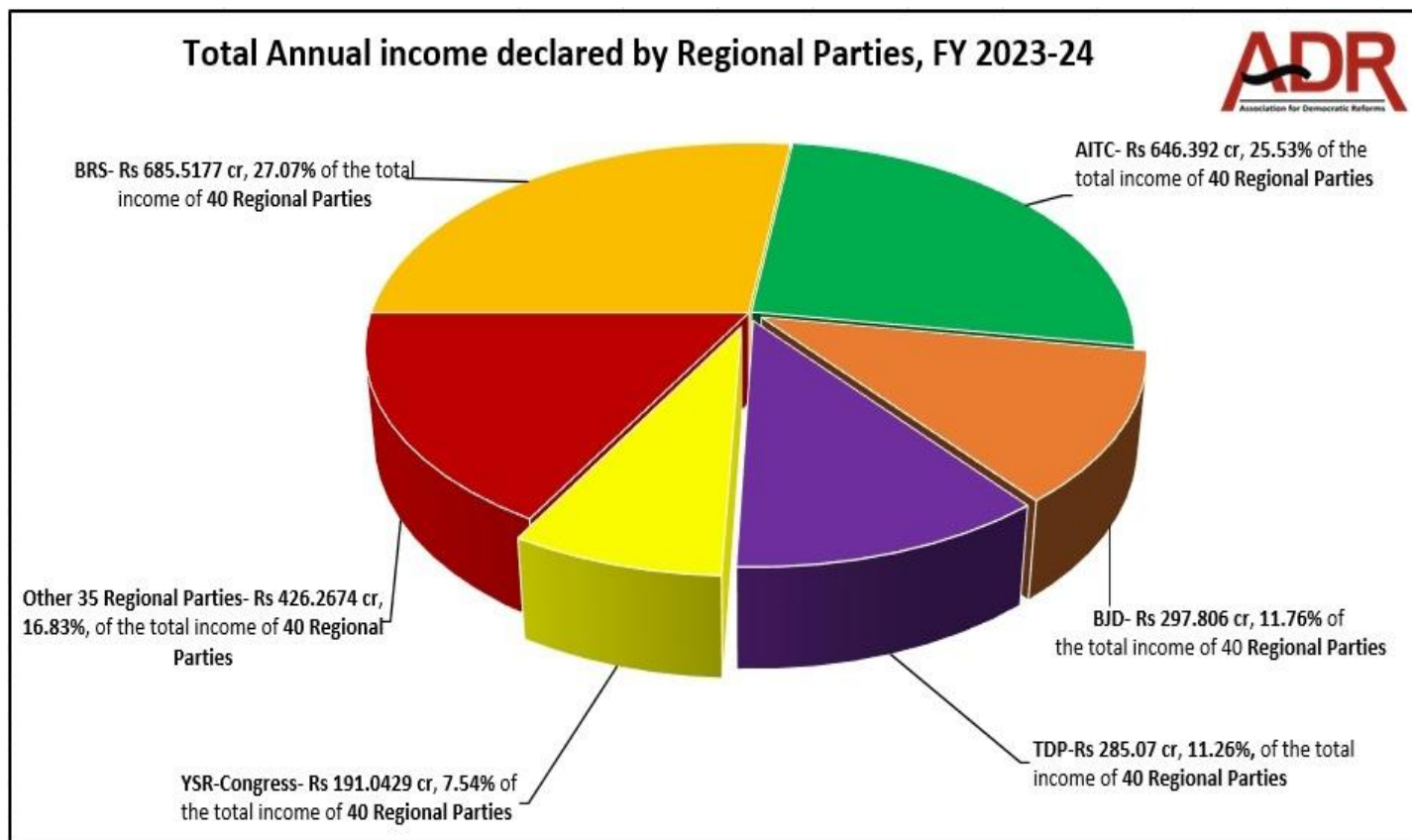
Status of submission of audit reports by Regional Political Parties: Due date for submission was 31 Oct, 2024					
S.No.	Political Party	Party Code	Status of submission	Date of Submission	No. of days by which delayed
1	Jammu and Kashmir Peoples Democratic Party	JKPDP	Submitted on time	15 July 2024	-
2	All India United Democratic Front	AIUDF	Submitted on time	6 September 2024	-
3	Jharkhand Mukti Morcha	JMM	Submitted on time	18 September 2024	-
4	All India Anna Dravida Munnetra Kazhagam	AIADMK	Submitted on time	19 September 2024	-

Status of submission of audit reports by Regional Political Parties: Due date for submission was 31 Oct, 2024					
S.No.	Political Party	Party Code	Status of submission	Date of Submission	No. of days by which delayed
5	Sikkim Krantikari Morcha	SKM	Submitted on time	23 September 2024	-
6	Bharat Rashtra Samithi	BRS	Submitted on time	23 September 2024	-
7	Tipra Motha Party	TMP	Submitted on time	23 September 2024	-
8	Nationalist Democratic Progressive Party	NDPP	Submitted on time	27 September 2024	-
9	Biju Janata Dal	BJD	Submitted on time	27 September 2024	-
10	Sikkim Democratic Front	SDF	Submitted on time	30 September 2024	-
11	Maharashtrawadi Gomantak	MGP	Submitted on time	3 October 2024	-
12	Dravida Munnetra Kazhagam	DMK	Submitted on time	3 October 2024	-
13	All India Trinamool Congress	AITC	Submitted on time	4 October 2024	-
14	Yuva Jana Sramika Rythu Congress Party	YSR-Congress	Submitted on time	4 October 2024	-
15	AJSU Party	AJSU Party	Submitted on time	9 October 2024	-
16	All India N.R. Congress	AINRC	Submitted on time	10 October 2024	-
17	Shiromani Akali Dal	SAD	Submitted on time	17 October 2024	-
18	Rashtriya Loktantrik Party	RLP	Submitted on time	19 October 2024	-
19	Kerala Congress (M)	KC(M)	Submitted on time	21 October 2024	-
20	Communist Party of India (Marxist-Leninist) (Liberation)	CPI(ML)(L)	Submitted on time	30 October 2024	-
21	Revolutionary Goans Party	RGP	Submitted with delay	13 November 2024	12 Days
22	Desiya Murpokku Dravida Kazhagam	DMDK	Submitted with delay	20 November 2024	19 Days
23	Communist Party of India	CPI	Submitted with delay	22 November 2024	21 Days
24	Goa Forward Party	GFP	Submitted with delay	28 November 2024	27 Days
25	Telugu Desam Party	TDP	Submitted with delay	9 December 2024	38 Days
26	Janata Dal (United)	JD(U)	Submitted with delay	21 December 2024	50 Days
27	Samajwadi Party	SP	Submitted with delay	26 December 2024	55 Days
28	Janata Dal (Secular)	JD(S)	Submitted with delay	28 December 2024	57 Days
29	All India Majlis-E-Ittehadul Muslimeen	AIMIM	Submitted with delay	7 January 2025	67 Days
30	Lok Janshakti Party (Ram Vilas)	LJP (Ram Vilas)	Submitted with delay	11 January 2025	71 Days
31	Indian National Lok Dal	INLD	Submitted with delay	12 January 2025	72 Days
32	People's Party of Arunachal	PPA	Submitted with delay	17 January 2025	77 Days
33	Asom Gana Parishad	AGP	Submitted with delay	17 January 2025	77 Days
34	All India Forward Bloc	AIFB	Submitted with delay	20 January 2025	80 Days
35	Naga Peoples Front	NPF	Submitted with delay	25 January 2025	85 Days
36	Maharashtra Navnirman Sena	MNS	Submitted with delay	17 February 2025	108 Days

Status of submission of audit reports by Regional Political Parties: Due date for submission was 31 Oct, 2024					
S.No.	Political Party	Party Code	Status of submission	Date of Submission	No. of days by which delayed
37	Apna Dal (Soneylal)	AD (Soneylal)	Submitted with delay	6 March 2025	125 Days
38	Jannayak Janta Party	JJP	Submitted with delay	17 April 2025	167 Days
39	Zoram People's Movement	ZPM	Submitted with delay	13 May 2025	193 Days
40	Mizo National Front	MNF	Submitted with delay	5 June 2025	216 Days

Total income declared by Regional Political Parties, FY 2023-24

- The total income of the **40** Regional Parties for the FY 2023-24 was **Rs 2532.096 cr.**
- BRS** reported having the highest income of **Rs 685.5177 cr**, which forms **27.07%** of the total income of all the parties analysed, followed by **AITC** with an income of **Rs 646.392 cr** or **25.53%** and **BJD** whose income was **Rs 297.806 cr** or **11.76%** of the total income of the **40** Regional parties analysed in this report.
- The **total income of top 5 parties** amounted to **Rs 2105.8286 cr**, which comprised **83.17%** of the total income of the political parties analysed collectively.



Comparison of Income of Regional Parties, FY 2022-23 and FY 2023-24

- For **39 parties** out of **40 political parties** whose data is available for both the years, **23 parties** have shown an **increase in their income** from FY 2022-23 to FY 2023-24 while **15 parties** have shown a **decline in their income** during this period.
- It is to be noted that the **Goa Forward Party** has declared **zero income** during FY 2022-23 and FY 2023-24.
- Total income of the **39 parties** increased from **Rs 1736.851 cr** in FY 2022-23 to **Rs 2531.802 cr** in FY 2023-24, a total **increase of 45.77%** or **Rs 794.951 cr**.
- **AITC** reported the highest increase in its income of **Rs 312.935 cr**, followed by **TDP** and **BJD** which declared a total increase of **Rs 221.076 cr** and **Rs 116.753 cr** respectively, between FY 2022-23 and FY 2023-24.

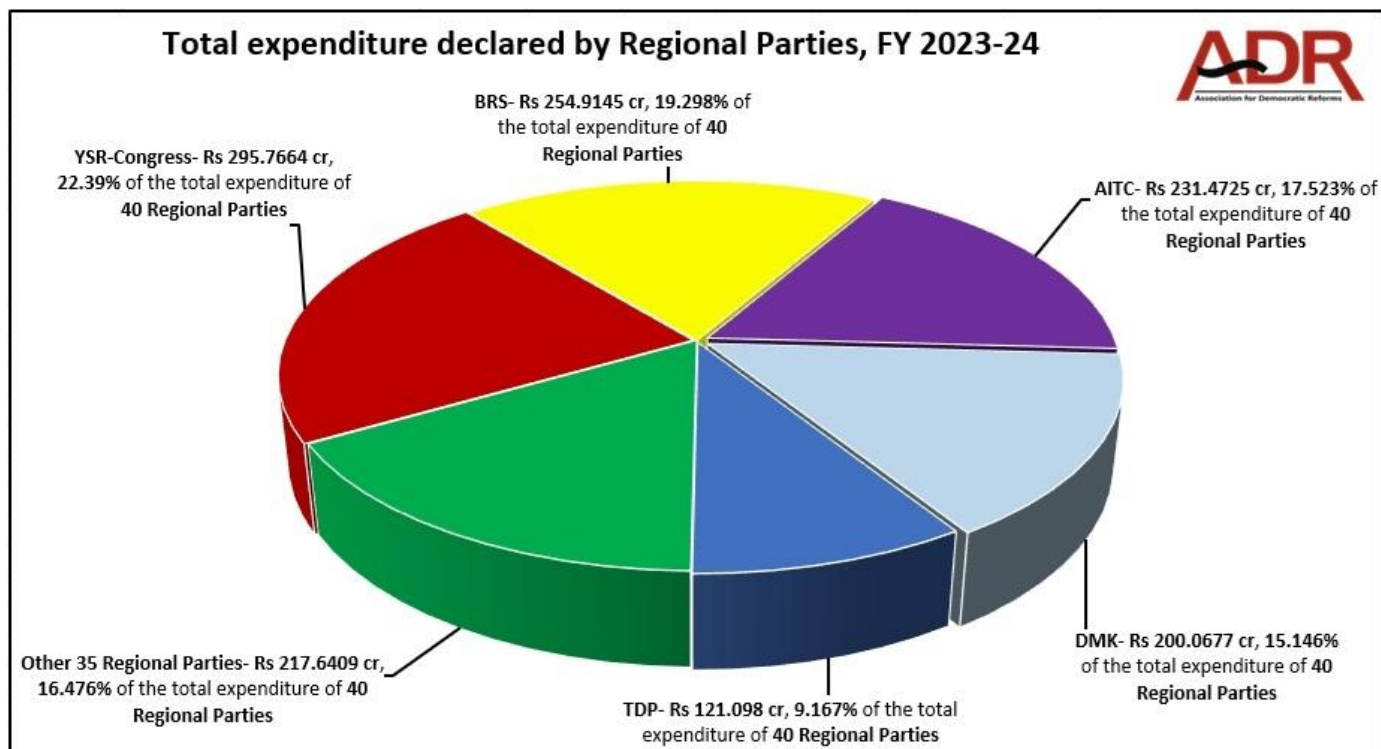
Unspent Income of Regional Parties, FY 2023-24

- There are **27** Regional parties who declared a part of their **income as remaining unspent** for the FY 2023-24 while **12 political parties spent more than the income collected** during the year.
- **BRS** has more than **Rs 430.6032 cr** of its total income remaining unspent while **AITC** and **BJD** have **Rs 414.9195 cr** and **Rs 253.7964 cr** respectively, of their income remaining unspent for FY 2023-24.
- **YSR- Congress, DMK, SP, JD(U), SAD, CPI(ML)(L), LJP (Ram Vilas), AIFB, MNF, NPF, PPA and MGP** are the **12** regional parties that declared spending more than their income. **YSR-Congress** has declared spending highest amount of **Rs 104.7235 cr** or **54.82%** more than its income.
- It is to be noted that **Goa Forward Party** is the only party which has not declared any income for FY 2023-24, but the party has declared expenses during this year of Rs 1.56 lakhs.

Total expenditure incurred by Regional Parties, FY 2023-24

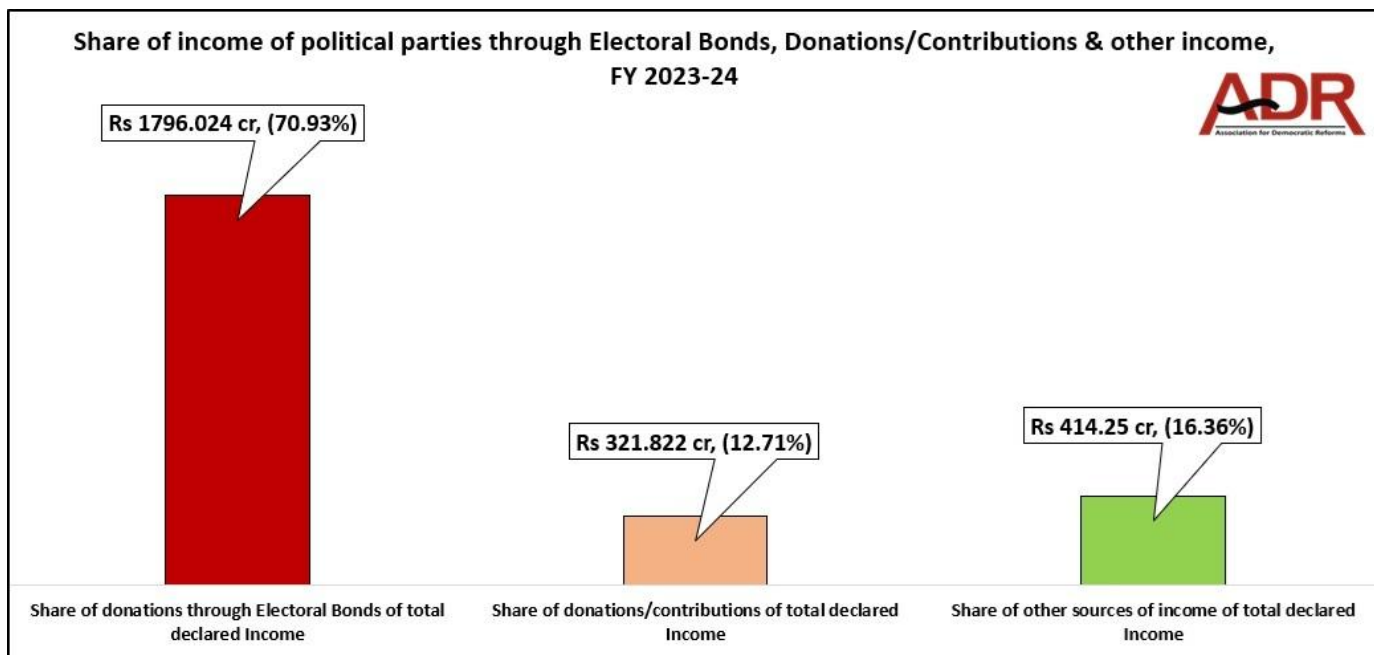
- The total declared expenditure of the 40 Regional parties for the FY 2023-24 was **Rs 1320.96 cr**.
- Total expenditure incurred by the **top 5 parties** is **Rs 1103.3191 cr** or **83.52%** of the total expenditure as reported by the 40 political parties.

- **Top 5 parties** that have incurred **highest expenditure** are **YSR-Congress** which spent **Rs 295.7664 cr** or **22.39%**, followed by **BRS** which spent **Rs 254.9145 cr** or **19.298%**, **AITC** which spent **Rs 231.4725 cr** or **17.523%**, **DMK** which spent **Rs 200.0677 cr** or **15.146%** and **TDP** spent **Rs 121.098 cr** or **9.167%** of the total expenditure.



All sources of Income declared by Regional Political parties, FY 2023-24

- **40 Regional Parties** collected **Rs 2117.846 cr** or **83.64%** of their total income from **voluntary contributions** (includes Donations & Contributions and Electoral Bonds) for FY 2023-24.
- Under voluntary contributions, political parties collected **70.93%** or **Rs 1796.024 cr** of their income from **Donations through Electoral Bonds** while other Donations & Contributions amounted to **Rs 321.822 cr** or **12.71%** for FY 2023-24. The share of other sources of income declared by regional parties is **Rs 414.25 cr** which is **16.36%** of the total declared income.
- Only 10 of the 40 Regional Parties that were analysed declared **donations through Electoral Bonds** amounting to **Rs 1796.024 cr**.
- **10.86%** or **Rs 274.898 cr** of the total income was generated through **Interest Income** by the 40 Regional Parties during FY 2023-24.



Observations of ADR

- **Audit reports of 20 parties out of the 40 parties analyzed in this report** were available on the ECI website after a **delay of 12 days to 216 days** from the last date of submission.
- The audit reports of **20 regional parties** are not available on the ECI website at the time of preparation of this report even after **313 days since the due date for submission**.
- **More than 70%** of the total income (Rs 1796.024 cr) of the 40 regional political parties analysed for FY 2023-24 came from **Donations through Electoral Bonds**.
- The most common and popular items of expenditure for regional parties for FY 2023-24 are **Administrative & General Expenses** and **Election Expenditure**.
- As per the data shared by SBI in response to ADR's RTI application, Electoral Bonds worth **Rs 4507.5613 cr** were redeemed by parties in FY 2023-24. **55.998% (Rs 2524.1361 cr)** of this has been redeemed by **National Parties** and **39.84% (Rs 1796.024 cr)** is redeemed by **Regional Parties**.
- **For the FY 2023-24, only 3 National Parties** (BJP, INC and AAP) have received donations through Electoral Bonds (**Rs 2524.1361 cr**). Of the Regional parties that have submitted their audit reports, **10 Regional Parties** (BRS, AITC, BJD, TDP, YSR-Congress, DMK, JD(S), SKM, JMM and SDF) have **declared receiving donations through Electoral Bonds worth Rs 1796.024 cr**.

Recommendations of ADR

- The Supreme Court gave a judgment on September 13, 2013 declaring that no part of a candidate's affidavit should be left blank. Along the same lines, we recommend that the Election Commission of India impose rules that **no part of the Form 24A submitted by political parties providing details of donations above Rs 20,000 should be left blank.**
- Full details of all donors should be made available for public scrutiny under the RTI.
- According to the Finance Act, 2017, Section 13A of the IT Act was amended to state that tax exemption will be given to registered political parties "Provided also that such political party furnishes a return of income for the previous year in accordance with the provisions of sub-section (4B) of section 139 on or before the due date under that section." Thus, any party which does not submit its IT returns on or before the due date, their income should not be tax-exempted and defaulting parties should be derecognized.
- Those parties not following the ICAI guidelines for auditing of reports should be scrutinized by the IT department.
- **All political parties must provide all information on their finances under the Right to Information Act.** This will only strengthen political parties, elections and democracy.
- **Penal or stringent action (instead of only sending reminder letters) to be taken against recognised political parties for delaying or defaulting on the submission of their audit and contribution reports each year.** Specific laws that command culpability like Section 13A of the Income Tax Act, 1961 and Section 29 (C) of the Representation of People Act, 1951 which lay down a proviso stating cancellation of tax exemption to political parties if they fail to submit their financial statements has not been stringently enforced by the Election Commission. Every year, between FY 2017-18 to 2023-24, at least 16 parties defaulted on the submission of their annual reports.

Detailed Report

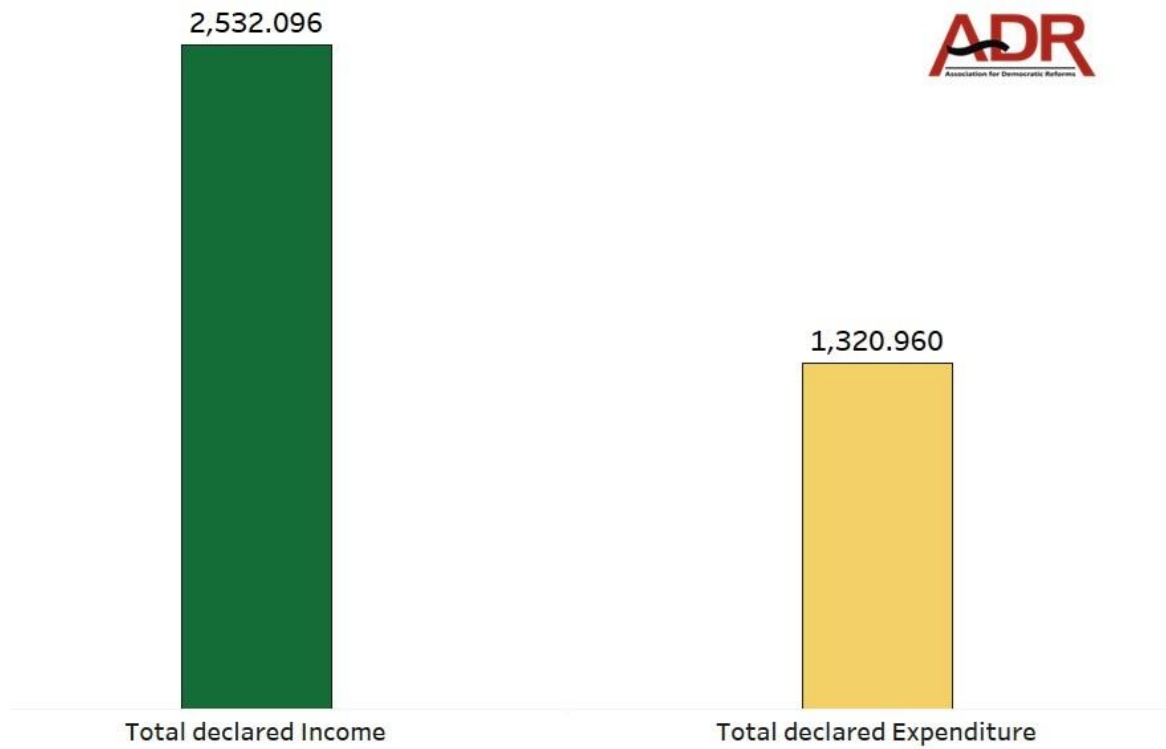
Status of submission of Annual Audit reports by the Regional Parties, FY 2023-24

- The due date for submission of annual audited accounts for the parties was **31st October,'24**.
- **20 of the 60 regional parties** had **submitted their audit reports on time**, while 20 parties delayed their submission by several days, ranging from **12 days to 216 days**.
- **It has been 313 days since the due date for submission**, the audit reports of the remaining **20 Regional Parties** for **FY 2023-24** are yet to be available on the website of the ECI, at the time of preparation of this report.
- Some of the political parties whose audited statements are yet to be available on the ECI website include major political parties like **SHS, BPF, JKNC, NCP and Shiv Sena (UBT)** etc.

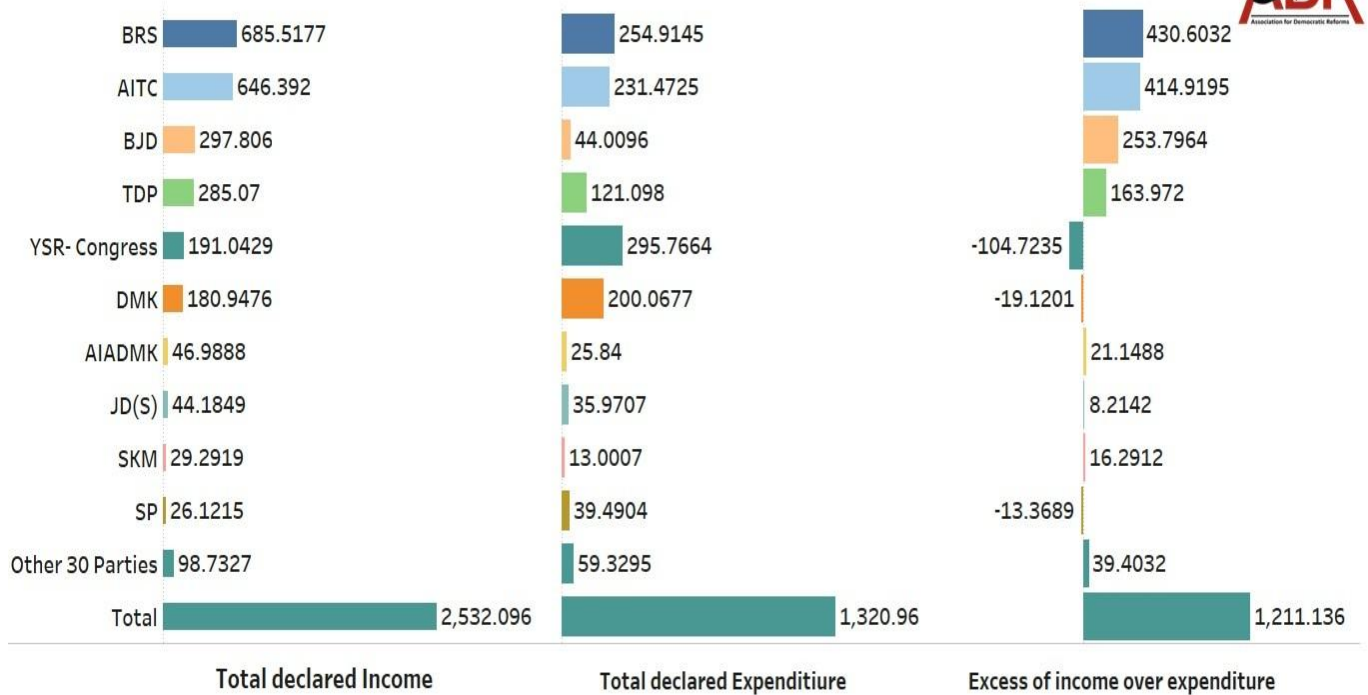
Total Income and Expenditure of Regional Parties, FY 2023-24

- During FY 2023-24, the **total income** declared by **40 Regional Political Parties** was **Rs 2532.096 cr** while the total expenditure incurred by these parties amounts to **Rs 1320.96 cr**, resulting in **47.83%** of the income **remaining unspent**.
- The top 5 parties with highest total declared income include BRS, AITC, BJD, TDP and YSR-Congress. **BRS** has the highest income of **Rs 685.5177 cr** or **27.07 %** amongst all the 40 regional parties whose audit reports are available on the ECI website.
- In terms of the total declared expenditure, **YSR-Congress** spent the highest amount of **Rs 295.7664 cr**, followed by **BRS** and **AITC**, which spent **Rs 254.9145 cr** and **Rs 231.4725 cr** respectively.
- **12 out of 40 political parties**, which have submitted their audit reports, have **incurred expenditure more than their total income**. Of these, YSR-Congress, SP, JD(U), MNF, NPF and MGP **spent more than 50% of their total income** during FY 2023-24.
- It is to be noted that the **Goa Forward Party** has declared zero income during FY 2023–24, while the party has shown an expenditure of **Rs 1.56 lakhs**.

Total Income and Expenditure declared by Regional Parties, FY 2023-24 (in Rs Cr)



Total Income & Expenditure declared by top 10 Regional Parties, FY 2023-24 (in Rs Cr)



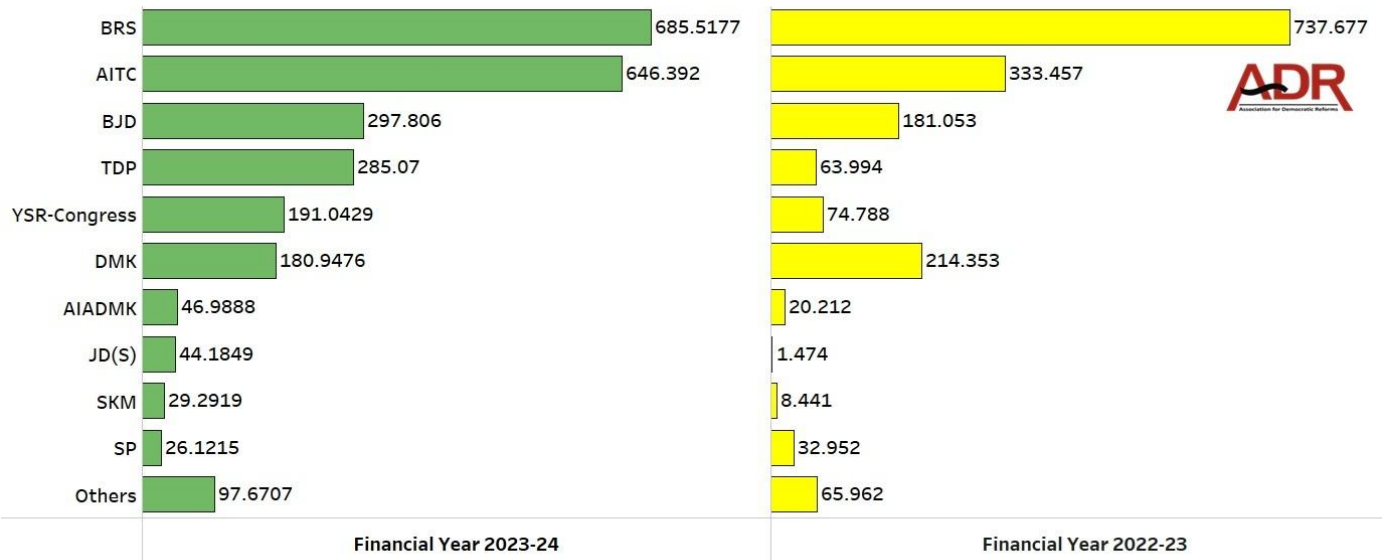
S. No.	Party	Total income and expenditure declared by Regional Political Parties, FY 2023-24 (in Rs cr)			
		Total declared Income (A)	Total declared Expenditure (B)	Excess of income over expenditure (A-B=C)	Share of income remaining unspent (C/A*100)
1	BRS	685.5177	254.9145	430.6032	62.81%
2	AITC	646.392	231.4725	414.9195	64.19%
3	BJD	297.806	44.0096	253.7964	85.22%
4	TDP	285.07	121.098	163.972	57.52%
5	YSR- Congress	191.0429	295.7664	-104.7235	-54.82%
6	DMK	180.9476	200.0677	-19.1201	-10.57%
7	AIADMK	46.9888	25.84	21.1488	45.01%
8	JD(S)	44.1849	35.9707	8.2142	18.59%
9	SKM	29.2919	13.0007	16.2912	55.62%
10	SP	26.1215	39.4904	-13.3689	-51.18%
11	MNS	23.04	4.344	18.696	81.15%
12	CPI	19.549	13.808	5.741	29.37%
13	JMM	15.842	1.382	14.46	91.28%
14	JD(U)	11.1177	18.4105	-7.2928	-65.60%
15	JJP	6.4639	1.4776	4.9863	77.14%
16	SDF	5.6998	4.0402	1.6596	29.12%
17	SAD	4.2054	5.9643	-1.7589	-41.82%
18	AIMIM	2.075	1.237	0.838	40.39%
19	NDPP	1.832	1.563	0.269	14.68%
20	CPI(ML)(L)	1.7095	1.7549	-0.0454	-2.66%
21	KC(M)	1.286	0.239	1.047	81.42%
22	Apna Dal (Soneylal)	1.1069	1.0774	0.0295	2.67%
23	Rashtriya Loktantrik Party	0.9947	0.8415	0.1532	15.40%
24	INLD	0.845	0.57	0.275	32.54%
25	AJSU Party	0.41	0.142	0.268	65.37%
26	Revolutionary Goans Party	0.367	0.3253	0.0417	11.36%
27	AIUDF	0.358	0.204	0.154	43.02%
28	DMDK	0.3453	0.3372	0.0081	2.35%
29	ZPM	0.2943	0.2878	0.0065	2.21%
30	JKPDP	0.2753	0.2751	0.0002	0.07%
31	TMP	0.2424	0.2157	0.0267	11.01%
32	AGP	0.1674	0.0987	0.0687	41.04%
33	LJP (Ram Vilas)	0.1549	0.1665	-0.0116	-7.49%
34	AIFB	0.1064	0.1314	-0.025	-23.50%
35	AINRC	0.0969	0.085	0.0119	12.28%
36	MNF	0.0525	0.1002	-0.0477	-90.86%
37	NPF	0.048	0.1276	-0.0796	-165.83%
38	PPA	0.04	0.036	0.004	10.00%
39	MGP	0.008	0.0727	-0.0647	-808.75%
40	GFP	0	0.0156	-0.0156	-
Total		Rs 2532.096 cr	Rs 1320.96 cr	Rs 1211.136 cr	47.83%

Comparison of Income of Regional Parties, FY 2022-23 and FY 2023-24

- Total income of the 39 out of 40 parties, whose audit reports are available for both FY 2022-23 and 2023-24, increased from **Rs 1736.851 cr** in FY 2022-23 to **Rs 2531.802 cr** in FY 2023-24, a total **increase of 45.77%** or **Rs 794.951 cr**.
- **23 parties** have shown an **increase in their income** from FY 2022-23 to FY 2023-24 while **15 parties** have shown a **decline in their income** during this period.

- Comparing the income of top 5 parties for FY 2023-24 with the previous financial year, **AITC** declared the highest increase in its income of **Rs 312.935 cr** or **93.85%**, followed by **TDP** and **BJD** which declared a total increase of **Rs 221.076 cr** or **345.46%** and **Rs 116.753 cr** or **64.49%**, respectively.
- BRS** declared the maximum **decrease in income** between FY 2022-23 and 2023-24 by **Rs 52.1593 cr** followed by **DMK** (**Rs 33.4054 cr**) and **SP** (**Rs 6.8305 cr**).

Comparison of Income of Regional Political Parties, FY 2022-23 & 2023-24 (In Rs cr)



Party	Comparison of Income of Political Parties, FY 2022-23 and FY 2023-24		
	Financial Year 2022-23 (in Rs cr) (A)	Financial Year 2023-24 (in Rs cr) (B)	Increase/ decrease in total income (B-A=C)
BRS	737.677	685.5177	- Rs 52.1593 cr (-7.07%)
AITC	333.457	646.392	Rs 312.935 cr (93.85%)
BJD	181.053	297.806	Rs 116.753 cr (64.49%)
TDP	63.994	285.07	Rs 221.076 cr (345.46%)
YSR-Congress	74.788	191.0429	Rs 116.2549 cr (155.45%)
DMK	214.353	180.9476	- Rs 33.4054 cr (-15.58%)
AIADMK	20.212	46.9888	Rs 26.7768 cr (132.48%)
JD(S)	1.4738	44.1849	Rs 42.7111 cr (2898.03%)
SKM	8.441	29.2919	Rs 20.8509 cr (247.02%)
SP	32.952	26.1215	- Rs 6.8305 cr (-20.73%)
MNS	13.415	23.04	Rs 9.625 cr (71.75%)
CPI	15.325	19.549	Rs 4.224 cr (27.56%)
JMM	2.687	15.842	Rs 13.155 cr (489.58%)
JD(U)	16.854	11.1177	- Rs 5.7363 cr (-34.04%)
JJP	7.261	6.4639	- Rs 0.7971 cr (-10.98%)
SDF	0.129	5.6998	Rs 5.5708 cr (4318.45%)
SAD	1.46	4.2054	Rs 2.7454 cr (188.04%)
AIMIM	3.043	2.075	- Rs 0.968 cr (-31.81%)
NDPP	1.938	1.832	- Rs 0.106 cr (-5.47%)
CPI(ML)(L)	1.736	1.7095	- Rs 0.0265 cr (-1.53%)
KC(M)	0.142	1.286	Rs 1.144 cr (805.63%)
Apna Dal (Soneylal)	0.2178	1.1069	Rs 0.8891 cr (408.22%)
Rashtriya Loktantrik Party	0.11	0.9947	Rs 0.8847 cr (804.27%)
INLD	0.2451	0.845	Rs 0.5999 cr (244.76%)

Party	Comparison of Income of Political Parties, FY 2022-23 and FY 2023-24		
	Financial Year 2022-23 (in Rs cr) (A)	Financial Year 2023-24 (in Rs cr) (B)	Increase/ decrease in total income (B-A=C)
AJSU Party	0.113	0.41	Rs 0.297 cr (262.83%)
Revolutionary Goans Party	0.039	0.367	Rs 0.328 cr (841.03)
AIUDF	0.0988	0.358	Rs 0.2592 cr (262.35%)
DMDK	0.541	0.3453	- Rs 0.1957 cr (-36.17%)
J&KPDP	0.112	0.2753	Rs 0.1633 cr (145.80%)
TMP	1.766	0.2424	- Rs 1.5236 cr (-86.27%)
AGP	0.116	0.1674	Rs 0.0514 cr (44.31%)
LJP (Ram Vilas)	0.2358	0.1549	- Rs 0.0809 cr (-34.31%)
AIFB	0.1068	0.1064	- Rs 0.0004 cr (-0.37)
AINRC	0.0783	0.0969	Rs 0.0186 cr (23.75%)
MNF	0.5762	0.0525	- Rs 0.5237 cr (-90.89)
NPF	0.058	0.048	- Rs 0.01 cr (-17.24%)
PPA	0.0359	0.04	Rs 0.0041 cr (11.42%)
MGP	0.01	0.008	- Rs 0.002 cr (-20.00%)
GFP	0	0	-
Total	Rs 1736.851 cr	Rs 2531.802 cr	Rs 794.951 cr (45.77%)
RJD	5.467	NA	-
UPPL	0.5607	NA	-
RSP	0.07	NA	-
Voice of the People Party	0.0261	NA	-
UDP	0.1911	NA	-
ZPM	NA	0.2943	-
ZNP	NA	NA	-
NCP	NA	NA	-
PDF	NA	NA	-
JCC(J)	NA	NA	-
BPF	NA	NA	-
HSPDP	NA	NA	-
IUML	NA	NA	-
IPFT	NA	NA	-
J&KNC	NA	NA	-
J&KNPP	NA	NA	-
LJP	NA	NA	-
RLSP	NA	NA	-
SHS	NA	NA	-
Shiv Sena (Udhav Balasaheb Thackrey)	NA	NA	-
NCP (Sharadchandra Pawar)	NA	NA	-

Top sources of income of Regional Political Parties, FY 2023-24

- **Grant/Donations/contributions, Fees & Subscriptions and Interest Income** are some of the most common sources of income that feature amongst the top three across Regional political parties.
- **Voluntary contributions/donations** are the **primary source of income of top five Regional political parties** with highest income declared for FY 2023-24.
- **24** out of **40** **Regional political parties** collected more than **80% of their total Income** on **Grants/Donations/Contributions/Donations received or Voluntary Donations/Contributions**.

- Among Regional Parties, **AITC** received **Rs 618.081 cr** of its income from **Donations/Contributions** while **BRS** received **Rs 580.7272 cr** of its income from **Voluntary Donations/Contributions**.

Primary sources of income of Regional Parties which declared highest income, FY 2023-24 (In Rs Cr)

Donations/Contributions	AITC	618.081
	YSR-Congress	184.1177
Voluntary Donations/Contributions	BRS	580.7272
	TDP	274.65
Interest Earned from Bank on FDR & S/B A/cs	SP	21.5820
Fee & Subscriptions	PPA	0.0205
Donations Received	AJSU Party	0.2720
Fees & Subscription	INLD	0.8449
Electoral Bonds	SKM	29.00
Interest from Bank	JD(U)	9.0864
Party-local body election & Membership Fee	DMDK	0.3386
Rent Received	AGP	0.1219
Voluntary Contributions	NDPP	1.8320
By Members Contribution & Donations	TMP	0.2305
Collection by Issuing Coupons/Sales of Publication	KC(M)	0.9960
Donation/Contribution	CPI	5.9945
Donations	JD(S)	43.5578
	Apna Dal (Soneylal)	1.0922
	BJD	245.50
	DMK	75.2378
	MNS	20.8340
	JMM	12.7773
	JJP	5.7170
	SDF	5.5209
	SAD	3.0892
	CPI(ML)(L)	1.0720
Grants/Donation/Contribution	Rashtriya Loktantrik Party	0.9947
	AIUDF	0.3580
	Revolutionary Goans Party	0.3520
	ZPM	0.2795
	JKPDP	0.2290
	LJP(Ram Vilas)	0.1549
	AINRC	0.0969
	MMF	0.0500
	MGP	0.0080
Interest	AIFB	0.0930
Interest on Fixed Deposits with DCUB	AIMIM	0.9936
Members.Contribution & Subscription	NPF	0.0480
Membership Fees & Subscription	AIADMK	20.2945

Regional Party	Total Income	Regional Parties' top 3 sources of Income: Financial Year 2023-24		
		Top 3 Sources of Income	Amount (in Rs cr)	Share of Income
BRS	Rs 685.5177 cr	Voluntary Donations/Contributions	580.7272	84.714%
		Deposits with Scheduled & Non- Scheduled Bank	98.8721	14.423%
		Fee & Subscriptions	3.2299	0.471%
		Other Income	2.6885	0.392%
AITC	Rs 646.392 cr	Donations/Contributions	618.081	95.62%
		Interest from Fixed Deposits	26.5754	4.11%
		Fees & Subscription	0.8479	0.13%
		Other Income	0.8877	0.14%
BJD	Rs 297.806 cr	Grants/Donation/Contribution	245.50	82.44%
		Bank Interest	52.306	17.56%

Regional Party	Total Income	Regional Parties' top 3 sources of Income: Financial Year 2023-24		
		Top 3 Sources of Income	Amount (in Rs cr)	Share of Income
		Fees & Subscription	0	0%
		Other Income	0	0%
TDP	Rs 285.07 cr	Voluntary Donations/Contributions	274.65	96.345%
		Interest on deposits with Banks	10.3877	3.644%
		Interest on Security Deposit with Electricity Board	0.0087	0.003%
		Other Income	0.0236	0.008%
YSR-Congress	Rs 191.0429 cr	Donations/Contributions	184.1177	96.38%
		Interest on Fixed Deposit	6.9252	3.62%
DMK	Rs 180.9476 cr	Grants/Donation/Contribution	75.2378	41.58%
		Surplus from Youth wing conference	64.7113	35.76%
		Interest on deposits with scheduled banks	23.7188	13.11%
		Other Income	17.2797	9.55%
AIADMK	Rs 46.9888 cr	Membership Fees & Subscription	20.2945	43.19%
		Interest Income	17.3907	37.01%
		Collection from issuance of forms & Application Fees	6.0065	12.78%
		Other Income	3.2971	7.02%
JD(S)	Rs 44.1849 cr	Donations	43.5578	98.58%
		Interest from Bank	0.4645	1.05%
		Assembly by-Election/Election Aspirant Fee BBMP Election Application Fees	0.127	0.29%
		Other Income	0.0356	0.08%
SKM	Rs 29.2919 cr	Electoral Bonds	29.00	99.00%
		Interest (Fixed Deposit)	0.1172	0.40%
		Membership Fees	0.1082	0.37%
		Other Income	0.0665	0.23%
SP	Rs 26.1215 cr	Interest Earned from Bank on FDR & S/B A/cs	21.582	82.62%
		Fees & Subscription	3.927	15.03%
		Grants/Donation/Contribution	0.4822	1.85%
		Other Income	0.1303	0.50%
MNS	Rs 23.04 cr	Grants/Donation/Contribution	20.834	90.43%
		Interest on Fixed Deposits	1.633	7.09%
		Profit on sale of Mutual Funds	0.57	2.47%
		Other Income	0.003	0.01%
CPI	Rs 19.549 cr	Donation/Contribution	5.9945	30.66%
		Fees & Subscription	4.7642	24.37%
		Rent	2.4075	12.32%
		Other Income	6.3828	32.65%
JMM	Rs 15.842 cr	Grants/Donation/Contribution	12.7773	81%
		Collection by Issuing Coupons/Sales of Publication	2.545	16%
		Fees & Subscription	0.3881	2%
		Other Income	0.1316	1%
JD(U)	Rs 11.1177 cr	Interest from Bank	9.0864	81.73%
		Grants/Donation/Contribution	1.9546	17.58%
		Liabilities no longer required written back	0.0663	0.60%
		Other Income	0.0104	0.09%
JJP	Rs 6.4639 cr	Grants/Donation/Contribution	5.717	88.445%

Regional Party	Total Income	Regional Parties' top 3 sources of Income: Financial Year 2023-24		
		Top 3 Sources of Income	Amount (in Rs cr)	Share of Income
SDF	Rs 5.6998 cr	Fees & Subscription	0.7309	11.307%
		Rental Income	0.016	0.248%
		Other Income	0	0%
		Grants/Donation/Contribution	5.5209	96.86%
SAD	Rs 4.2054 cr	Fees & Subscription & Others	0.1789	3.14%
		Grants/Donation/Contribution	3.0892	73.458%
		Revenue from issuance of Coupons	0.8667	20.609%
		Fees & Subscription	0.2438	5.797%
AIMIM	Rs 2.075 cr	Other Income	0.0057	0.136%
		Interest on Fixed Deposits with DCUB	0.9936	47.88%
		Rental Income	0.8634	41.61%
		Grants/Donation/Contribution	0.1765	8.51%
NDPP	Rs 1.832 cr	Other Income	0.0415	2.00%
		Voluntary Contributions	1.832	100%
		Grants/Donation/Contribution	1.072	63%
		Fees & Subscription	0.5557	33%
CPI(ML)(L)	Rs 1.7095 cr	Bank & FD Interest	0.0581	3%
		Other Income	0.0237	1%
		Collection by Issuing Coupons/Sales of Publication	0.996	77.45%
		Grants/Donation/Contribution	0.1525	11.86%
KC(M)	Rs 1.286 cr	Fee, Levy & Subscriptions	0.1003	7.80%
		Other Income	0.0372	2.89%
		Donations	1.0922	98.67%
		Interest on Fixed Deposits	0.0143	1.29%
Apna Dal (Soneylal)	Rs 1.1069 cr	Interest on Income Tax Refund	0.0002	0.02%
		Other Income	0.0002	0.02%
		Grants/Donation/Contribution	0.9947	100.00%
		Fees & Subscriptions	0	0%
Rashtriya Loktantrik Party	Rs 0.9947 cr	Collection by Issuing Coupons/Sales of Publication	0	0%
		Other Income	0	0%
		Fees & Subscriptions	0	0%
		Grants/Donation/Contribution	0.9947	100.00%
INLD	Rs 0.845 cr	Other Income	0.0001	0.01%
		Collection by Issuing Coupons/Sales of Publication	0	0%
		Grants/Donation/Contribution	0	0%
		Fees & Subscription	0.8449	99.99%
AJSU Party	Rs 0.41 cr	Donations Received	0.272	66.34%
		Members Contribution & Subscription	0.138	33.66%
Revolutionary Goans Party	Rs 0.367 cr	Grants, Donations & Contributions	0.352	95.91%
		Fees & Subscriptions	0.015	4.09%
AIUDF	Rs 0.358 cr	Grants, Donations & Contributions	0.358	100%
		Fees & Subscriptions	0	0%
		Collection by Issuing Coupons/Sales of Publication	0	0%
		Other Income	0	0%
DMDK	Rs 0.3453 cr	Party-local body election & Membership Fee	0.3386	98.06%
		Interest on Deposits	0.0037	1.07%
		By Donation Received	0.003	0.87%
		Other Income	0	0%

Regional Party	Total Income	Regional Parties’ top 3 sources of Income: Financial Year 2023-24		
		Top 3 Sources of Income	Amount (in Rs cr)	Share of Income
ZPM	Rs 0.2943 cr	Grants/Donation/Contribution	0.2795	94.97%
		Collection by Issuing Coupons/Sales of Publication	0.0148	5.03%
		Fees & Subscription	0	0%
		Other Income	0	0%
JKPDP	Rs 0.2753 cr	Grants/ Donations/Contributions	0.229	83.18%
		Fees & Subscription	0.0425	15.44%
		Interest on Bank Balance	0.0038	1.38%
		Other Income	0	0%
TMP	Rs 0.2424 cr	By Members Contribution & Donations	0.2305	95%
		By Interest on Savings	0.0119	5%
AGP	Rs 0.1674 cr	Rent Received	0.1219	73%
		Grants/ Donations/Contributions	0.04	24%
		Misc. Receipts	0.0037	2%
		Other Income	0.0018	1%
LJP (Ram Vilas)	Rs 0.1549 cr	Grants/ Donations/Contributions	0.1549	100%
AIFB	Rs 0.1064 cr	Interest	0.093	87%
		Fees, Subscription & Leavy	0.0134	13%
AINRC	Rs 0.0969 cr	Grants/ Donations/Contributions	0.0969	100%
MNF	Rs 0.0525 cr	Grants/ Donations/ Contributions	0.05	95.00%
		Bank Interest	0.0025	5%
		Fee & Subscriptions	0	0%
		Other Income	0	0%
NPF	Rs 0.048 cr	Members. Contribution & Subscription	0.048	100.00%
PPA	Rs 0.04 cr	Fee & Subscriptions	0.0205	51%
		Grant/Donation/ Contributions	0.0185	46%
		Miscellaneous Income	0.001	3%
		Other Income	0	0%
MGP	Rs 0.008 cr	Grants/ Donations/ Contributions	0.008	100.00%
		Fee & Subscriptions	0	0%
		Collection by Issuing Coupons/Sales of Publication	0	0%
		Other Income	0	0%
GFP	Rs 0	Fee & Subscriptions	0	0%
		Grant/Donation/ Contributions	0	0%
		Collection by Issuing Coupons/Sales of Publication	0	0%
		Other Income	0	0%
Total			Rs 2532.096 cr	

Top items of expenditure of Regional Political Parties, FY 2023-24

- The most common items on which parties have incurred highest expenses, are **election expenditure, administrative and general expenses**.
- **13** out of **40** regional political parties incurred more than **50%** of their total expenditure on **Administrative and General Expenses**.
- Amongst the top 3 parties, which have reported spending the highest overall amount, **YSR-Congress** spent the maximum (**Rs 265.3986 cr**) on Party Programs Expenses followed by **BRS** which spent **Rs 197.5524 cr** on

Election Expenditure and DMK spent Rs 170.077 cr on Election Expenditure.

Major Items of Expenditure of Regional Parties which incurred highest expenses, FY 2023-24 (In Rs Cr)

Election Expenditure	BRS	197.5524
	DMK	170.0770
	AITC	81.7417
	JD(S)	35.0390
	BJD	30.6455
	SP	19.1490
	Rashtriya Loktantrik Party	0.8293
	JJP	0.5947
	JMM	0.3109
Party Programs Expenses	AIUDF	0.1019
	YSR-Congress	265.3986
Administrative & General Expenses	TDP	35.3813
	AIADMK	17.2268
	JD(U)	15.6279
	CPI	9.5995
	SAD	2.8240
	SDF	2.6698
	MNS	2.2909
	CPI(ML)(L)	1.0554
	AIMIM	1.0049
	INLD	0.4288
	AJSU Party	0.1420
	ZPM	0.1368
	KC(M)	0.1268
	MNF	0.0675
	AINRC	0.0552
	PPA	0.0220
	MGP	0.0102
Depreciation	NDPP	1.3062
	NPF	0.0844
Consultancy Charges	TMP	0.0500
Depreciation & Amortisation Expenses	Apna Dal (Soneylal)	0.1288
	LJP(Ram Vilas)	0.1161
Electricity Charges	DMDK	0.0640
Employee Cost	Revolutionary Goans Party	0.1170
	JKPDP	0.1063
	AIFB	0.0651
	AGP	0.0618
	GFP	0.0061
Transfer to Candidates for Election Expenses	SKM	6.00

Regional Party	Total Expenditure	Top 3 items of expenditure of Regional Parties: Financial Year 2023-24		
		Top 3 Items of Expenditure	Amount (Rs in cr)	% of Expenditure
BRS	Rs 254.9145 cr	Election Expenditure	197.5524	77.50%
		Administrative And General Expenses	53.666	21.05%
		Depreciation and Amortisation Expenses	3.6568	1.43%
		Other Expenditure	0.0393	0.02%
AITC	Rs 231.4725 cr	Election Expenditure	81.7417	35%
		Administrative & General Expenses	11.063	5%
		Employee costs	2.2506	1%
		Other Expenditure	136.4172	59%
BJD	Rs 44.0096 cr	Election Expenditure	30.6455	69.63%
		Depreciation & Amortisation Expenses	3.8795	8.82%
		Administrative & General Expenses	0.8797	2.00%
		Other Expenditure	8.605	19.55%
TDP	Rs 121.098 cr	Administrative & General Expenses	35.3813	29.22%
		Election expenditure	80.424	66.41%
		Finance Costs	0.93	0.77%
		Other Expenditure	4.3627	3.60%

Regional Party	Total Expenditure	Top 3 items of expenditure of Regional Parties: Financial Year 2023-24		
		Top 3 Items of Expenditure	Amount (Rs in cr)	% of Expenditure
YSR-Congress	Rs 295.766 cr	Party Programs Expenses	265.3986	89.73%
		Election Campaign Expenditure	28.4421	9.62%
		Depreciation & Amortization Expenses	0.7229	0.24%
		Other Expenditure	1.2024	0.41%
DMK	Rs 200.0677 cr	Election Expenditure	170.077	85.01%
		Administrative & General Expenses	22.7675	11.38%
		Depreciation	5.6582	2.83%
		Other Expenditure	1.565	0.78%
AIADMK	Rs 25.84 cr	Administrative & General Expenses	17.2268	66.67%
		Election Expenditure	5.7334	22.19%
		Family Benevolent Fund payments and Medical Relief Payments	1.1483	4.44%
		Other Expenditure	1.7315	6.70%
JD(S)	Rs 35.97 cr	Election Expenditure	35.039	97.41%
		Administrative Expenses	0.666	1.85%
		Employee costs	0.265	0.74%
		Other Expenditure	0	0%
SKM	Rs 13.0007 cr	Transfer to Candidates for Election Expenses	6.00	46.15%
		Publicity Materials	3.1583	24.29%
		Rent & Salary – Constituency	1.1946	9.19%
		Other Expenditure	2.6478	20.37%
SP	Rs 39.4904 cr	Election Expenditure	19.149	48.49%
		Administrative & General Expenses	10.169	25.75%
		Depreciation & Amortisation Expenses	4.903	12.42%
		Other Expenditure	5.269	13.34%
MNS	Rs 4.344 cr	Administrative & General Expenses	2.2909	52.737%
		Depreciation & Amortisation Expenses	0.8074	18.587%
		Employee costs	0.6324	14.558%
		Other Expenditure	0.6133	14.118%
CPI	Rs 13.808 cr	Administrative & General Expenses	9.5995	69.52%
		Employee Costs	2.8906	20.93%
		Depreciation	1.0807	7.83%
		Other Expenditure	0.2372	1.72%
JMM	Rs 1.382 cr	Election Expenditure	0.3109	22.496%
		Administrative & General Expenses	0.4211	30.47%
		Depreciation & Amortisation Expenses	0.113	8.177%
		Other Expenditure	0.537	38.857%
JD(U)	Rs 18.41 cr	Administrative & General Expenses	15.6279	84.89%
		Election Expenditure	2.3255	12.63%
		Employee Cost	0.2788	1.51%
		Other Expenditure	0.1778	0.97%
JJP	Rs 1.4776 cr	Election Expenditure	0.5947	40.25%
		Employee cost	0.138	9.34%
		Administrative & General Expenses	0.0662	4.48%
		Other Expenditure	0.6787	45.93%
SDF	Rs 4.04 cr	Administrative & General Expenses	2.6698	66.08%
		Election Expenses	0.8377	20.74%
		Finance Cost, Depreciation and Amortisation Expenses	0.5325	13.18%

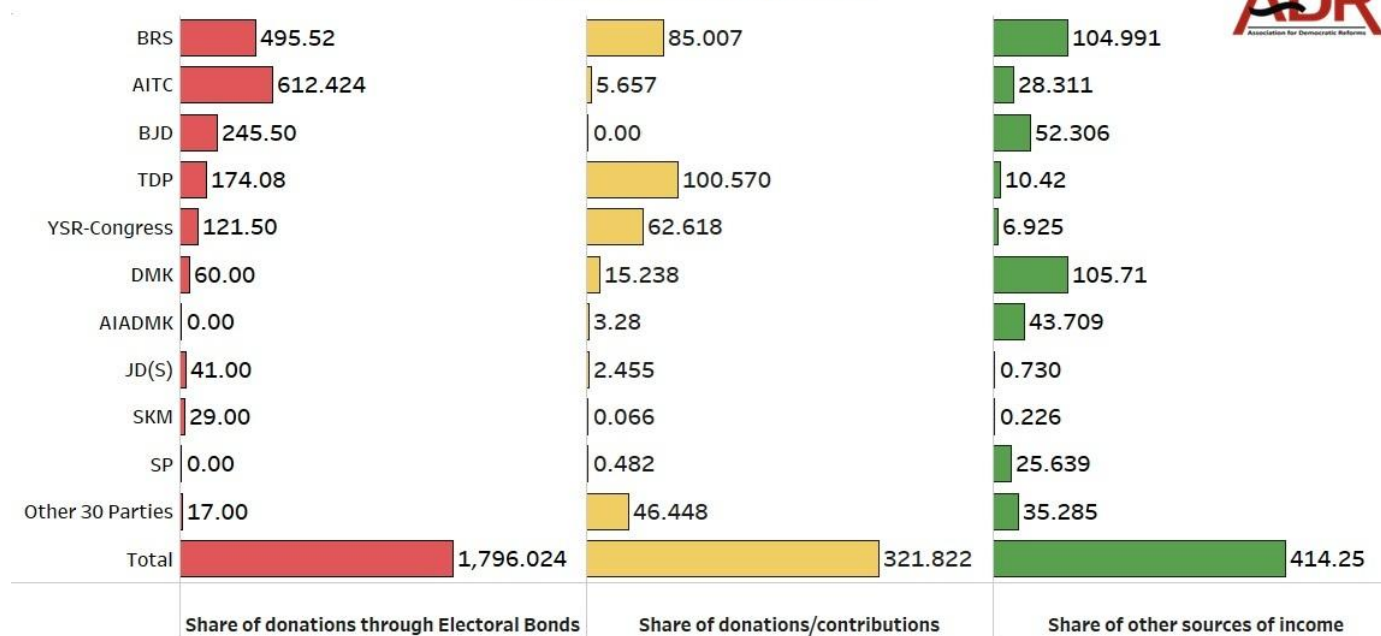
Regional Party	Total Expenditure	Top 3 items of expenditure of Regional Parties: Financial Year 2023-24		
		Top 3 Items of Expenditure	Amount (Rs in cr)	% of Expenditure
		Other Expenditure	0	0%
SAD	Rs 5.9643 cr	Administrative & General Expenses	2.824	47.35%
		Election Expenditure	2.3487	39.38%
		Employee Costs	0.5869	9.84%
		Other Expenditure	0.2047	3.43%
AIMIM	Rs 1.237 cr	Administrative & General Expenses	1.0049	81.24%
		Election Expenditure	0.124	10.02%
		Depreciation & Amortisation Expenses	0.0831	6.72%
		Other Expenditure	0.025	2.02%
NDPP	Rs 1.563 cr	Depreciation	1.3062	83.57%
		Advertisement Expenses	0.0747	4.78%
		Employee Costs	0.0504	3.22%
		Other Expenditure	0.1317	8.43%
CPI(ML)(L)	Rs 1.7549 cr	Administrative & General Expenses	1.0554	60.14%
		Election Expenditure	0.5352	30.497%
		Depreciation & Amortisation Expenses	0.1635	9.317%
		Other Expenditure	0.0008	0.046%
KC(M)	Rs 0.2390 cr	Administrative & General Expenses	0.1268	53.05%
		Repairs and maintenance	0.1036	43.35%
		Audit fee	0.0025	1.05%
		Other Expenditure	0.0061	2.55%
Apna Dal (Soneylal)	Rs 1.0774 cr	Depreciation & Amortisation Expenses	0.1288	12%
		Employee Costs	0.0544	5%
		Election Expenditure	0.0512	5%
		Other Expenditure	0.843	78%
Rashtriya Loktantrik Party	Rs 0.8415 cr	Election Expenditure	0.8293	98.55%
		Administrative & General Expenses	0.0106	1.26%
		Depreciation & Amortisation Expenses	0.0013	0.15%
		Other Expenditure	0.0003	0.04%
INLD	Rs 0.57 cr	Administrative & General Expenses	0.4288	75.23%
		Depreciation & Amortisation Expenses	0.0315	5.53%
		Employee Cost	0.02	3.51%
		Other Expenditure	0.0897	16%
AJSU Party	Rs 0.142 cr	Administrative & General Expenses	0.142	100%
Revolutionary Goans Party	Rs 0.3253 cr	Employee Cost	0.117	36%
		Administrative Expenses	0.1119	34%
		Election Expenditure	0.0847	26%
		Other Expenditure	0.0117	4%
AIUDF	Rs 0.204 cr	Election Expenditure	0.1019	49.95%
		Administrative & General Expenses	0.0496	24.31%
		Employee Cost	0.048	23.53%
		Other Expenditure	0.0045	2.21%
DMDK	Rs 0.3372 cr	Electricity Charges	0.064	18.98%
		Salary	0.044	13.05%
		Office Expenses	0.041	12.16%
		Other Expenditure	0.1882	55.81%
ZPM	Rs 0.2878 cr	Administrative & General Expenses	0.1368	47.53%
		Election Expenditure	0.0908	31.55%
		Employee Cost	0.0602	20.92%

Regional Party	Total Expenditure	Top 3 items of expenditure of Regional Parties: Financial Year 2023-24		
		Top 3 Items of Expenditure	Amount (Rs in cr)	% of Expenditure
		Other Expenditure	0	0%
JKPDP	Rs 0.2751 cr	Employee Cost	0.1063	38.64%
		Financial Costs Depreciation & Amortisation Expenses	0.0105	3.82%
		Election Expenditure	0	0%
		Other Expenditure	0.1583	57.54%
TMP	Rs 0.2157 cr	Consultancy Charges	0.05	23%
		Salary to Staffs	0.036	17%
		Drug Awareness Expenses	0.023	11%
		Other Expenditure	0.1067	49%
AGP	Rs 0.0987 cr	Employee Costs	0.0618	63%
		Administrative & General Expenses	0.0349	35%
		Depreciation & Amortisation Expenses	0.002	2%
		Other Expenditure	0	0%
LJP (Ram Vilas)	Rs 0.1665 cr	Depreciation & Amortisation Expenses	0.1161	69.73%
		Administrative & General Expenses	0.0245	14.715%
		Employee Cost	0.0195	11.712%
		Other Expenditure	0.0064	3.843%
AIFB	Rs 0.1314 cr	Employee Cost	0.0651	49.54%
		Travelling & Conveyance	0.0314	23.90%
		Office Exp.	0.0124	9.44%
		Other Expenditure	0.0225	17.12%
AINRC	Rs 0.085 cr	Administrative & General Expenses	0.0552	65%
		Employee Cost	0.024	28%
		Depreciation and Amortisation Expenses	0.0023	3%
		Other Expenditure	0.0035	4%
MNF	Rs 0.10 cr	Administrative & General Expenses	0.0675	67.50%
		Employee Costs	0.0325	32.50%
		Election Expenditure	0	0%
		Other Expenditure	0	0%
NPF	Rs 0.1276 cr	Depreciation	0.0844	66.14%
		Salaries	0.025	19.59%
		Electricity Bill & Expenses	0.0045	3.53%
		Other Expenditure	0.0137	10.74%
PPA	Rs 0.036 cr	Administrative & General Expenses	0.022	61.11%
		Employee Costs	0.0096	26.67%
		Depreciation and Amortisation Expenses	0.0035	9.72%
		Other Expenditure	0.0009	2.50%
MGP	Rs 0.0727 cr	Administrative & General Expenses	0.0102	14.03%
		Finance Costs	0.0023	3.16%
		Election Expenditure	0	0%
		Other Expenditure	0.0602	82.81%
GFP	Rs 0.0156 cr	Employee Costs	0.0061	39.10%
		Depreciation and Amortisation Expenses	0.00476	30.51%
		Administrative and General Expenses	0.00004	0.26%
		Other Expenditure	0.0047	30.13%
Total			Rs 1320.96 cr	

Share of income of Regional Parties from Electoral Bonds and other sources, FY 2023-24

- **40 Regional Parties** collected **Rs 2117.846 cr** or **83.64%** of their total income from **voluntary contributions** (includes donations via Electoral Bonds and other Donations & Contributions) for FY 2023-24.
- During FY 2023-24, out of the 40 political parties whose annual audit reports are available on the ECI website, **10 political parties** have declared receiving **donations through Electoral Bonds** amounting to a total of **Rs 1796.024 cr**.
- **AITC** received the highest donations worth **Rs 612.4238 cr** or **94.74%** of its total income through Electoral Bonds followed by **BRS** declaring Electoral Bonds worth **Rs 495.52 cr** or **72.28%** and **BJD** (**Rs 245.50 cr** or **82.44%**).
- **10.86%** or **Rs 274.898 cr** of the total income was generated through **Interest Income & FDRs** by the political parties for FY 2023-24.

Share of income of top 10 Regional Political Parties through Electoral Bonds, Donations/Contributions & Other income, FY 2023-24 (In Rs Cr)



Disclaimer

Source for the data used in the report are the audited accounts submitted by the political parties to the Income Tax Department and the Election Commission of India. These can be accessed from myneta.info/party and <https://www.eci.gov.in/annual-audit-reports>. ADR does not add or subtract any information, unless the EC changes the data. In particular, no unverified information from any other source is used. The data can be accessed from the websites of the ECI. While all effort has been made to ensure that the information is in keeping with what is mentioned in the statements submitted by the political parties, in case of discrepancy between information in this report and that given in their statements, the information reported by the parties should be treated as correct. Association for Democratic Reforms (ADR), National Election Watch (NEW) and their volunteers are not responsible or liable for any direct, indirect special, or consequential damages, claims, demands, losses of any kind whatsoever, made, claimed, incurred or suffered by any party arising under or relating to the usage of data provided by ADR through this report.

It is to be noted that ADR undertakes great care and adopts utmost due diligence in analyzing and dissemination of the audit and reports of the political parties submitted with the Election Commission of India. Such information is only aimed at highlighting the increased misuse of money in our electoral and political process so as to facilitate a system of transparency, accountability and good governance and to enable voters to form an informed choice. Therefore, it is expected that anyone using this report shall undertake due care and utmost precaution while using the data provided by ADR. ADR is not responsible for any mishandling, discrepancy, inability to understand, misinterpretation or manipulation, distortion of the data in such a way so as to benefit or target a particular political party or politician or candidate.

Contact Details

Media and Journalist Helpline +91 80103 94248 Email: adr@adrindia.org https://adrindia.org/about-adr/state-coordinators	Maj. Gen Anil Verma (Retd.) Head National Election Watch, Association for Democratic Reforms +91 11 4165 4200 anilverma@adrindia.org	Prof Jagdeep Chhokar IIM Ahmedabad (Retd.) Founder Member National Election Watch, Association for Democratic Reforms jchhokar@gmail.com	Prof Trilochan Sastry IIM Bangalore (Retd.) Founder Member, National Election Watch, Association for Democratic Reforms tsastry@gmail.com
---	--	--	--

Annexure – I

Regional Parties' Audit report status as per ECI website: FY 2022-23 and 2023-24				
S.No.	Political Party	Party Code	Financial Year 2022-23	Financial Year 2023-24
1	Bharat Rashtra Samithi	BRS	Submitted	Submitted
2	All India Trinamool Congress	AITC	Submitted	Submitted
3	Biju Janata Dal	BJD	Submitted	Submitted
4	Telugu Desam Party	TDP	Submitted	Submitted
5	Yuvajana Sramika Rythu Congress Party	YSR-Congress	Submitted	Submitted
6	Dravida Munnetra Kazhagam	DMK	Submitted	Submitted
7	All India Anna Dravida Munnetra Kazhagam	AIADMK	Submitted	Submitted
8	Janata Dal (Secular)	JD(S)	Submitted	Submitted
9	Sikkim Krantikari Morcha	SKM	Submitted	Submitted
10	Samajwadi Party	SP	Submitted	Submitted
11	Maharashtra Navnirman Sena	MNS	Submitted	Submitted
12	Communist Party of India	CPI	Submitted	Submitted
13	Jharkhand Mukti Morcha	JMM	Submitted	Submitted
14	Janata Dal (United)	JD(U)	Submitted	Submitted
15	Jannayak Janta Party	JJP	Submitted	Submitted
16	Sikkim Democratic Front	SDF	Submitted	Submitted
17	Shiromani Akali Dal	SAD	Submitted	Submitted

Regional Parties' Audit report status as per ECI website: FY 2022-23 and 2023-24				
S.No.	Political Party	Party Code	Financial Year 2022-23	Financial Year 2023-24
18	All India Majlis-E-Ittehadul Muslimeen	AIMIM	Submitted	Submitted
19	Nationalist Democratic Progressive Party	NDPP	Submitted	Submitted
20	Communist Party of India (Marxist-Leninist) (Liberation)	CPI(ML)(L)	Submitted	Submitted
21	Kerala Congress (M)	KC(M)	Submitted	Submitted
22	Apna Dal (Soneylal)	AD (Soneylal)	Submitted	Submitted
23	Rashtriya Loktantrik Party	RLP	Submitted	Submitted
24	Indian National Lok Dal	INLD	Submitted	Submitted
25	AJSU Party	AJSU Party	Submitted	Submitted
26	All India United Democratic Front	AIUDF	Submitted	Submitted
27	Desiya Murpokku Dravida Kazhagam	DMDK	Submitted	Submitted
28	Jammu and Kashmir Peoples Democratic Party	J&KPDP	Submitted	Submitted
29	Asom Gana Parishad	AGP	Submitted	Submitted
30	Lok Janshakti Party (Ram Vilas)	LJP (Ram Vilas)	Submitted	Submitted
31	All India N.R. Congress	AINRC	Submitted	Submitted
32	Naga Peoples Front	NPF	Submitted	Submitted
33	People's Party of Arunachal	PPA	Submitted	Submitted
34	Maharashtrawadi Gomantak	MGP	Submitted	Submitted
35	Goa Forward Party	GFP	Submitted	Submitted
36	Rashtriya Janata Dal	RJD	Submitted	Not available on the ECI website
37	United People's Party, Liberal	UPPL	Submitted	Not available on the ECI website
38	Revolutionary Socialist Party	RSP	Submitted	Not available on the ECI website
39	Voice of the People Party	VPP	Submitted	Not available on the ECI website
40	All India Forward Bloc	AIFB	Submitted	Submitted
41	Tipra Motha Party	TMP	Submitted	Submitted
42	Mizo National Front	MNF	Submitted	Submitted
43	Revolutionary Goans Party	RGP	Submitted	Submitted
44	United Democratic Party	UDP	Submitted	Not available on the ECI website
45	Zoram People's Movement	ZPM	Not available on the ECI website	Submitted
46	Zoram Nationalist Party	ZNP	Not available on the ECI website	Not available on the ECI website
47	Nationalist Congress Party	NCP	Not available on the ECI website	Not available on the ECI website
48	People's Democratic Front	PDF	Not available on the ECI website	Not available on the ECI website
49	Janta Congress Chhattisgarh (J)	JCC(J)	Not available on the ECI website	Not available on the ECI website
50	Bodoland Peoples Front	BPF	Not available on the ECI website	Not available on the ECI website

Regional Parties' Audit report status as per ECI website: FY 2022-23 and 2023-24				
S.No.	Political Party	Party Code	Financial Year 2022-23	Financial Year 2023-24
51	Hill State People's Democratic Party	HSPDP	Not available on the ECI website	Not available on the ECI website
52	Indian Union Muslim League	IUML	Not available on the ECI website	Not available on the ECI website
53	Indigenous People's Front of Tripura	IPFT	Not available on the ECI website	Not available on the ECI website
54	Jammu & Kashmir National Conference	JKNC	Not available on the ECI website	Not available on the ECI website
55	Jammu & Kashmir National Panthers Party	JKNPP	Not available on the ECI website	Not available on the ECI website
56	Lok Jan Shakti Party	LJP	Not available on the ECI website	Not available on the ECI website
57	Rashtriya Lok Samta Party	RLSP	Not available on the ECI website	Not available on the ECI website
58	Shiv Sena	SHS	Not available on the ECI website	Not available on the ECI website
59	Shiv Sena (Udhav Balasaheb Thackrey)	SHS(UBT)	Not available on the ECI website	Not available on the ECI website
60	Nationalist Congress Party - Sharadchandra Pawar	NCP (Sharadchandra Pawar)	Not available on the ECI website	Not available on the ECI website