

Date: 10 January, 2025

ANALYSIS OF DONATIONS RECEIVED BY REGIONAL POLITICAL PARTIES – FY 2022-23

A Report by
Association for Democratic Reforms

Association for Democratic Reforms
T-95, 2nd floor, C.L. House, Gautam Nagar
New Delhi – 110 049
Email: adr@adrindia.org; Phone: 011-4165 4200

Table of Contents

Executive Summary	3
Observations.....	9
Recommendations	10
Detailed Report.....	11
I. Donations declared by Regional Parties to the ECI (FY 2022-23).....	11
II. Comparison of donations received by Regional Parties between FY 2021-22 and FY 2022-23.....	13
III. Cash donations declared by Regional Parties in FY 2022-23	15
IV. State-wise donations to Regional Parties in FY 2022-23.....	16
V. Mode of contribution to Regional Parties in FY 2022-23	17
VI. Donors from Corporates/ business sectors Vs. Individual donors (FY 2022-23).....	18
VII. Disclosure of PAN details of donors by Regional parties, FY 2022-23	19
VIII. Donations to Regional Parties worth Rs 50 lakhs and above, FY 2022-23	20
Contact details	23
Disclaimer.....	23
Annexure – 1	24
Annexure – 2	24
Annexure – 3	25
Annexure – 4	26

Analysis of Donations declared by Regional Political Parties – FY 2022-23

This report, prepared by **Association for Democratic Reforms (ADR)** focuses on donations declared by Regional Political Parties, during the Financial Year 2022-23, as submitted by the parties to the Election Commission of India (ECI).

Executive Summary

The **executive summary** below lists the key observations drawn from the report:

I. **Status of submission of contribution reports by Regional Parties to ECI for FY 2022-23**

35 out of **57** regional parties analyzed, **only 18** had submitted their donations reports to the ECI in the stipulated time period. **17** other regional parties have delayed their submission by a minimum of **2 days** to **164 days**.

Status of submission of Contribution Reports by Regional Parties to ECI Due date for filing report: 30 September 2023					
S. No.	Political Party	Party Code	Status of Submission	Date of Submission	No. of days by which delayed
1	Kerala Congress (M)	KC(M)	Submitted on time	9 May 2023	0
2	All India Anna Dravida Munnetra Kazhagam	AIADMK	Submitted on time	20 June 2023	0
3	Naga Peoples Front	NPF	Submitted on time	30 June 2023	0
4	All India United Democratic Front	AIUDF	Submitted on time	17 July 2023	0
5	All Jharkhand Students Union Party	AJSU Party	Submitted on time	3 August 2023	0
6	Shiromani Akali Dal	SAD	Submitted on time	14 August 2023	0
7	Maharashtrawadi Gomantak Party	MGP	Submitted on time	28 August 2023	0
8	Yuvajana Sramika Rythu Congress Party	YSR-Congress	Submitted on time	1 September 2023	0
9	Biju Janata Dal	BJD	Submitted on time	11 September 2023	0
10	Maharashtra Navnirman Sena	MNS	Submitted on time	16 September 2023	0
11	Nationalist Democratic Progressive Party	NDPP	Submitted on time	25 September 2023	0
12	Dravida Munnetra Kazhagam	DMK	Submitted on time	25 September 2023	0
13	Bharat Rashtra Samithi	BRS	Submitted on time	25 September 2023	0
14	Jharkhand Mukti Morcha	JMM	Submitted on time	26 September 2023	0
15	All India Trinamool Congress	AITC	Submitted on time	27 September 2023	0
16	Jannayak Janta Party	JJP	Submitted on time	27 September 2023	0
17	Telugu Desam Party	TDP	Submitted on time	27 September 2023	0
18	Indian Union Muslim League	IUML	Submitted on time	29 September 2023	0
19	Sikkim Krantikari Morcha	SKM	Submitted with delay	3 October 2023	2 days
20	Janata Dal (United)	JD(U)	Submitted with delay	28 October 2023	27 days
21	Janata Dal (Secular)	JD(S)	Submitted with delay	30 October 2023	29 days
22	Apna Dal (Soneylal)	AD (Soneylal)	Submitted with delay	30 October 2023	29 days
23	Communist Party of India (Marxist-Leninist) (Liberation)	CPI(ML)(L)	Submitted with delay	30 October 2023	29 days
24	Samajwadi Party	SP	Submitted with delay	30 October 2023	29 days
25	All India Majlis-E- Ittehadul Muslimeen	AIMIM	Submitted with delay	30 October 2023	29 days
26	Rashtriya Loktantrik Party	RLTP	Submitted with delay	4 November 2023	34 days
27	Asom Gana Parishad	AGP	Submitted with delay	6 November 2023	35 days
28	Desiya Murpokku Dravida Kazhagam	DMDK	Submitted with delay	6 November 2023	35 days

Status of submission of Contribution Reports by Regional Parties to ECI
Due date for filing report: 30 September 2023

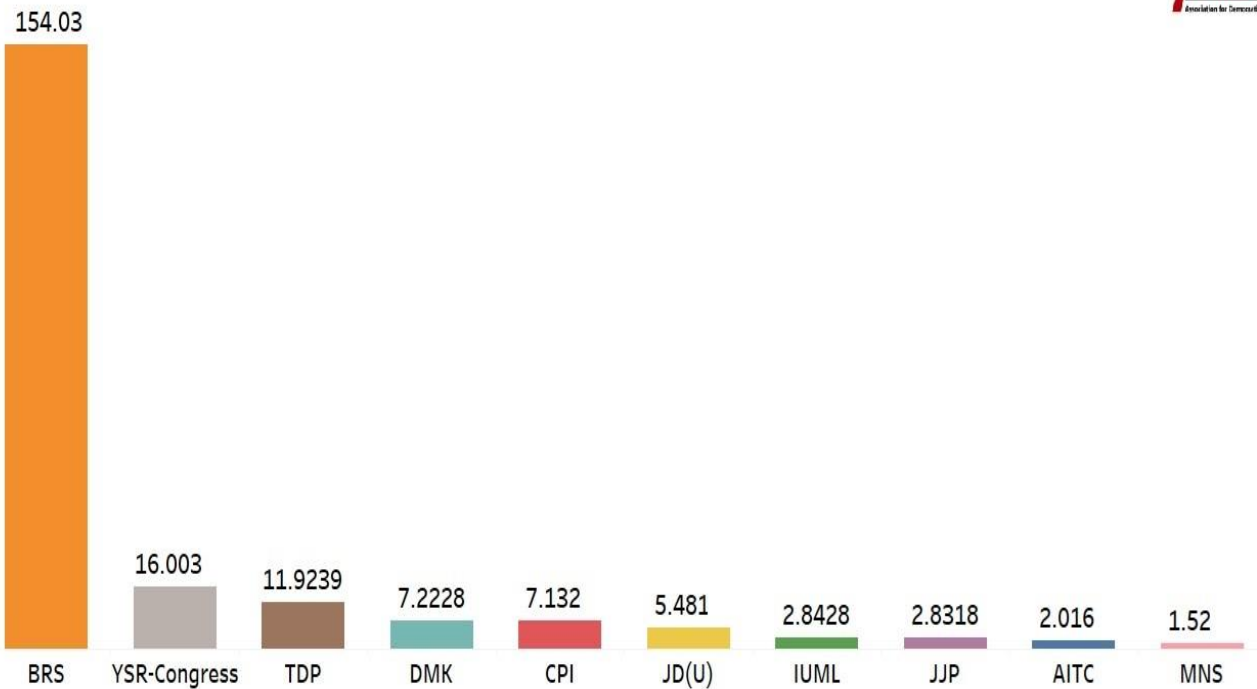
S. No.	Political Party	Party Code	Status of Submission	Date of Submission	No. of days by which delayed
29	Goa Forward Party	GFP	Submitted with delay	6 November 2023	35 Days
30	Sikkim Democratic Front	SDF	Submitted with delay	6 November 2023	35 Days
31	Indian National Lok Dal	INLD	Submitted with delay	9 November 2023	38 days
32	Communist Party of India	CPI	Submitted with delay	30 November 2023	60 days
33	United People's Party, Liberal	UPPL	Submitted with delay	4 December 2023	64 days
34	Jammu & Kashmir National Conference	J&KNC	Submitted with delay	15 January 2024	106 days
35	Voice of the People Party	Voice of the People Party	Submitted with delay	13 March 2024	164 days
36	All India Forward Bloc	AIFB	Not available on ECI website		one year, three months and 10 days (as of 10 January, 2025)
37	All India N.R. Congress	AINRC	Not available on ECI website		
38	Bodoland Peoples Front	BPF	Not available on ECI website		
39	Hill State People's Democratic Party	HSPDP	Not available on ECI website		
40	Indigenous People's Front of Tripura	IPFT	Not available on ECI website		
41	Jammu & Kashmir National Panthers Party	J&KNPP	Not available on ECI website		
42	Jammu and Kashmir Peoples Democratic Party	J&KPDP	Not available on ECI website		
43	Janta Congress Chhattisgarh (J)	JCC(J)	Not available on ECI website		
44	Lok Jan Shakti Party	LJP	Not available on ECI website		
45	Mizo National Front	MNF	Not available on ECI website		
46	Nationalist Congress Party	NCP	Not available on ECI website		
47	People's Democratic Front	PDF	Not available on ECI website		
48	People's Party of Arunachal	PPA	Not available on ECI website		
49	Rashtriya Janata Dal	RJD	Not available on ECI website		
50	Rashtriya Lok Samta Party	RLSP	Not available on ECI website		
51	Revolutionary Socialist Party	RSP	Not available on ECI website		
52	Shiv Sena	SHS	Not available on ECI website		
53	United Democratic Party	UDP	Not available on ECI website		
54	Zoram Nationalist Party	ZNP	Not available on ECI website		
55	Lok Jan Shakti Party (Ram Vilas)	LJP (Ram Vilas)	Not available on ECI website		
56	Shiv Sena (Uddhav Balasaheb Thackrey)	Shiv Sena (UBT)	Not available on ECI website		
57	Tipra Motha Party	TMP	Not available on ECI website		

II. Donations to Regional Parties as declared to the ECI, FY 2022-23

- Under **Section 29C (1) of the Representation of People's Act, 1951**, political parties are required to prepare a report providing details of contributions **in excess of Rs 20,000** from any person in a particular financial year to avail 100% tax exemption. However, in FY 2022-23, we see that **4 regional parties (DMK, MNS, AIMIM and AD(Soneylal))** have also provided details of donations received **below Rs 20,000** in their contribution reports.
- The total amount of donations declared by **28** regional parties analysed, including both above and below Rs 20,000, was **Rs 216.765 cr**, from **2119** donations.
- No donations have been declared by **NPF, BJD, DMDK, GFP, SDF, INLD** and **JKNC** for FY 2022-23.

- d. With regard to the total amount of donations, **BRS** leads with **Rs 154.03 cr** from **47** donations followed by **YSR-Congress** which has declared receiving **Rs 16.003 cr** from **5** donations. **TDP** declared receiving **Rs 11.9239 cr** that is the third highest amongst all regional parties. **DMK** and **CPI** have declared total donations **Rs 7.2228 cr** and **Rs 7.132 cr**, respectively.
- e. **90.56%** or **Rs 196.3117 cr** of the total donations received by regional parties have been received solely by **top 5 regional parties**.

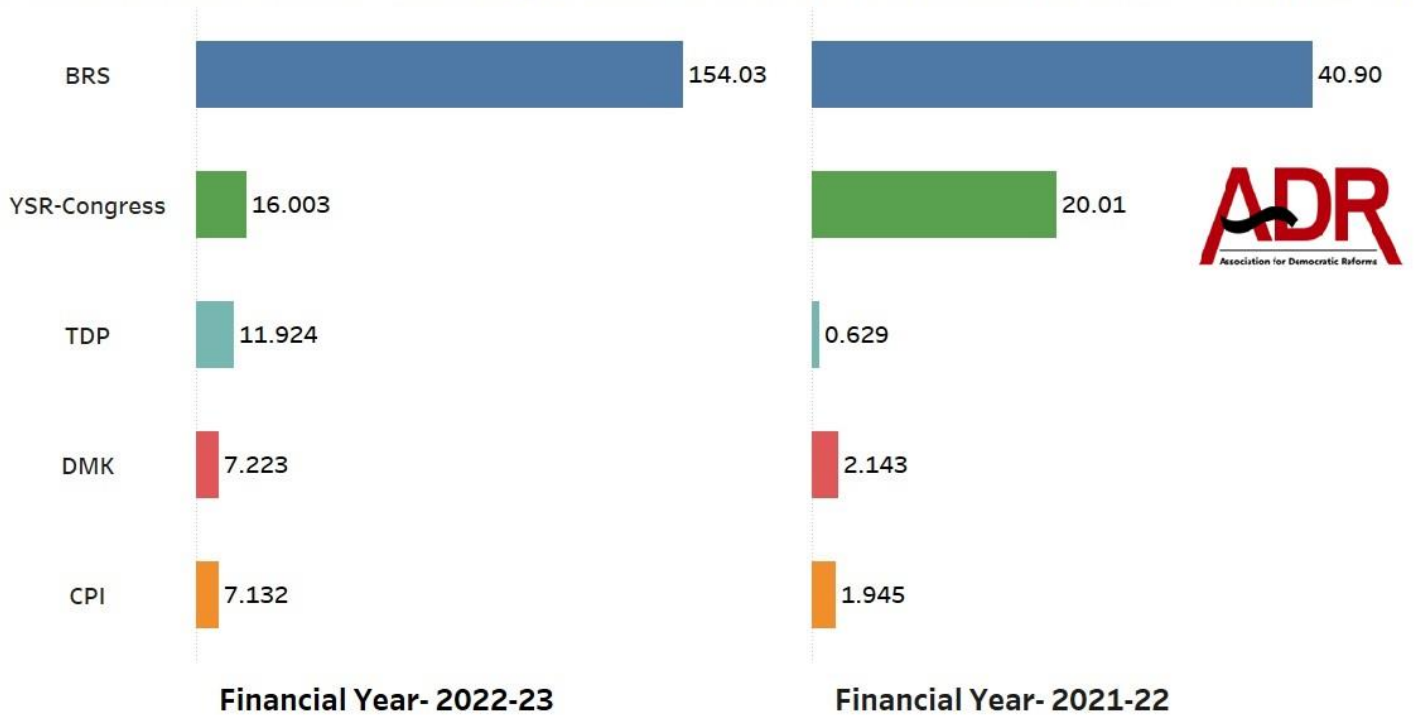
Top 10 Regional Parties which declared maximum donations (Above Rs 20,000) for FY 2022-23 (in Rs Cr)



III. Comparison of donations received by Regional Parties between FY 2021-22 and FY 2022-23

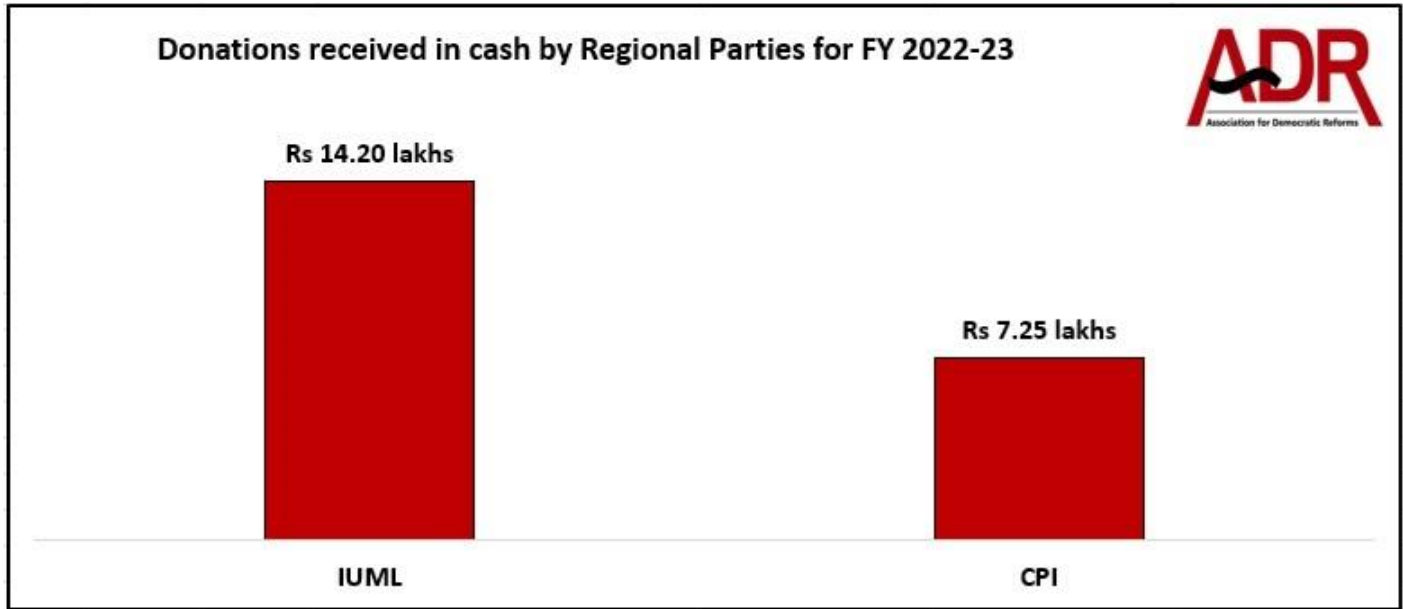
- a. **JMM, JJP, TDP** and **AITC** saw the highest percentage increase in their income from donations between FY 2021-22 and 2022-23.
- b. Between FY 2021-22 and 2022-23, donations to **JMM** increased by **3685%**, followed by **JJP** for which it was **1997.63%**, for **TDP** it was **1795.69%**, and for **AITC** the increase was **368.84%**.
- c. Two parties (**NDPP** and **AIADMK**) did not receive any donations during FY 2021-22, but parties have declared donations for FY 2022-23. **NDPP** declared **Rs 1.217 cr** and **AIADMK** declared **Rs 1.05 lakhs**.
- d. **DMDK, GFP, MGP, SP** and **SAD** witnessed maximum decrease in the percentage of donations received between FY 2021-22 and 2022-23, of **100%**, **100%**, **99.24%**, **99.10%** and **89.10%** respectively.
- e. **SDF, BJD** and **JKNC** have not declared any donations above **Rs 20,000** during FY 2021-22 and FY 2022-23.
- f. The top five parties which declared the highest donations in FY 2022-23 are **BRS, YSR-Congress, TDP, DMK** and **CPI**. Out of these parties, **BRS, TDP, DMK** and **CPI** declared an **increase in their donations** while **YSR-Congress** declared a **decrease in the donations** in comparison with FY 2021-22.

Comparison of donations received by top 5 Regional Parties between FY 2021-22 & 2022-23 (in Rs Cr)



IV. Cash donations declared by the Regional Parties, FY 2022-23

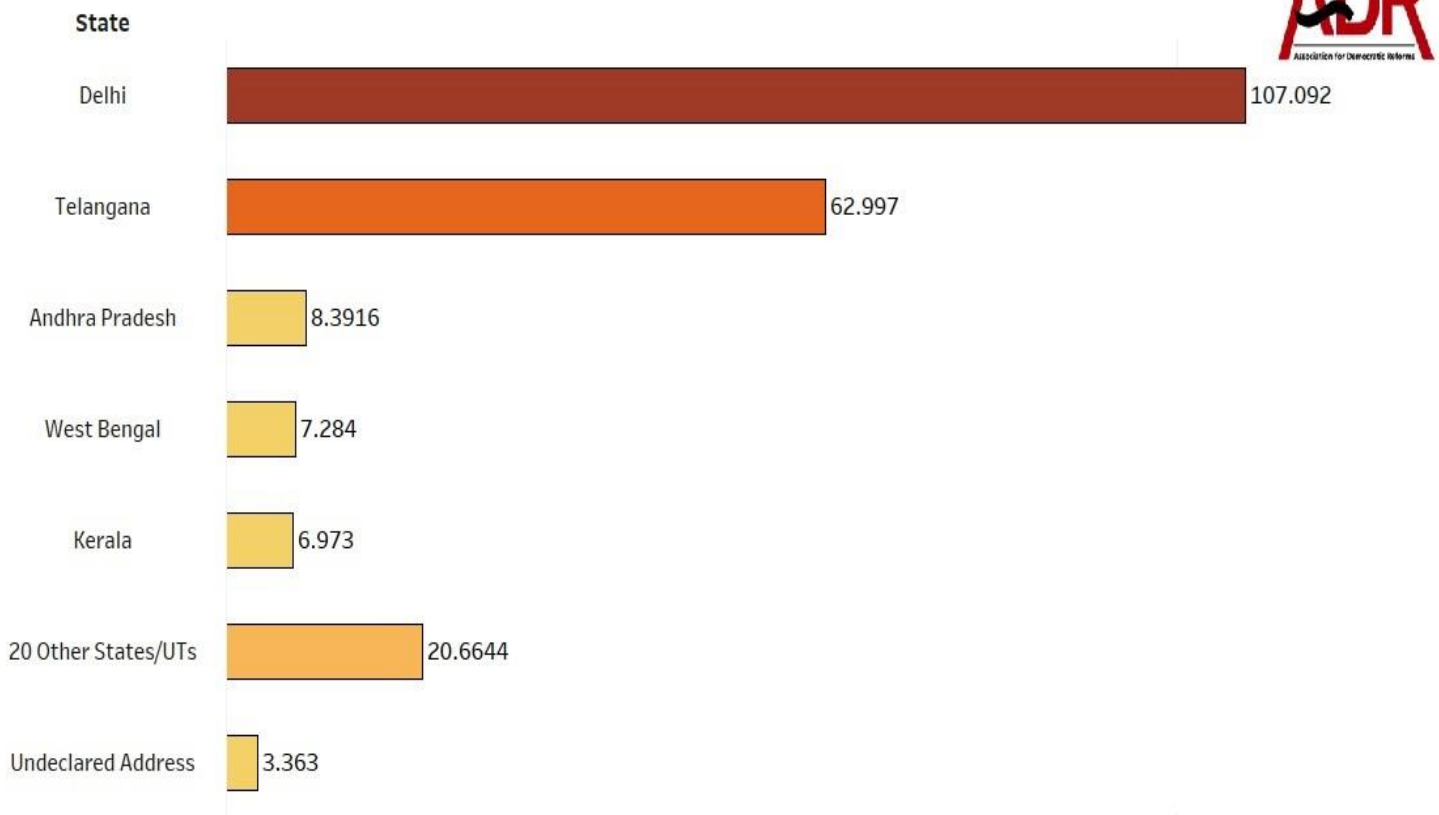
- Out of the total donations of **Rs 216.765 cr** declared by the regional parties, **Rs 21.45 lakhs** from **43 donations** was received in cash during FY 2022-23. This formed only **0.099%** of the **total donations** to the parties.
- Maximum donations in cash** were declared by **IUML**, which collected a total of **Rs 14.20 lakhs**, followed by **CPI** with **Rs 7.25 lakh**.
- Among all the states, donors from **Kerala** made the highest donations of **Rs 9.09 lakhs** in cash followed by donors from **West Bengal** who donated a total of **Rs 5.91 lakhs** in cash.
- Donations worth **Rs 5.90 lakhs in cash did not have address details**. 2 Regional Parties (**IUML** and **CPI**) have received such donations in FY 2022-23 (Refer Annexure-1)



V. **State-wise donations to Regional Parties, FY 2022-23**

- Segregation of donations according to location** was made by ADR based on the **addresses** provided by the parties in their donations report to the ECI.
- Donations declared by the regional parties contained details of donations received from **25 States/Union Territories/common capitals** according to the declared address of donors.
- Regional parties have declared receiving the highest donations of **Rs 107.092 cr** from **Delhi**, followed by **Rs 62.997 cr** from **Telangana** and **Rs 8.3916 cr** from **Andhra Pradesh**.
- A total of **Rs 3.363 cr** (1.5514% of total donations received by the regional parties, FY 2022-23), **could not be attributed to any State/Union Territory due to incomplete or lack of information provided by the parties.**

Top Five states which contributed to Regional parties, FY 2022-23 (in Rs Cr)




VI. Donors from corporates/ business sectors Vs. individual donors, FY 2022-23

- 169** donations from **corporate/business** sectors amounting to **Rs 169.204 cr** were made to the regional parties while **1827** individual donors donated **Rs 45.243 cr** to the parties during FY 2022-23.
- In case of [National Parties](#), **3318** donations to the National parties were made by **corporate/business sectors** amounting to **Rs 680.495 cr (80.017%** of total donations) while **8567 individual** donors donated **Rs 166.621 cr (19.592 %** of total donations) to the parties during FY 2022-23.
- With the maximum number of donations during FY 2022-23, **BRS** has declared **40** donations from **corporate/business sectors** amounting to **Rs 138.97 cr** while **7 individual donors** donated **Rs 15.06 cr** to the party.

VII. Disclosure of PAN details in donations, FY 2022-23

- Out of **28** regional parties which declared receiving donations, **5 parties** have **declared donations without their PAN details**.
- Rs 96.20 lakhs** or **0.444%** of the total amount of donations received by regional parties **do not have PAN details**.

Status of declaration of PAN by Regional Parties for FY 2022-23



Observations

- ECI [notification dated 29th August, '14](#) stated that “...no tax deduction shall be allowed on the contributions made in cash by any person or company to a political party. Accordingly, the political party shall maintain name and address of all such individuals, companies or entities making donation to it, excepting petty sums, donated by the public only during its public rallies”. This notification was applicable for donations made from FY 2014-15 onwards. **DMK** declared 3 donations in cash worth **Rs 12.61 lakhs** (contribution received less than Rs.2000/- (Rupees two thousand through Party Development Fund, Election Fund and The Women Wing Development)
- For FY 2022-23, address details for **121** donations worth **Rs 3.363 cr (1.5514%** of total donations received by the regional parties) were not declared by parties.
- Out of **28** Regional Parties which declared receiving donations, **5 parties** have **declared receiving 52 donations worth Rs 96.20 lakhs without PAN details.**
- For a large number of donations, **regional parties have mentioned 'Online/RTGS/Cheque no.'** as mode of contribution without providing any further information such as bank details. This makes it difficult to verify whether the information given is accurate or not.
- Out of a total of **2,119** donations, mode of contribution for **204 donations** worth **Rs 165.733 cr** is incomplete.

Recommendations

- a. The Supreme Court gave a judgment on September 13, 2013 declaring that no part of a candidate's affidavit should be left blank. Similarly, **no part of the Form 24A submitted by political parties providing details of donations above Rs 20,000 should be blank.**
- b. All donors who have donated a **minimum of Rs 20,000** as a single or multiple donations should **provide their PAN details.**
- c. The National and Regional Parties should, ideally, **lead by example** by filing **complete and correct statements** of donations to the ECI **well in time** for public scrutiny so as to encourage financial transparency.
- d. It is suggested that the ECI **publicizes on its website details of the action taken (if any) against political parties that fail to provide required details** (such as name and address) of individuals, companies or entities making donations in cash.
- e. Parties **not adhering** to the deadline fixed by the Election Commission of India should be **penalized** by making them **liable to pay tax on 100% of their income** from various sources.
- f. **Incomplete contributions reports** having missing or incorrect PAN/mode of payment details must **be returned to the parties** by the ECI, to deter them from providing incomplete information.
- g. **The National and Regional political parties must provide all information on their finances under the Right to Information Act.** This will go a long way in strengthening political parties, elections and democracy.
- h. **Annual scrutiny** of donations reports of **National, Regional and unrecognized parties** should be initiated by a dedicated department of the **CBDT**, to **discourage donations** from **shell companies or illegal entities.**

Detailed Report

Political parties rely heavily on donations for contesting elections and running their daily affairs. They receive huge sums of money in the form of donations/ contributions from corporates or business houses, trusts and individuals. Section 29C of the Representation of People Act, 1951 mandates that political parties submit their contribution details in excess of Rs 20,000 received from any person or a company to the ECI annually, in order to enjoy 100% tax exemption.

This report, prepared by **Association for Democratic Reforms (ADR)** focuses on donations received by **35 Regional Political Parties**, during the Financial Year 2022-23, as submitted by the parties to the Election Commission of India (ECI).

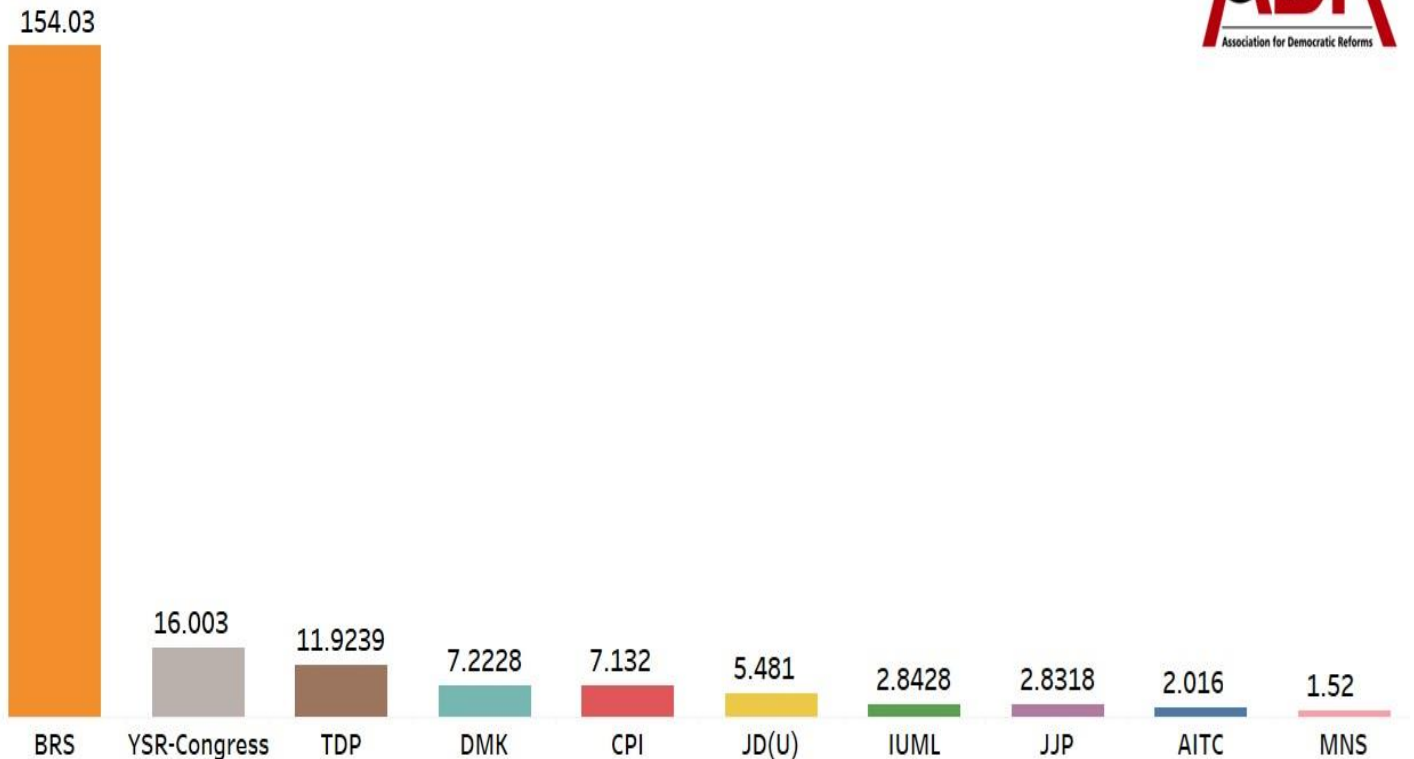
I. Donations declared by Regional Parties to the ECI (FY 2022-23)

- Under **Section 29C(1) of the Representation of People's Act, 1951**, political parties are required to prepare a report providing details of contributions **in excess of twenty thousand rupees** from any person in a particular financial year to avail 100% tax exemption. However, in FY 2022-23, we see that **4 regional** parties (DMK, MNS, AIMIM and AD (Soneylal)) have also provided details of donations received **below Rs 20,000** in their contributions reports, amounting to **Rs 15.97 lakhs**.
- The total amount of donations declared by regional parties, including both above and below Rs 20,000, was **Rs 216.765 cr**, from **2119 donations**.
- With regard to the total amount of donations, **BRS** leads with **Rs 154.03 cr** from **47** donations followed by **YSR-Congress**, which has declared receiving **Rs 16.003 cr** from **5** donations. **TDP** declared receiving **Rs 11.9239 cr**, which is the third highest amongst all regional parties. **DMK** and **CPI** have declared total donations of **Rs 7.7228 cr** and **Rs 7.132 cr**, respectively.
- 90.56%** or **Rs 196.3117 cr** of the total donations received by regional parties have been received solely by top five regional parties.
- No donations have been declared by **NPF, BJD, DMDK, GFP, SDF, INLD** and **JKNC** for FY 2022-23.

Donations declared by Regional Parties during FY 2022-23 (in Rs cr)							
S. No.	Party	Declared donations above Rs 20,000		Declared donations below Rs 20,000		Total no. of donations	Total amount
		No. of donations	Donation (in Rs cr)	No. of donations	Donation (in Rs cr)		
1	BRS	47	154.03	0	0	47	Rs 154.03 cr
2	YSR-Congress	5	16.003	0	0	5	Rs 16.003 cr
3	TDP	193	11.9239	0	0	193	Rs 11.9239 cr
4	DMK	351	7.07	32	0.1528	383	Rs 7.2228 cr
5	CPI	246	7.132	0	0	246	Rs 7.132 cr
6	JD(U)	372	5.481	0	0	372	Rs 5.481 cr
7	IUML	328	2.8428	0	0	328	Rs 2.8428 cr
8	JJP	104	2.8318	0	0	104	Rs 2.8318 cr
9	AITC	7	2.016	0	0	7	Rs 2.016 cr
10	MNS	144	1.5169	4	0.0031	148	Rs 1.52 cr
11	SAD	19	1.446	0	0	19	Rs 1.446 cr
12	NDPP	2	1.2176	0	0	2	Rs 1.2176 cr
13	SKM	9	0.6693	0	0	9	Rs 0.6693 cr
14	CPI(ML) (L)	124	0.601	0	0	124	Rs 0.601 cr
15	JMM	23	0.3785	0	0	23	Rs 0.3785 cr
16	SP	11	0.269	0	0	11	Rs 0.269 cr
17	JD(S)	1	0.25	0	0	1	Rs 0.25 cr
18	AIMIM	24	0.2394	1	0.0015	25	Rs 0.2409 cr

Donations declared by Regional Parties during FY 2022-23 (in Rs cr)							
S. No.	Party	Declared donations above Rs 20,000		Declared donations below Rs 20,000		Total no. of donations	Total amount
		No. of donations	Donation (in Rs cr)	No. of donations	Donation (in Rs cr)		
19	UPPL	13	0.1398	0	0	13	Rs 0.1398 cr
20	KC(M)	24	0.137	0	0	24	Rs 0.137 cr
21	RLTP	1	0.11	0	0	1	Rs 0.11 cr
22	AJSU	11	0.099	0	0	11	Rs 0.099 cr
23	AIUDF	7	0.083	0	0	7	Rs 0.083 cr
24	AD (Soneylal)	7	0.07	2	0.0023	9	Rs 0.0723 cr
25	Voice of the People Party	4	0.0242	0	0	4	Rs 0.0242 cr
26	AIADMK	1	0.0105	0	0	1	Rs 0.0105 cr
27	MGP	1	0.01	0	0	1	Rs 0.01 cr
28	AGP	1	0.0036	0	0	1	Rs 0.0036 cr
29	NPF	0	0	0	0	0	Rs 0
30	BJD	0	0	0	0	0	Rs 0
31	DMDK	0	0	0	0	0	Rs 0
32	GFP	0	0	0	0	0	Rs 0
33	SDF	0	0	0	0	0	Rs 0
34	INLD	0	0	0	0	0	Rs 0
35	JKNC	0	0	0	0	0	Rs 0
Total		2080 donations	Rs 216.6053 cr	39 donations	Rs 0.1597 cr	2119 donations	Rs 216.765 cr

Top 10 Regional Parties which declared maximum donations for FY 2022-23 (in Rs Cr)



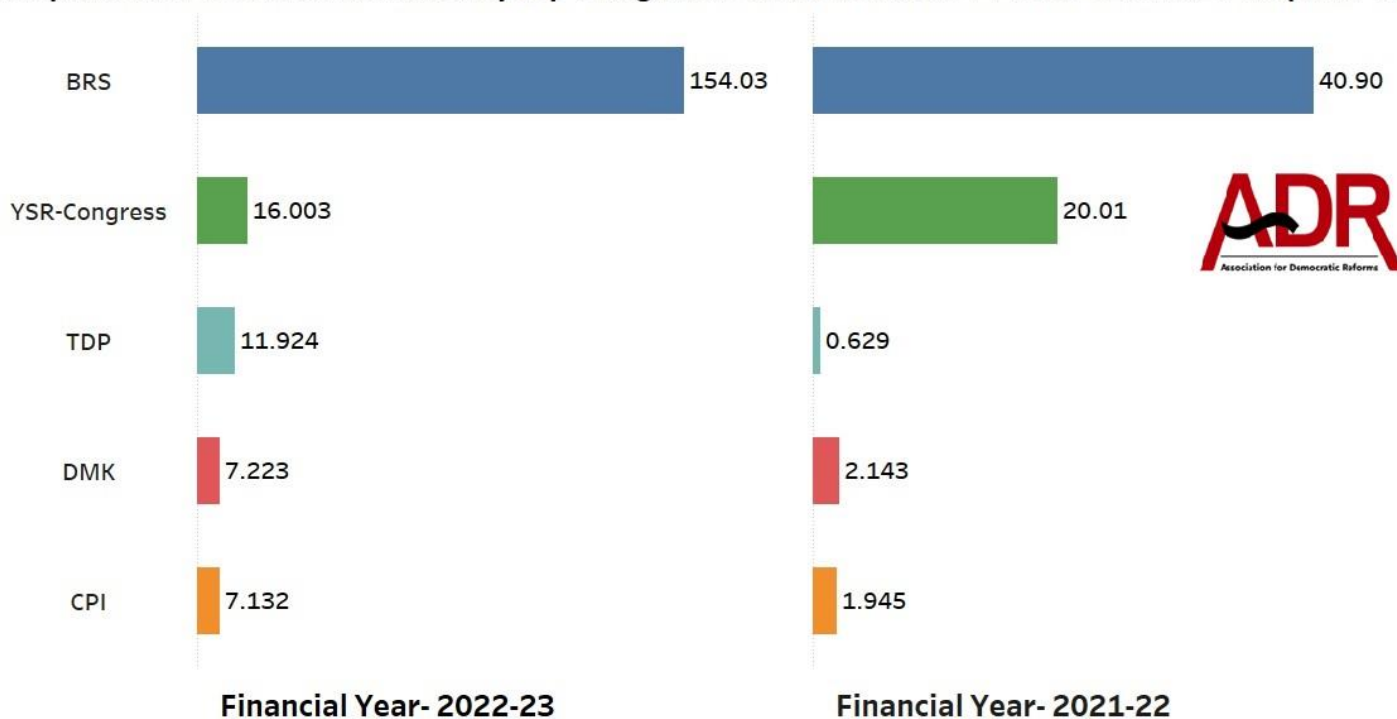
II. Comparison of donations received by Regional Parties between FY 2021-22 and FY 2022-23

- 10 regional parties** considered in this report did not submit their contribution report for one of the two financial years: **AD(Soneylal), Voice of the People Party, UPPL, AGP, INLD, NPF, AIFB, PDF, PPA and NCP.**
- 12 regional parties** have declared a **decrease** in the amount of donations received between FY 2021-22 and 2022-23.
- The overall donations of **14 regional parties** saw an increase in the FY 2022-23 compared to the previous FY 2021-22.
- 2 parties (NDPP and AIADMK)** had not received any donations during FY 2021-22, but parties have declared donations for FY 2022-23: **NDPP- Rs 1.217 cr** and **AIADMK- Rs 1.05 lakhs.**
- Between FY 2021-22 and FY 2022-23, donations to **JMM** increased by **3685%**, followed by **JJP** by **1997.63%**, **TDP** by **1795.69%**, and **AITC** saw an increase of **368.84%**.
- DMDK, GFP, MGP, SP** and **SAD** declared the highest decrease in the percentage of donations received between FY 2021-22 and 2022-23, of **100%, 100%, 99.24%, 99.10%** and **89.10%** respectively.

Comparison of donations received by Regional Parties between FY 2021-22 and FY 2022-23 (in Rs cr)				
Regional Party	FY 2021-22 (A)	FY 2022-23 (B)	Amount increased/decreased since last year (B-A=C)	Percentage increase/decrease (C/A*100)
BRS	40.90	154.03	113.13	276.60%
JD(U)	33.257	5.481	-27.776	-83.52%
SP	29.795	0.269	-29.526	-99.10%
YSR-Congress	20.01	16.003	-4.007	-20.02%
SAD	13.262	1.446	-11.816	-89.10%
IUML	4.272	2.8428	-1.4292	-33.46%
DMK	2.143	7.2228	5.0798	237.04%
AITC	0.43	2.016	1.586	368.84%
AIMIM	1.563	0.2409	-1.3221	-84.59%
MNS	1.439	1.52	0.081	5.63%
CPI	1.945	7.132	5.187	266.68%
MGP	1.315	0.01	-1.305	-99.24%
JD(S)	1.00	0.25	-0.75	-75.00%
TDP	0.629	11.9239	11.2949	1795.69%
SKM	0.315	0.669	0.354	112.38%
KC(M)	0.266	0.137	-0.129	-48.50%
GFP	0.25	0	-0.25	-100.00%
CPI(ML)(L)	0.24	0.601	0.361	150.42%
JJP	0.135	2.8318	2.6968	1997.63%
AJSU Party	0.13	0.099	-0.031	-23.85%
AIUDF	0.073	0.083	0.01	13.70%
RLTP	0.03	0.11	0.08	266.67%
JMM	0.01	0.3785	0.3685	3685%
DMDK	0.005	0	-0.005	-100.00%
NDPP	0	1.217	1.217	-

Comparison of donations received by Regional Parties between FY 2021-22 and FY 2022-23 (in Rs cr)				
Regional Party	FY 2021-22 (A)	FY 2022-23 (B)	Amount increased/decreased since last year (B-A=C)	Percentage increase/decrease (C/A*100)
AIADMK	0	0.0105	0.0105	-
SDF	0	0	0	0%
BJD	0	0	0	0%
JKNC	0	0	0	0%
Total	Rs 153.414 cr	Rs 216.524 cr	Rs 63.11 cr (41.14%)	
AD(Soneylal)	Not available on ECI website	0.0723	-	-
Voice of the People Party	Not available on ECI website	0.0242	-	-
UPPL	Not available on ECI website	0.1398	-	-
AGP	Not available on ECI website	0.0036	-	-
INLD	Not available on ECI website	0	-	-
NPF	Not available on ECI website	0	-	-
AIFB	0	Not available on ECI website	-	-
PDF	0.008	Not available on ECI website	-	-
PPA	0.004	Not available on ECI website	-	-
NCP	57.90	Not available on ECI website	-	-
SHS	Not available on ECI website	Not available on ECI website	-	-
AINRC	Not available on ECI website	Not available on ECI website	-	-
BPF	Not available on ECI website	Not available on ECI website	-	-
HSPDP	Not available on ECI website	Not available on ECI website	-	-
IPFT	Not available on ECI website	Not available on ECI website	-	-
JCC(J)	Not available on ECI website	Not available on ECI website	-	-
JKNPP	Not available on ECI website	Not available on ECI website	-	-
JKPDP	Not available on ECI website	Not available on ECI website	-	-
LJP	Not available on ECI website	Not available on ECI website	-	-
MNF	Not available on ECI website	Not available on ECI website	-	-
RJD	Not available on ECI website	Not available on ECI website	-	-
RLSP	Not available on ECI website	Not available on ECI website	-	-
RSP	Not available on ECI website	Not available on ECI website	-	-
UDP	Not available on ECI website	Not available on ECI website	-	-
ZNP	Not available on ECI website	Not available on ECI website	-	-
LJP(Ram Vilas)	Not available on ECI website	Not available on ECI website	-	-
Shiv Sena (UBT)	Not available on ECI website	Not available on ECI website	-	-
TMP	Not available on ECI website	Not available on ECI website	-	-

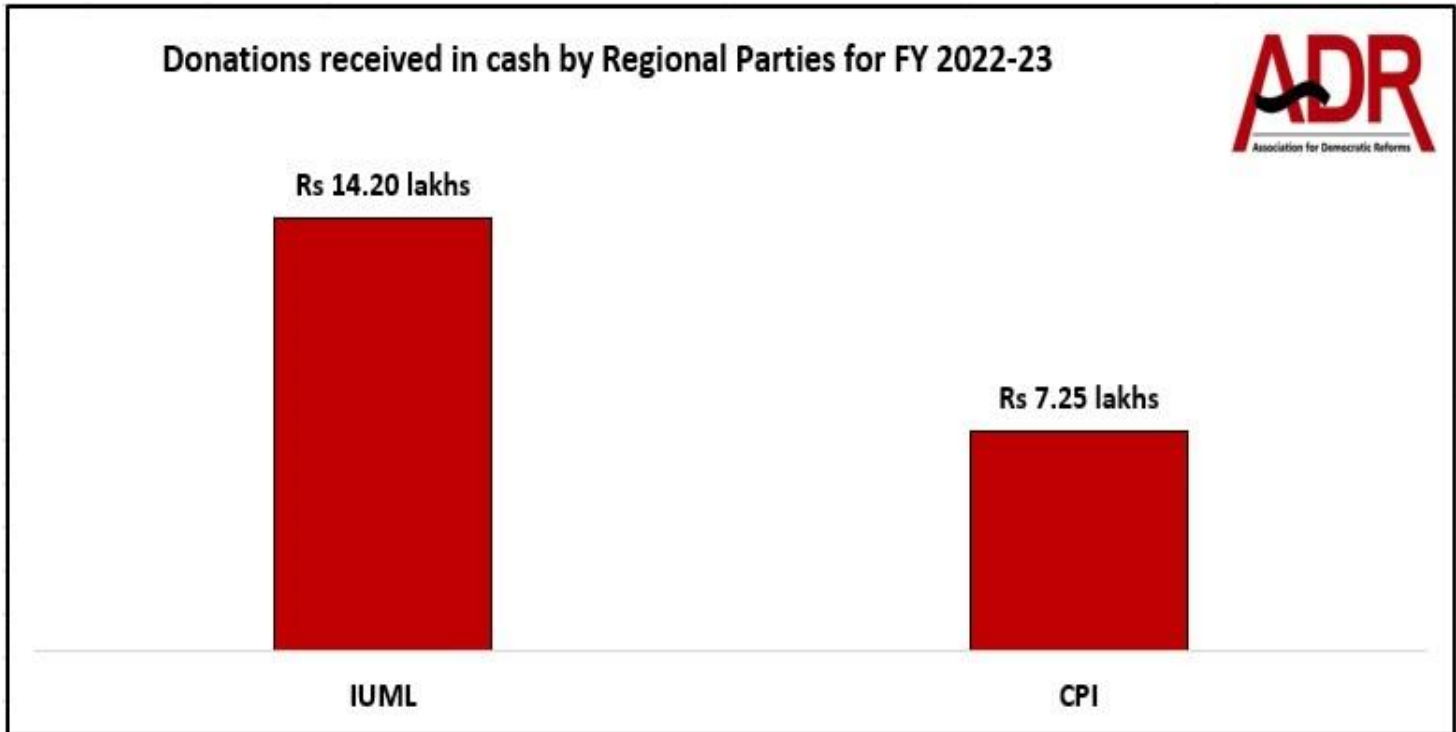
Comparison of donations received by top 5 Regional Parties between FY 2021-22 & 2022-23 (in Rs Cr)



III. Cash donations declared by Regional Parties in FY 2022-23

- Out of the total donations of **Rs 216.765 cr** declared by the regional parties, **Rs 21.45 lakhs** from **43 donations** was received in **cash** during FY 2022-23. This formed **0.099%** of the **total donations** to the parties.
- Only two parties have declared donations by cash: **IUML (Rs 14.20 lakhs)** and **CPI (Rs 7.25 lakhs)**.
- Among all the states, donors from **Kerala** made the highest donations of **Rs 9.09 lakhs** in cash, followed by donors from **West Bengal** who donated a total of **Rs 5.91 lakhs** in cash.
- For complete list of state-wise cash donations, please refer to **Annexure – 1**

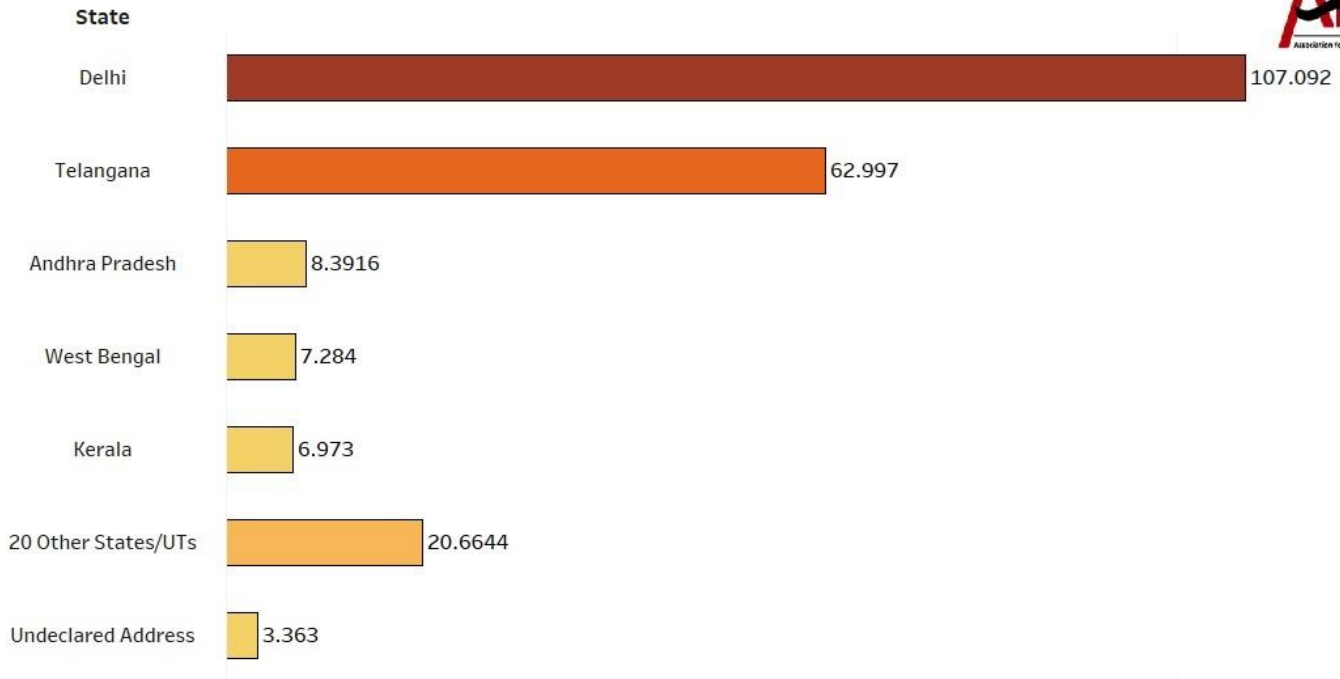
Donations received by Regional Parties in cash, FY 2022-23 (in Rs lakhs)			Total
Party	IUML	CPI	
Amount	14.20	7.25	Rs 21.45 lakhs
No. of donations	23	20	43 donations



IV. State-wise donations to Regional Parties in FY 2022-23

- Segregation of donations according to state and sectors was made by ADR based on the names and addresses provided by the parties in their donations report to the ECI.
- Donations declared by the regional parties contained details of donations received from **25 States/Union Territories/common capitals** according to the declared address of donors. (Refer Annexure – 2)
- Among all the states/UTs/common capitals, the highest amount of **Rs 107.092 cr** was donated to the regional parties from **Delhi**, followed by **Rs 62.997 cr** from **Telangana** and **Rs 8.3916 cr** from **Andhra Pradesh**.

Top Five states which contributed to Regional parties, FY 2022-23 (in Rs Cr)

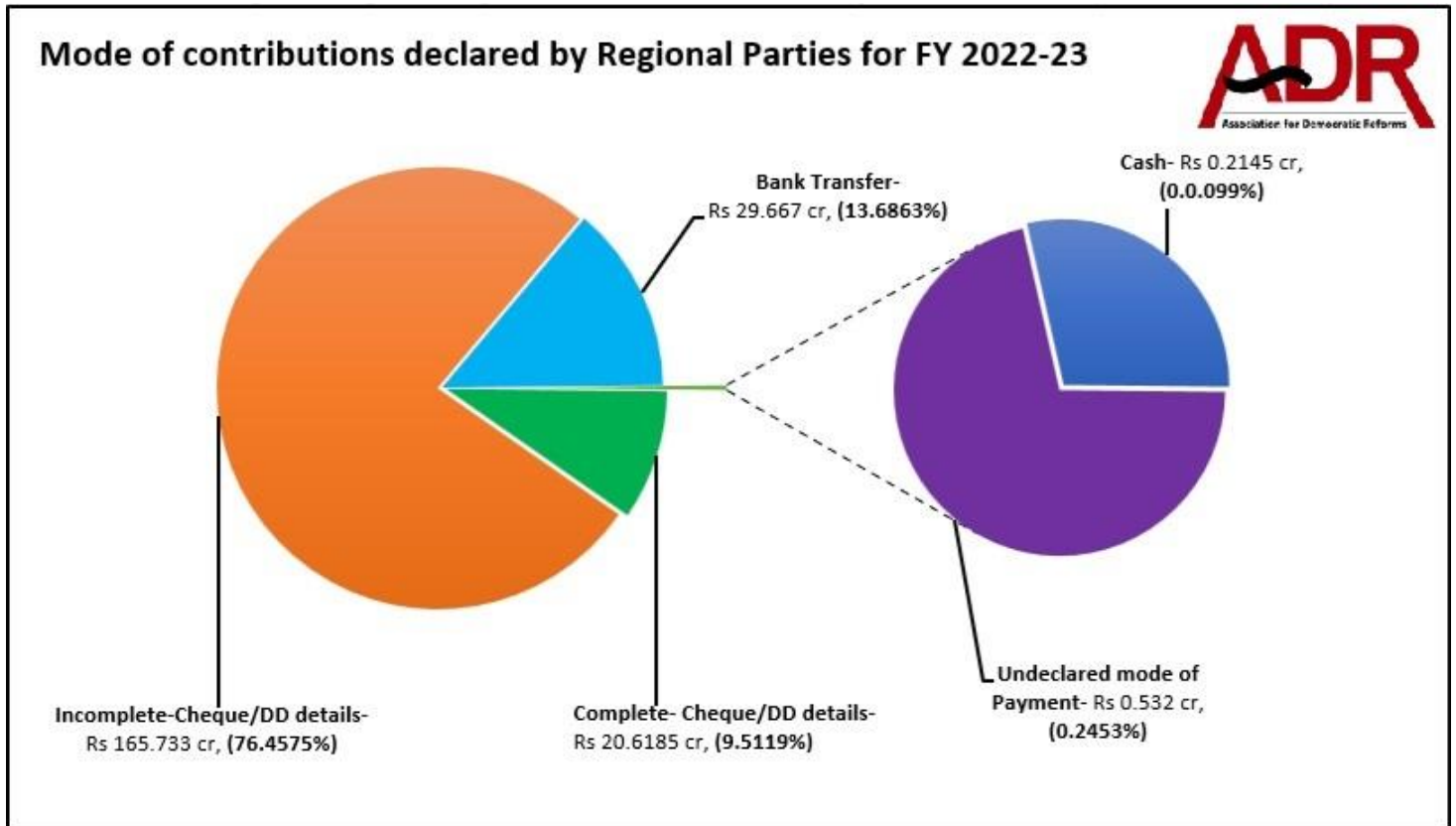


State-wise donations to Regional Parties in FY 2022-23		
State	Total Donations (in Rs cr)	Percentage share
Delhi	107.092	49.4047%
Telangana	62.997	29.0624%
Andhra Pradesh	8.3916	3.8713%
West Bengal	7.284	3.3603%
Kerala	6.973	3.2168%
20 Other States/UTs	20.6644	9.5331%
Undeclared Address	3.363	1.5514%
Total	Rs 216.765 cr	100%

V. Mode of contribution to Regional Parties in FY 2022-23

- Regional parties declared receiving a total of **Rs 186.3515 cr** through **Cheque/DD** from a total of **852 donations** where complete contribution details were provided, forming **85.9694%** of the total donations received. **1179 donations** amounting to **Rs 29.667 cr** were received in the form of **Bank Transfer**, forming **13.6863%** of the total donations received.
- Mode of contribution details for donations worth **Rs 165.733 cr** or **76.4575%** of the total amount were **incomplete**.
- 43 donations** amounting to **Rs 21.45 lakhs** were received in cash.
- For complete list of mode of contribution to regional parties, please refer to **Annexure – 3**.

Mode through which donations were received as declared by Regional Parties for FY 2022-23 (in Rs cr)						
Donations	Cheque/DD		Bank Transfer	Undeclared Mode of Payment	Cash	Grand Total
	Details complete	Details incomplete				
Total no. of donations	648	204	1179	45	43	2119 donations
Total donations declared (in Rs cr)	20.6185	165.733	29.667	0.532	0.2145	Rs 216.765 cr
Share of donations	9.5119%	76.4575%	13.6863%	0.2453%	0.099%	100%

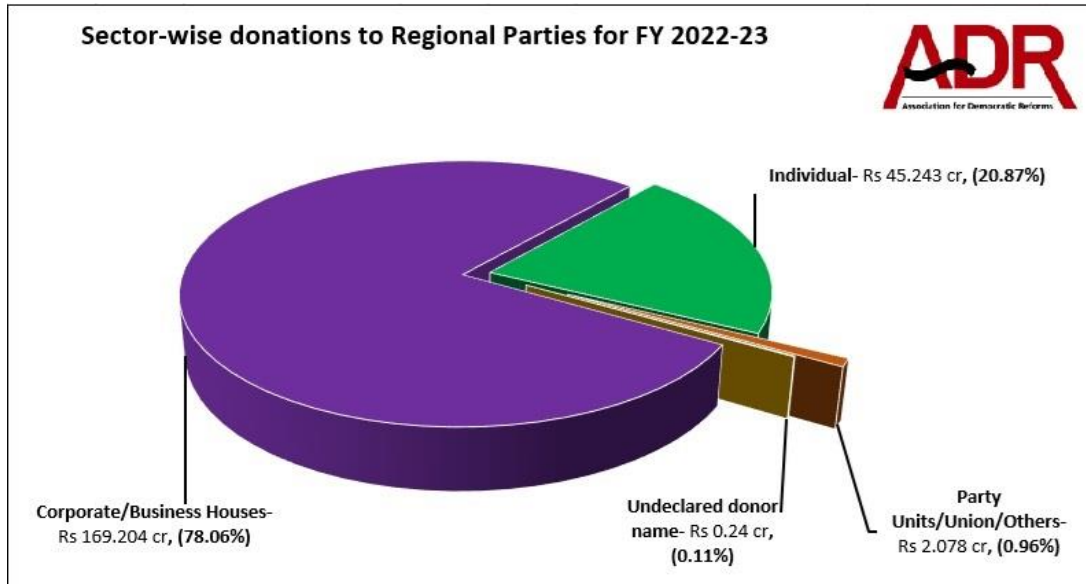


VI. Donors from Corporates/ business sectors Vs. Individual donors, FY 2022-23

- Corporates/ business sectors have been segregated from individual donations by ADR as this segregation is not a part of the form submitted by the political parties to the ECI.
- 169 donations from **corporate/business** sectors amounting to **Rs 169.204 cr** were made to the regional parties while **1827** individual donors donated **Rs 45.243 cr** to the parties during FY 2022-23.
- With the maximum number of donations during FY 2022-23, **BRS** has declared **40** donations from corporate/business sectors amounting to **Rs 138.97 cr** while **7** individual donors donated **Rs 15.06 cr** to the party.
- For complete list of sector-wise contributions to regional parties, please refer to Annexure – 4.

Sector-wise donations to Regional Parties for FY 2022-23 (in Rs cr)		
Corporate/Business Houses	No. of donations	169
	Contribution	169.204
Individual	No. of donations	1827
	Contribution	45.243
Party Units/Union/Others	No. of donations	94

Sector-wise donations to Regional Parties for FY 2022-23 (in Rs cr)		
	Contribution	2.078
Undeclared donor name	No. of donations	29
	Contribution	0.24
Total no. of donations		2119 donations
Total Amount of Contribution		Rs 216.765 cr



VII. Disclosure of PAN details of donors by Regional Parties, FY 2022-23

- Out of **28 regional parties** which declared receiving donations, **5 parties** have declared receiving **52 donations without PAN details**.
- TDP, DMK, JJP** and **CPI(ML)(L)** have declared **incomplete/incorrect PAN details of 13 donations**.
- DMK** received the maximum amount, **Rs 59.98 lakhs** from donations without PAN details, followed by **TDP**, which received an amount of **Rs 15.11 lakhs**, and **IUML** that received **Rs 12.78 lakhs** from such similar donations.

Status of declaration of PAN details of donations received by Regional Parties for FY 2022-23								
Regional Parties	PAN Declared		Incomplete/Incorrect PAN		PAN not Declared		Total no. of donations	Total amount
	No. of donations with PAN details	Contribution (in Rs cr)	No. of donations with PAN details	Contribution (in Rs cr)	No. of donations without PAN details	Contribution (in Rs cr)		
BRS	47	154.03	0	0	0	0	47	Rs 154.03 cr
YSR-Congress	5	16.003	0	0	0	0	5	Rs 16.003 cr
TDP	178	11.7628	1	0.01	14	0.1511	193	Rs 11.9239 cr
DMK	363	6.593	2	0.03	18	0.5998	383	Rs 7.2228 cr
CPI	245	7.129	0	0	1	0.003	246	Rs 7.132 cr
JD(U)	372	5.481	0	0	0	0	372	Rs 5.481 cr
IUML	310	2.715	0	0	18	0.1278	328	Rs 2.8428 cr
JJP	101	2.8097	3	0.0221	0	0	104	Rs 2.8318 cr
AITC	7	2.016	0	0	0	0	7	Rs 2.016 cr
MNS	148	1.52	0	0	0	0	148	Rs 1.52 cr
SAD	19	1.446	0	0	0	0	19	Rs 1.446 cr

Status of declaration of PAN details of donations received by Regional Parties for FY 2022-23								
Regional Parties	PAN Declared		Incomplete/Incorrect PAN		PAN not Declared		Total no. of donations	Total amount
	No. of donations with PAN details	Contribution (in Rs cr)	No. of donations with PAN details	Contribution (in Rs cr)	No. of donations without PAN details	Contribution (in Rs cr)		
NDPP	2	1.2176	0	0	0	0	2	Rs 1.2176 cr
SKM	9	0.669	0	0	0	0	9	Rs 0.669 cr
CPI(ML) (L)	116	0.491	7	0.03	1	0.08	124	Rs 0.601 cr
JMM	23	0.3785	0	0	0	0	23	Rs 0.3785 cr
SP	11	0.269	0	0	0	0	11	Rs 0.269 cr
JD(S)	1	0.25	0	0	0	0	1	Rs 0.25 cr
AIMIM	25	0.2409	0	0	0	0	25	Rs 0.2409 cr
UPPL	13	0.1398	0	0	0	0	13	Rs 0.1398 cr
KC(M)	24	0.137	0	0	0	0	24	Rs 0.137 cr
RLTP	1	0.11	0	0	0	0	1	Rs 0.11 cr
AJSU	11	0.099	0	0	0	0	11	Rs 0.099 cr
AIUDF	7	0.083	0	0	0	0	7	Rs 0.083 cr
AD(Soneylal)	9	0.0723	0	0	0	0	9	Rs 0.0723 cr
Voice of the People Party	4	0.0242	0	0	0	0	4	Rs 0.0242 cr
AIADMK	1	0.0105	0	0	0	0	1	Rs 0.0105 cr
MGP	1	0.01	0	0	0	0	1	Rs 0.01 cr
AGP	1	0.0036	0	0	0	0	1	Rs 0.0036 cr
Grand Total	2054 donations	Rs 215.711 cr	13 donations	Rs 0.092 cr	52 donations	Rs 0.962 cr	2119 donations	Rs 216.765 cr

VIII. Donations to Regional Parties worth Rs 50 lakhs and above, FY 2022-23

- 7 Regional parties (AITC, BRS, CPI, JD(U), NDPP, TDP and YSR-Congress) together received **37 donations** worth **Rs 50 lakhs and above** in **FY 2022-23**.
- 7 out of the top 37 donations** were given by **Prudent Electoral Trust** to **BRS** and **YSR-Congress**. **Soham Infrastructure Pvt Ltd** to **JD(U)** worth **Rs 3.00 cr** from **1 donation**.
- Kalpna Komati w/o Komati Jayaram** has given **Rs 1 cr** to **TDP** for FY 2022-23.

Donations to Regional Parties worth Rs 50 lakhs and above, FY 2022-23						
S.No.	Donor	Complete address of the person/company/entity making contribution	PAN	Amount of Contribution	Cheque No./Demand Draft No./RTGS/NEFT	Party Name
1	Prudent Electoral Trust	G-15, Hans Bhawan, Bahadurshah Zafar Marg, New Delhi-110002	Yes	75,00,00,000	000467, Dt-07.07.2022	BRS
2	Prudent Electoral Trust	G-15 Hans Bhawan, 1 Bahadurshah Zafer Marg, New Delhi-110002	Yes	12,00,00,000	Cheque No-000484, Dt-25.11.2022	YSR-Congress
3	Hansa Power & Infra Private Limited	No-8-2-292/82/A/798, 1st Floor, Hansa Plaza, Plot no-798, Road No-36, Jubilee Hills, Hyderabad, Telangana-500033	Yes	10,00,00,000	Cheque No-047559, Dt-24.09.2022	BRS
4	Prudent Electoral Trust	G-15, Hans Bhawan, Bahadurshah Zafar Marg, New Delhi-110002	Yes	10,00,00,000	000496, Dt-23.03.2023	BRS
5	Gangula Kamalakar	3-1-227, Christian Colony, Rampur, Karimnagar, Telangana-505001	Yes	5,00,00,000	Cheque No-000178, Dt-15.09.2022	BRS
6	Gangula Kamalakar	3-1-227, Christian Colony, Rampur, Karimnagar, Telangana-505001	Yes	5,00,00,000	Cheque No-000179, Dt-22.09.2022	BRS

Donations to Regional Parties worth Rs 50 lakhs and above, FY 2022-23

S.No.	Donor	Complete address of the person/company/entity making contribution	PAN	Amount of Contribution	Cheque No./Demand Draft No./RTGS/NEFT	Party Name
7	Gayathri Granite Industries	11-10-701/1C, Burnanpuram, Khammam, Khammam, Telangana-507002	Yes	5,00,00,000	Cheque No-000102, Dt-27.09.2022	BRS
8	Gayathri Granites	11-10-701/1c, Burhanpuram, Khammam, Khammam, Telangana-507001	Yes	5,00,00,000	Cheque No-150031, Dt-18.10.2022	BRS
9	MKJ Enterprises Limited	Sagar Estate, 2, Clive Ghat Street, 3rd Floor, Kolkata-700001	Yes	5,00,00,000	Cheque No-499160, Dt-27.03.2023	BRS
10	Prudent Electoral Trust	G-15, Hans Bhawan, Bahadurshah Zafar Marg, New Delhi-110002	Yes	5,00,00,000	RTGS-HDFCR52023032994260890, Dt-29.03.2023	BRS
11	Rajapushpa Properties Pvt Ltd	Rajapushpa Summit, Sy No-115/1 and 130/P, 6th Floor Financial District Nanakramguda, Hyderabad, Telangana-500008	Yes	4,00,00,000	Cheque No-267460, Dt-14.09.2022	BRS
12	Soham Infrastructure Pvt Ltd	No-16, Sahara, 1st Cross, 1st Main, 1st Block, RMV 2nd Stage, Bangalore-560094	Yes	3,00,00,000	RTGS-52022050400427539, South Indian Bank, Indira Nagar, Dt-04.05.2022	JD(U)
13	Rajapushpa Properties Pvt Ltd	Rajapushpa Summit, Sy No-115/1 and 130/P, 6th Floor Financial District Nanakramguda, Hyderabad, Telangana-500008	Yes	3,00,00,000	Cheque No-002466, Dt-14.09.2022	BRS
14	Rajapushpa Properties Pvt Ltd	Rajapushpa Summit, Sy No-115/1 and 130/P, 6th Floor Financial District Nanakramguda, Hyderabad, Telangana-500008	Yes	3,00,00,000	Cheque No-031095, Dt-14.09.2022	BRS
15	Mallikarjuna Hospitality Private Limited	Sy.No-640/A 641a 646/A, Gundiapochampally, Medchal, Medchal, Telangana-500043	Yes	2,95,74,000	RTGS-ICICR52022092100395538, Dt-21.09.2022	BRS
16	Rohini Minerals Private Ltd	Plot No-59, Image Hospital Lane Gafoornagar, Madhapur, Near Hitech City, Hyderabad, Telangana-500081	Yes	2,50,00,000	Cheque No-000026, Dt-13.09.2022	BRS
17	Rohini Minerals Private Ltd	Plot No-59, Image Hospital Lane Gafoornagar, Madhapur, Near Hitech City, Hyderabad, Telangana-500081	Yes	2,50,00,000	Cheque No-000204, Dt-13.09.2022	BRS
18	Chamakura Kalpana	Sy no-59, Jayanagar Colony, Bowenpally, Hyderabad, Telangana-500011	Yes	2,25,00,000	Cheque No-061200, Dt-21.09.2022	BRS
19	Prudent Electoral Trust	G-15 Hans Bhawan, 1 Bahadurshah Zafer Marg, New Delhi-110002	Yes	2,00,00,000	Cheque No-000477, Dt-11.11.2022	YSR-Congress
20	Chalimeda Feeds Private Limited	No-2-054/4 & 5/B, 3rd Floor, Challmeda Vimaladevi Building Petbasheerabad, NH, Quthbullapur, Medchal, Hyderabad-500067	Yes	2,00,00,000	Cheque No-0003890, Dt-28.09.2022	BRS
21	Vimala Feeds Private Limited	Sy.No-93/B, 4th Floor, CVD Building, Behind Pulla Reddy Sweets, JH-7, Kompally, Petbasheerabad Village Medchal, Malkajgiri	Yes	2,00,00,000	Cheque No-000597, Dt-08.10.2022	BRS
22	Century Plyboards India Limited	P-15/1, Taratala Road, Kolkata-700088	Yes	2,00,00,000	Cheque	AITC

Donations to Regional Parties worth Rs 50 lakhs and above, FY 2022-23

S.No.	Donor	Complete address of the person/company/entity making contribution	PAN	Amount of Contribution	Cheque No./Demand Draft No./RTGS/NEFT	Party Name
23	Chamakura Malla Reddy	Sy no-59, Jayanagar Colony, Bowenpally, Hyderabad, Telangana-500011	Yes	1,50,00,000	Cheque No-062750, Dt-21.09.2022	BRS
24	Chamakura Malla Reddy	Sy no-59, Jayanagar Colony, Bowenpally, Hyderabad, Telangana-500011	Yes	1,25,00,000	Cheque No-047213, Dt-21.09.2022	BRS
25	Lakewood Dental Services Private Limited	H.No.2-465, K V R House, Nellore Road, Pamuru, Prakasam, A.P - 523108.	Yes	1,00,00,116	Axis Bank, Cheque No-008607-8608-8609-8610, Dt-15.11.2022, Visakapatnam, Date of receipt- 30-Nov-22, Certificate issued by the company confirming compliance with the provision Sec-182 of the Companies Act, 2013 is attached	TDP
26	Suresh Babu Kakarla	Flat#101, Srinivasa Classic, Jagadish Nagar 3Rd Street, Children'S Park Area, Nellore 524003	Yes	1,00,00,000	ICICI Bank, Cheque No:868456, Date:07-11 - 2022, Nellore, Date of receipt- 10-Nov-22	TDP
27	Inteli Platforms InFotech India Private Limited	Plot No:34, Sai Enclave, Banjarahills, Road No:12, Hyderabad - 500034.	Yes	1,00,00,000	HDFC Bank, Ch.No:291-290-288-287, Date:12-01-2023, Madapur., Date of receipt- 13-Jan-23, Certificate issued by the company confirming compliance with the provision Sec-182 of the Companies Act, 2013 is attached	TDP
28	Prudent Electoral Trust	G-15 Hans Bhawan, 1 Bahadurshah Zafer Marg, New Delhi-110002	Yes	1,00,00,000	Cheque No-00489, Dt-26.12.2022	YSR-Congress
29	Prudent Electoral Trust	G-15 Hans Bhawan, 1 Bahadurshah Zafer Marg, New Delhi-110002	Yes	1,00,00,000	Cheque No-000491, Dt-10.01.2023	YSR-Congress
30	P S Supal, Secretary	CPI Kollam District Council	Yes	80,00,000	Money Transfer, Dt-17.06.2022	CPI
31	Nt Traders (Proprietor:Adavelli Naveen)	Plot No-69, Mallikarjuna Nagar, Mansoorabad, Lb Nagar Rangareddy-500063	Yes	75,00,000	RTGS- ICICR42022092000538689, Dt-20.09.2022	BRS
32	M/s Rhino Associates Enterprise		Yes	70,77,000	RTGS	NDPP
33	T J Anjalose, Secretary	CPI Alappuzha District	Yes	60,00,000	Money Transfer, Dt-08.06.2022	CPI
34	M/s Indus Tubes Limited		Yes	50,99,000	RTGS	NDPP
35	C R Jose Prakash, General Manager	Janayugon Publications, Vazhuthacaud, Trivandrum	Yes	50,00,000	Ch 189849, Dt-01.12.2022	CPI
36	Kalpana Komati, W/O Komati Jayaram	Plot No:100, Sagar Sociaty, Road No:02, Banjarahils, Hyderabad-500034	Yes	50,00,000	State Bank of India, Cheque No:323304, Date:07-7-2022, Kohinoor Banjara, Date of receipt- 26-Jul-22	TDP
37	Kalpana Komati, W/O Komati Jayaram	Plot No:100, Sagar Sociaty, Road No:02, Banjarahils, Hyderabad-500034	Yes	50,00,000	State Bank of India, Cheque No:323305, Date:07-07-2022,	TDP

Donations to Regional Parties worth Rs 50 lakhs and above, FY 2022-23						
S.No.	Donor	Complete address of the person/company/entity making contribution	PAN	Amount of Contribution	Cheque No./Demand Draft No./RTGS/NEFT	Party Name
					Kohinoor Banjara, Date of receipt- 26-Jul-22	

Contact details

<p>Media and Journalist Helpline +91 80103 94248 Email: adr@adrindia.org https://adrindia.org/about-adr/state-coordinators</p>	<p>Maj Gen Anil Verma (Retd.) Head, ADR & NEW anilverma@adrindia.org</p>	<p>Prof Jagdeep Chhokar IIM Ahmedabad (Retd) Founder, ADR & NEW jchhokar@gmail.com</p>	<p>Prof Trilochan Sastry IIM Bangalore Founder, ADR & NEW tsastry@gmail.com</p>
---	--	--	--

Disclaimer

Source for the data used in the report are the contribution reports submitted by the Regional Political Parties to the Election Commission of India. ADR does not add or subtract any information, unless the EC changes the data. In particular, no unverified information from any other source is used. The data can be accessed from myneta.info/party and the websites of the ECI. While all effort has been made to ensure that the information is in keeping with what is mentioned in the statements submitted by the political parties, in case of discrepancy between information in this report and that given in their statements, the information reported by the political parties should be treated as correct. Association for Democratic Reforms (ADR), National Election Watch (NEW) and their volunteers are not responsible or liable for any direct, indirect special, or consequential damages, claims, demands, losses of any kind whatsoever, made, claimed, incurred or suffered by any party arising under or relating to the usage of data provided by ADR through this report.

It is to be noted that ADR undertakes great care and adopts utmost due diligence in analysing and dissemination of the audit and contribution reports of the political parties submitted with the Election Commission of India and respective state CEOs. Such information is only aimed at *highlighting the increased misuse of money in our electoral and political process so as to facilitate a system of transparency, accountability and good governance and to enable voters to form an informed choice*. Therefore, it is expected that anyone using this report shall undertake due care and utmost precaution while using the data provided by ADR. ADR is not responsible for any *mishandling, discrepancy, inability to understand, misinterpretation or manipulation, distortion of the data* in such a way so as to *benefit or target a particular political party or politician or candidate*.

Annexure – 1

Donations to Regional Parties in cash, FY 2022-23

Donations to Regional Parties in cash, FY 2022-23 (in Rs lakhs)						
State	CPI		IUML		Total no. of donations	Total Donation
	No. of donations	Donation	No. of donations	Donation		
Kerala	0	0	11	9.09	11	Rs 9.09 lakhs
West Bengal	14	5.91	0	0	14	Rs 5.91 lakhs
Assam	1	0.5	0	0	1	Rs 0.50 lakhs
Maharashtra	3	0.05	0	0	3	Rs 0.05 lakhs
Undeclared Address	2	0.79	12	5.11	14	Rs 5.90 lakhs
Grand Total	20	Rs 7.25 lakhs	23	Rs 14.20 lakhs	43	Rs 21.45 lakhs

Annexure – 2

State-wise donations received by Regional parties: FY 2022-23

Donations declared by Regional parties: FY 2022-23		
State	No. of donations	Total Donation (in Rs cr)
Delhi	297	107.092
Telangana	81	62.997
Andhra Pradesh	178	8.3916
West Bengal	35	7.284
Kerala	334	6.973
Tamil Nadu	383	6.936
Karnataka	39	3.494
Haryana	87	3.2282
Bihar	160	2.2501
Maharashtra	237	2.128
Sikkim	8	0.603
Punjab	21	0.494
Jharkhand	51	0.4526
Uttar Pradesh	33	0.41
Assam	22	0.2178
Chandigarh	2	0.1425
Madhya Pradesh	5	0.1348
Rajasthan	9	0.061
Odisha	6	0.0578
Chhattisgarh	3	0.0218
Meghalaya	3	0.0142
Manipur	1	0.0078
Uttarakhand	1	0.005
Goa	1	0.0034
Gujarat	1	0.002
Undeclared Address	121	3.363
Total	2119	Rs 216.765 cr

Annexure – 3

Mode of payment declared by Regional Parties, FY 2022-23

Mode of payment declared by Regional Parties, FY 2022-23												
Political Party	Cheque/DD				Bank Transfer		Undeclared Mode of Payment		Cash		Total No. of donations	Total Contribution
	Complete		Incomplete									
	No. of donations	Contribution	No. of donations	Contribution	No. of donations	Contribution	No. of donations	Contribution	No. of donations	Contribution		
BRS	0	0	19	144.03	28	10	0	0	0	0	47	Rs 154.03 cr
YSR-Congress	0	0	5	16.003	0	0	0	0	0	0	5	Rs 16.003 cr
TDP	112	9.4029	59	0.438	22	2.083	0	0	0	0	193	Rs 11.9239 cr
DMK	380	7.0967	0	0	0	0	3	0.1261	0	0	383	Rs 7.2228 cr
CPI	0	0	64	1.7125	162	5.3472	0	0	20	0.0725	246	Rs 7.132 cr
JD(U)	73	1.522	0	0	299	3.959	0	0	0	0	372	Rs 5.481 cr
IUML	0	0	0	0	288	2.5355	17	0.1653	23	0.142	328	Rs 2.8428 cr
JJP	8	0.407	39	1.1677	57	1.2571	0	0	0	0	104	Rs 2.8318 cr
AITC	0	0	7	2.016	0	0	0	0	0	0	7	Rs 2.016 cr
MNS	33	1.3523	0	0	115	0.1677	0	0	0	0	148	Rs 1.52 cr
SAD	3	0.025	0	0	16	1.421	0	0	0	0	19	Rs 1.446 cr
NDPP	0	0	0	0	2	1.2176	0	0	0	0	2	Rs 1.2176 cr
SKM	0	0	4	0.3263	5	0.343	0	0	0	0	9	Rs 0.6693 cr
CPI(ML)(L)	15	0.161	0	0	109	0.44	0	0	0	0	124	Rs 0.601 cr
JMM	0	0	0	0	23	0.3785	0	0	0	0	23	Rs 0.3785 cr
SP	8	0.245	0	0	3	0.024	0	0	0	0	11	Rs 0.269 cr
JD(S)	1	0.25	0	0	0	0	0	0	0	0	1	Rs 0.25 cr
AIMIM	0	0	0	0	0	0	25	0.2409	0	0	25	Rs 0.2409 cr
UPPL	0	0	0	0	13	0.1398	0	0	0	0	13	Rs 0.1398 cr
KC(M)	0	0	5	0.0259	19	0.1111	0	0	0	0	24	Rs 0.137 cr
RLTP	0	0	0	0	1	0.11	0	0	0	0	1	Rs 0.11 cr
AJSU	0	0	0	0	11	0.099	0	0	0	0	11	Rs 0.099 cr
AIUDF	5	0.066	0	0	2	0.017	0	0	0	0	7	Rs 0.083 cr
AD(Soneyal)	7	0.0623	0	0	2	0.01	0	0	0	0	9	Rs 0.0723 cr
Voice of the People Party	2	0.0177	0	0	2	0.0065	0	0	0	0	4	Rs 0.0242 cr
AIADMK	1	0.0105	0	0	0	0	0	0	0	0	1	Rs 0.0105 cr
MGP	0	0	1	0.01	0	0	0	0	0	0	1	Rs 0.01 cr
AGP	0	0	1	0.0036	0	0	0	0	0	0	1	Rs 0.0036 cr
Total	648	Rs 20.6185 cr	204	Rs 165.733 cr	1179	Rs 29.667 cr	45	Rs 0.532 cr	43	Rs 0.2145 cr	2119	Rs 216.765 cr

Annexure – 4

Sector-wise donations to Regional Parties for FY 2022-23

Sector-wise donations to Regional Parties for FY 2022-23										
Regional Party	Corporate/Business Houses		Individual		Party Units/Union/Others		Undeclared donor name		Total no. of donations	Total Contribution
	No. of donations	Contribution	No. of donations	Contribution	No. of donations	Contribution	No. of donations	Contribution		
BRS	40	138.97	7	15.06	0	0	0	0	47	Rs 154.03 cr
YSR-Congress	4	16	1	0.003	0	0	0	0	5	Rs 16.003 cr
TDP	21	3.6401	170	8.2739	0	0	2	0.0099	193	Rs 11.9239 cr
DMK	17	0.525	363	6.5717	0	0	3	0.1261	383	Rs 7.2228 cr
CPI	8	0.0279	151	6.0581	63	0.942	24	0.104	246	Rs 7.132 cr
JD(U)	27	3.7568	345	1.7242	0	0	0	0	372	Rs 5.481 cr
IUML	6	0.1947	297	1.7073	25	0.9408	0	0	328	Rs 2.8428 cr
JJP	0	0	104	2.8318	0	0	0	0	104	Rs 2.8318 cr
AITC	1	2.00	6	0.016	0	0	0	0	7	Rs 2.016 cr
MNS	24	1.2854	121	0.1646	3	0.07	0	0	148	Rs 1.52 cr
SAD	12	1.1285	7	0.3175	0	0	0	0	19	Rs 1.446 cr
NDPP	2	1.2176	0	0	0	0	0	0	2	Rs 1.2176 cr
SKM	1	0.2	8	0.4693	0	0	0	0	9	Rs 0.6693 cr
CPI(ML) (L)	0	0	121	0.476	3	0.125	0	0	124	Rs 0.601 cr
JMM	0	0	23	0.3785	0	0	0	0	23	Rs 0.3785 cr
SP	4	0.22	7	0.049	0	0	0	0	11	Rs 0.269 cr
JD(S)	0	0	1	0.25	0	0	0	0	1	Rs 0.25 cr
AIMIM	0	0	25	0.2409	0	0	0	0	25	Rs 0.2409 cr
UPPL	1	0.018	12	0.1218	0	0	0	0	13	Rs 0.1398 cr
KC(M)	0	0	24	0.137	0	0	0	0	24	Rs 0.137 cr
RLTP	0	0	1	0.11	0	0	0	0	1	Rs 0.11 cr
AJSU Party	0	0	11	0.099	0	0	0	0	11	Rs 0.099 cr
AIUDF	1	0.02	6	0.063	0	0	0	0	7	Rs 0.083 cr
AD(Soneylal)	0	0	9	0.0723	0	0	0	0	9	Rs 0.0723 cr
Voice of the People Party	0	0	4	0.0242	0	0	0	0	4	Rs 0.0242 cr
AIADMK	0	0	1	0.0105	0	0	0	0	1	Rs 0.0105 cr
MGP	0	0	1	0.01	0	0	0	0	1	Rs 0.01 cr
AGP	0	0	1	0.0036	0	0	0	0	1	Rs 0.0036 cr
Grand Total	169	Rs 169.204 cr	1827	Rs 45.243 cr	94	Rs 2.078 cr	29	Rs 0.24 cr	2119	Rs 216.765 cr