

Date: 27 November, 2022

Gujarat Assembly Elections 2022: Analysis of Funds declared by Political Parties from Gujarat, FY 2016-17 to FY 2020-21

A Report by

Association for Democratic Reforms (ADR)

Association for Democratic Reforms,
T- 95, C.L. House, II Floor, Gautam Nagar,
Near Gulmohar Commercial Complex,
New Delhi – 110049
Tel: 011-4165 4200

Table of Contents

Analysis of Funds declared by Political Parties from Gujarat between FY 2016-17 to FY 2020-21	3
I. Total Income and Donations declared by Political Parties, FY 2016-17 to 2020-21	3
II. Total Donations declared by Political Parties from Electoral Bonds purchased in Gujarat, March 2018 – October 2022.....	5
III. Total Corporate Donations declared by Political Parties from Gujarat, FY 2016-17 to 2020-21.....	6
IV. Total Donations declared by Political Parties via Electoral Trusts from Gujarat, FY 2016-17 to 2020-21	7
Disclaimer	9
Contact Details	9
Annexure – 1.....	10
Annexure – 2.....	11
Annexure – 3.....	15

Analysis of Funds declared by Political Parties from Gujarat between FY 2016-17 to FY 2020-21

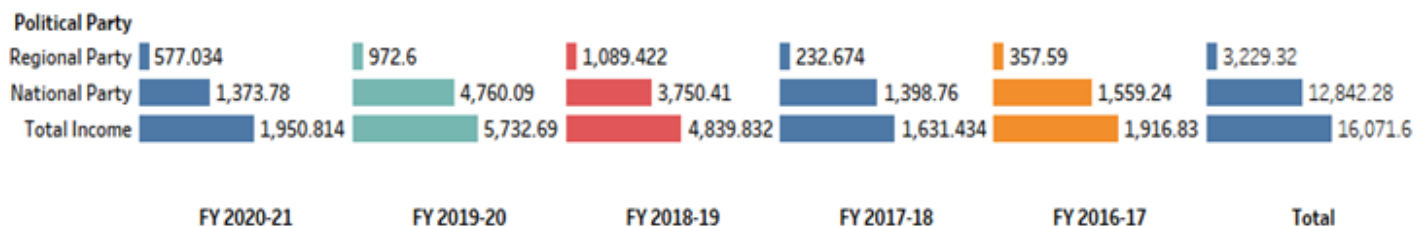
This report is compiled by Association for Democratic Reforms in the context of the upcoming Assembly elections in the state of Gujarat in two phases, between December 1st – 5th, 2022. The data analysed in this report looks at the total income and donations received by the various recognised political parties (whose reports were available) during FY 2016-17 to FY 2020-21.

Additionally, the funds received by these political parties from donors in Gujarat via Electoral Trusts, Electoral Bonds and from corporate houses in the state have also been analysed. The objective is to understand what proportion of political funding to major political parties came from Gujarat and its relevance for the upcoming polls. While a comparison can be made for National Parties' data over the five years, however, the same cannot be done for Regional Parties given the non-availability of reports of same parties each year.

I. Total Income and Donations declared by Political Parties, FY 2016-17 to 2020-21

- The **total income** declared by National and Regional political parties whose annual reports were available on the Election Commission's website is **Rs 16,071.60 cr**.
- 79.91%** or **Rs 12,842.28 cr** of the total income in the five years is declared by **8 National Parties** while the remaining **Rs 3229.32 cr (20.09%)** was declared by **Regional Parties**.
- Maximum funds were received by National Parties in FY 2019-20 (the year of Lok Sabha elections) amounting to Rs 4760.09 cr while Regional Parties received the highest income of Rs 1089.422 cr in FY 2018-19.
- During the five-year period, the **total income of 8 National Parties was 4 times that of the Regional Parties**.
- Between FY 2019-20 and 2020-21, the income of 8 National Parties decreased by 71.14%.

Total Income declared by Political Parties, FY 2016-17 to 2020-21 (In Rs cr)



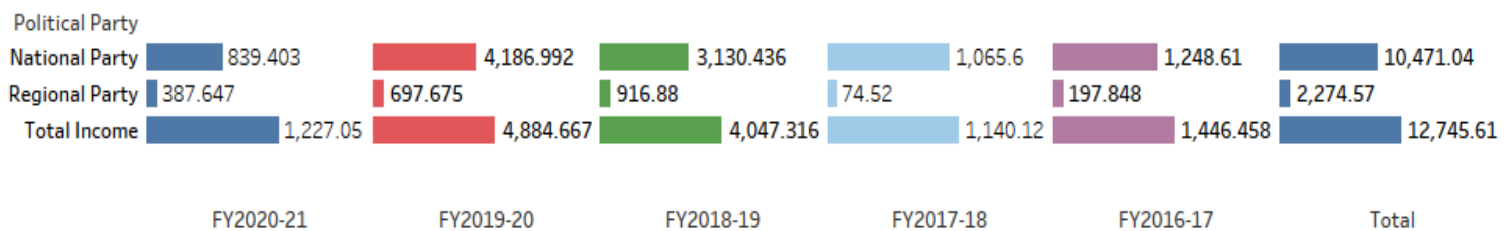
Total Income declared by Political Parties : FY 2016-17 to FY 2020-21						
Political Party	FY 2020-21	FY 2019-20	FY 2018-19	FY 2017-18	FY 2016-17	Total
National Parties	1373.78	4760.09	3750.41	1398.76	1559.24	Rs 12842.28 cr
Regional Parties*	577.034	972.6	1089.422	232.674	357.59	Rs 3229.32 cr
Total Income	Rs 1950.814 cr	Rs 5732.69 cr	Rs 4839.832 cr	Rs 1631.434 cr	Rs 1916.83 cr	Rs 16071.60 cr

*Data as on 10th Nov, 2022

- The **total donations** declared by National and Regional political parties in their annual audit reports available on the Election Commission's website is **Rs 12,745.61 cr**.

- **82.15% or Rs 10,471.04 cr** of the total donations in the five years was declared by **8 National Parties** while remaining **Rs 2274.57 cr (17.85%)** was declared by **Regional Parties**.
- **Maximum donations** were received by **National Parties** in FY 2019-20 (the year of Lok Sabha elections) amounting to **Rs 4186.992 cr** while **Regional Parties** received the highest contribution of **Rs 916.88 cr** in FY 2018-19.
- During the five-year period, the total donations of National Parties was more than 4 times that of the Regional Parties.
- Between FY 2019-20 and 2020-21, the donations of National Parties decreased by 79.95%.

Total donations declared by Political Parties, FY 2016-17 to FY 2020-21 (In Rs cr)

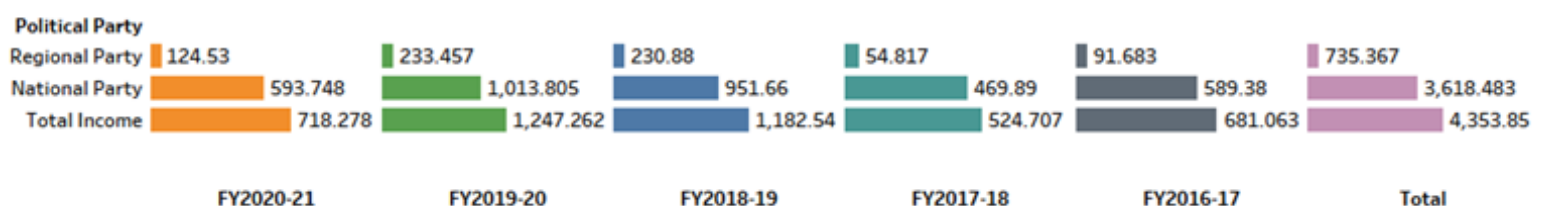


Total donations declared by Political Parties : FY 2016-17 to FY 2020-21						
Political Party	FY 2020-21	FY 2019-20	FY 2018-19	FY 2017-18	FY 2016-17	Total
National Parties	839.403	4186.992	3130.436	1065.60	1248.61	Rs 10471.04 cr
Regional Parties*	387.647	697.675	916.88	74.52	197.848	Rs 2274.57 cr
Total Income	Rs 1227.05 cr	Rs 4884.667 cr	Rs 4047.316 cr	Rs 1140.12 cr	Rs 1446.458 cr	Rs 12745.61 cr

*Data as on 10th Nov, 2022

- The **total donations (above Rs 20,000)** declared by **National and Regional political parties** in their contribution reports available on the Election Commission's website is **Rs 4353.85 cr**.
- **83.11% or Rs 3618.483 cr** of the total **donations above Rs 20,000** in the five years was declared by **National Parties** while remaining **Rs 735.367 cr (16.89%)** was declared by **Regional Parties**.
- Maximum donations were received by **National Parties** in FY 2019-20 (the year of Lok Sabha elections) amounting to **Rs 1013.805 cr** while **Regional Parties** received the highest contribution of **Rs 233.457 cr** in FY 2019-20.
- During the five-year period, the total donations of National Parties was almost 5 times that of the Regional Parties.
- Between FY 2019-20 and 2020-21, the donations of National Parties decreased by 41.43%.

Total Contributions (above Rs 20,000) declared by Political Parties, FY 2016-17 to FY 2020-21 (In Rs cr)



Total Contributions (Above Rs 20,000) declared by Political Parties : FY 2016-17 to FY 2020-21						
Political Party	FY-2020-21	FY-2019-20	FY-2018-19	FY-2017-18	FY-2016-17	Total
National Party	593.748	1013.805	951.66	469.89	589.38	Rs 3618.483 cr
Regional Party*	124.53	233.457	230.880	54.817	91.683	Rs 735.367 cr
Total Income	Rs 718.278 cr	Rs 1247.262 cr	Rs 1182.54 cr	Rs 524.707 cr	Rs 681.063 cr	Rs 4353.85 cr

*Data as on 10th Nov, 2022

II. Total Donations declared by Political Parties from Electoral Bonds purchased in Gujarat, March 2018 – October 2022

- Between March 2018 and October 2022, a total of **595 bonds worth Rs 343 cr** were purchased from the **Gandhinagar Main branch** of the State Bank of India (SBI). This data is based on the responses received from SBI to RTI applications filed by ADR. For party-wise breakup of total Electoral Bonds, please refer to Annexure 1.
- Out of a total of 22 phases, electoral bonds were purchased from the Gandhinagar branch in thirteen phases. However, **no electoral bonds were encashed from Gandhinagar in any of the phases.**
- Highest amount of electoral bonds (137 in number) worth Rs 87.50 cr were purchased from Gandhinagar during the 9th phase followed by 86 electoral bonds worth Rs 81.50 cr purchased during the 22nd phase (October 1-10, 2022).
- During all the 22 phases, **maximum electoral bonds were purchased in the denomination of Rs 1 crore** – 315 bonds worth Rs 315 crore followed by **280 bonds purchased in the denomination of Rs 10 lakhs**, amounting to Rs 28 crore.
- In all the 22 phases, no electoral bonds were purchased in the denominations of 1000, 10,000 and 1,00,000.

Phase-wise	EBs sold in Gujarat (Amount in Rs.): March 2018 to October 2022							
	Branch Name	Electoral Bonds	One Thousand (OT)	Ten Thousand (TT)	One Lakh (OT)	Ten Lakhs (TL)	One Crore (OC)	Total Bonds
22nd Phase	Gandhinagar Main Branch	Amounts in Rs.	0	0	0	50,00,000	81,00,00,000	81,50,00,000
		No. of Bonds	0	0	0	5	81	86
19th Phase	Gandhinagar	Amounts in Rs.	0	0	0	110000000	220000000	33,00,00,000
		No. of Bonds	0	0	0	110	22	132
16th Phase	Gandhinagar Branch	Amounts in Rs.	0	0	0	1,00,00,000	14,00,00,000	15,00,00,000
		No. of Bonds	0	0	0	10	14	24
14th Phase	Gandhinagar Branch	Amounts in Rs.	0	0	0	50,00,000	1,00,00,000	1,50,00,000
		No. of Bonds	0	0	0	5	1	6
13th Phase	Gandhinagar	Amounts in Rs.	0	0	0	0	1,00,00,000	1,00,00,000
		No. of Bonds	0	0	0	0	1	1
12th Phase	Gandhinagar	Amounts in Rs.	0	0	0	0	150000000	15,00,00,000
		No. of Bonds	0	0	0	0	15	15
10th Phase	Gandhinagar	Amounts in Rs.	0	0	0	1,00,00,000	16,00,00,000	17,00,00,000
		No. of Bonds	0	0	0	10	16	26
9th Phase	Gandhinagar	Amounts in Rs.	0	0	0	5,50,00,000	82,00,00,000	87,50,00,000
		No. of Bonds	0	0	0	55	82	137
8th Phase	Gandhinagar	Amounts in Rs.	0	0	0	5,50,00,000	68,00,00,000	73,50,00,000
		No. of Bonds	0	0	0	55	68	123
6th Phase	Gandhinagar	Amounts in Rs.	0	0	0	1,00,00,000	4,00,00,000	5,00,00,000
		No. of Bonds	0	0	0	10	4	14
5th Phase	Gandhinagar	Amounts in Rs.	0	0	0	50,00,000	0	50,00,000
		No. of Bonds	0	0	0	5	0	5
4th Phase	Gandhinagar	Amounts in Rs.	0	0	0	50,00,000	0	50,00,000
		No. of Bonds	0	0	0	5	0	5
3rd Phase	Gandhinagar	Amounts in Rs.	0	0	0	1,00,00,000	11,00,00,000	12,00,00,000
		No. of Bonds	0	0	0	10	11	21
Total Amount from Gujarat			0	0	0	28,00,00,000	3,15,00,00,000	Rs 343.00 cr
Total Number of Bonds			0	0	0	280 Bonds	315 Bonds	595 Bonds

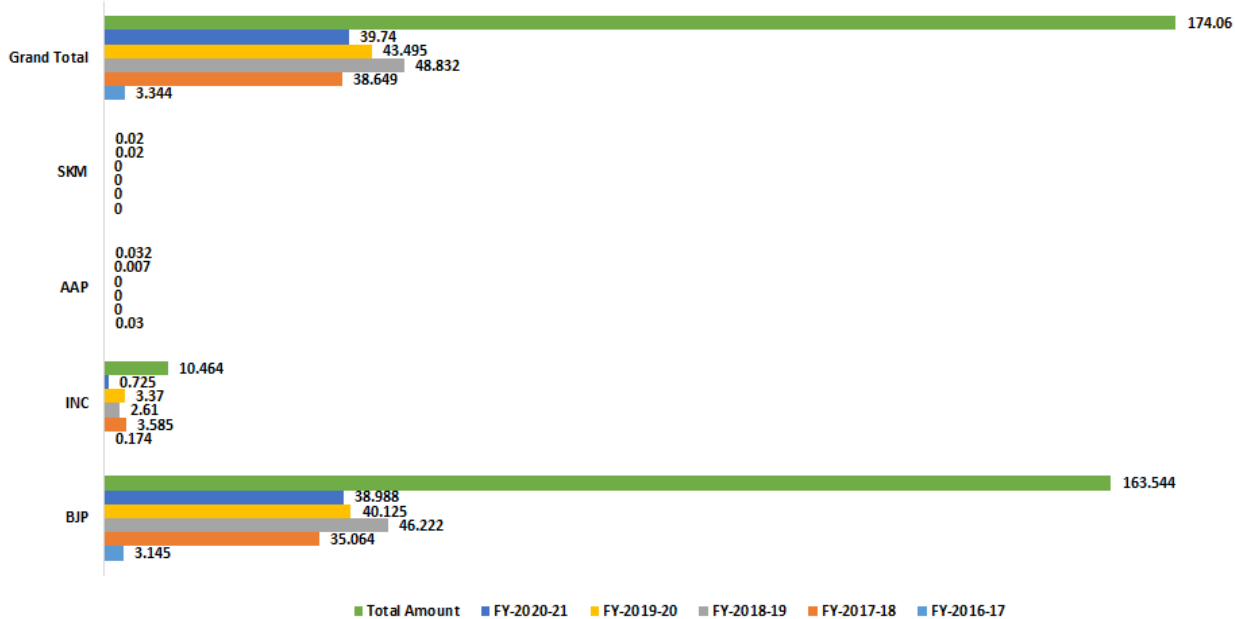
III. Total Corporate Donations declared by Political Parties from Gujarat, FY 2016-17 to 2020-21

- Four political parties received corporate donations from Gujarat between FY 2016-17 and 2020-21 namely **BJP, INC, AAP and SKM**.
- These political parties received total corporate donations worth **Rs 174.06 cr from 1571 donations from Gujarat**. For corporate donations (Rs 1 crore and above) to parties, refer to Annexure 2.
- Political parties received highest corporate donations worth Rs 48.832 cr from 532 donations in the FY 2018-19.
- During the five-year period, maximum corporate donations worth Rs 163.544 cr were declared by BJP from 1519 donors. **BJP received the highest donations in the FY 2018-19 of Rs 46.222 cr from 524 donations.**

- INC received the second highest donations from corporate houses during this period amounting to Rs 10.464 cr from 47 donors.
- Of the total corporate donations (Rs 4014.58 cr) received by political parties in the five-year period, **4.34% or Rs 174.06 cr worth corporate donations came from Gujarat** – this is based on the data analysed from the contribution reports submitted by the political parties to the ECI.

Total Corporate Donations declared by Political Parties from Gujarat, FY 2016-17 to 2020-21 (In Rs cr)

- An ADR Report



Corporate Donations from Gujarat: FY 2016-17 to 2020-21												
Party-wise	FY 2016-17		FY 2017-18		FY 2018-19		FY 2019-20		FY 2020-21		Total No.	Grand Total (In Rs Cr)
	Number of donations	Amount	Number of donations	Amount	Number of donations	Amount	Number of donations	Amount	Number of donations	Amount		
BJP	49	3.145	95	35.064	524	46.222	434	40.125	417	38.988	1519	163.544
INC	9	0.174	9	3.585	8	2.61	10	3.37	11	0.725	47	10.464
AAP	2	0.03	0	0	0	0	0	0	2	0.007	4	0.032
SKM	0	0	0	0	0	0	0	0	1	0.02	1	0.02
Grand Total	60 Donations	Rs 3.344 cr	104 donations	Rs 38.649 cr	532 donations	Rs 48.832 cr	444 donations	Rs 43.495 cr	431 donations	Rs 39.74 cr	1571 donations	174.06

IV. Total Donations declared by Political Parties via Electoral Trusts from Gujarat, FY 2016-17 to 2020-21

- In the five-year period analysed, political parties received a total of **Rs 74.27 cr from Prudent Electoral Trust** that received contributions from companies based in Gujarat.
- Between FY 2016-17 and 2020-21, **six Gujarat-based companies made donations to political parties via Prudent Electoral Trust** namely, Torrent Power Limited, Torrent Pharmaceuticals

Ltd, Torrent Pharma Limited, Cadila Healthcare Limited, Essar Bulk Terminal Paradip Limited and Act Infraport Ltd.

- The highest contributions amounting to **Rs 30.50 cr** were received from **Torrent Power Limited** spread over 6 donations between FY 2016-17 and FY 2020-21.
- **Torrent Pharmaceuticals Ltd.** made five donations worth **Rs 20.50 cr** via Prudent Electoral Trust to political parties during the five-year period.
- During the five-year period, **Prudent Electoral Trust** donated a total of **Rs 1152.5391 cr** to **19 political parties**. Please refer to Annexure – 3.

Electoral Trusts - Details of Contributions received from Gujarat: FY 2016-17 to 2020-21								
S. No.	Name of the person	Complete address of the person/company/entity making contribution	PAN	Total amount (Rs.)	Amount of Contribution (Rs.)	Name of the Bank and Branch from which the amount is transferred	Electoral Trust	FY
1	Torrent Power Limited	Samanvay 600 Tapovan, Ambawadi, Ahmedabad-380015, Gujarat	Yes	30,50,00,000	10,00,00,000	RTGS BARB202103251084873102, Bank of Baroda, Dt-25.3.21	Prudent E.T.	FY-2020-21
	Torrent Power Ltd	Torrent House, Off Ashram Road, Ahmedabad-380009	Yes		5,00,00,000	Cheque No.714533, HDFC Bank Ahmedabad, Dt-10-10-17	Prudent E.T	FY-2017-18
	Torrent Power Ltd	Torrent House, Off Ashram Road, Ahmedabad-380009	Yes		2,50,00,000	Cheque No.714574, HDFC Bank Ahmedabad, Dt-17-10-17	Prudent E.T	FY-2017-18
	Torrent Power Ltd	Torrent House, Off Ashram Road, Ahmedabad-380009	Yes		2,50,00,000	Cheque No.714690, HDFC Bank Ahmedabad, Dt-7-11-17	Prudent E.T	FY-2017-18
	Torrent Power Ltd	Torrent House, Off Ashram Road, Ahmedabad-380009	Yes		5,50,00,000	Cheque No.712770, HDFC Bank Ahmedabad, Dt-13-2-17	Prudent ET	FY-2016-17
	Torrent Power Ltd	Torrent House, Off Ashram Road, Ahmedabad-380009	Yes		5,00,00,000	Cheque No.712360, HDFC Bank Ahmedabad, Dt-12-12-16	Prudent ET	FY-2016-17
2	Torrent Pharmaceuticals Ltd	Torrent House, Off Ashram Road, Ahmedabad-380009	Yes	20,50,00,000	5,00,00,000	Cheque No.049185, ICICI Bank Ahmedabad, Dt-11-10-17	Prudent E.T	FY-2017-18
	Torrent Pharmaceuticals Ltd	Torrent House, Off Ashram Road, Ahmedabad-380009	Yes		2,50,00,000	Cheque No.049257, ICICI Bank Ahmedabad, Dt-17-10-17	Prudent E.T	FY-2017-18
	Torrent Pharmaceuticals Ltd	Torrent House, Off Ashram Road, Ahmedabad-380009	Yes		2,50,00,000	Cheque No.049373, ICICI Bank Ahmedabad, Dt-7-11-17	Prudent E.T	FY-2017-18
	Torrent Pharmaceuticals Ltd	Torrent House, Off Ashram Road, Ahmedabad-380009	Yes		5,50,00,000	Cheque No.051159, ICICI Bank Ahmedabad, Dt-13-2-17	Prudent ET	FY-2016-17
	Torrent Pharmaceuticals Ltd	Torrent House, Off Ashram Road, Ahmedabad-380009	Yes		5,00,00,000	Cheque No.048962, ICICI Bank Ahmedabad, Dt-12-12-16	Prudent ET	FY-2016-17
3	Torrent Pharma Limited	Torrent House, Off Ashram Road, Ahmedabad-380009 India	Yes	10,00,00,000	10,00,00,000	Transfer HDFC, HDFC Bank Ahmedabad Branch, Dt-24.3.21	Prudent E.T.	FY-2020-21
4	Cadila Healthcare Limited	Zydus Tower Satellite Cross Roads Ahmedabad-380015	Yes	10,00,00,000	10,00,00,000	Cheque No.775412, IDBI Bank Ahmedabad, Dt-5-12-17	Prudent E.T	FY-2017-18
5	Essar Bulk Terminal Paradip Limited	Essar House Ellisbridge Ahmedabad-380006	Yes	1,77,00,000	1,77,00,000	Cheque No.706847, State Bank of Mysore New Delhi, Dt-17-2-17	Prudent ET	FY-2016-17
6	Act Infraport Ltd	Aaditya 286/1A, Opp. Mamlatdar's Office	Yes	1,50,00,000	1,50,00,000	UTR ICICR42019101700446078,	Prudent E.T.	FY-2019-20

	Gandhidham (Kutch)- 370201, Gujarat			ICICI Bank Gandhidham Branch, Date-17.10.19		
Total			(Rs 74.27 cr) Rs 74,27,00,000			

Disclaimer

Source for the data used in the report are the annual reports of Electoral Trusts, audit and contribution reports submitted by the National and Regional Political Parties to the Election Commission of India as well as the data on electoral bonds shared by SBI through RTI applications. ADR does not add or subtract any information, unless the EC changes the data. In particular, no unverified information from any other source is used. The data can be accessed from myneta.info/party and the websites of the ECI. While all effort has been made to ensure that the information is in keeping with what is mentioned in the statements submitted by the political parties, in case of discrepancy between information in this report and that given in their statements, the information reported by the political parties should be treated as correct. Association for Democratic Reforms (ADR), National Election Watch (NEW) and their volunteers are not responsible or liable for any direct, indirect special, or consequential damages, claims, demands, losses of any kind whatsoever, made, claimed, incurred or suffered by any party arising under or relating to the usage of data provided by ADR through this report.

It is to be noted that ADR undertakes great care and adopts utmost due diligence in analysing and dissemination of the audit and contribution reports of the political parties submitted to the Election Commission of India and respective state CEOs. Such information is only aimed at **highlighting the increased misuse of money in our electoral and political process so as to facilitate a system of transparency, accountability and good governance and to enable voters to form an informed choice.** Therefore, it is expected that anyone using this report shall undertake due care and utmost precaution while using the data provided by ADR. **ADR is not responsible for any mishandling, discrepancy, inability to understand, misinterpretation or manipulation, distortion of the data in such a way so as to benefit or target a particular political party or politician or candidate.**

Contact Details

<p>Media and Journalist Helpline +91 80103 94248 Email: adr@adrindia.org</p>	<p>Maj. Gen Anil Verma (Retd.) Head National Election Watch, Association for Democratic Reforms +91 11 4165 4200 +91 88264 79910 anilverma@adrindia.org</p>	<p>Prof Jagdeep Chhokar IIM Ahmedabad (Retd.) Founder Member National Election Watch, Association for Democratic Reforms jchhokar@gmail.com</p>	<p>Prof Trilochan Sastry IIM Bangalore Founder Member, National Election Watch, Association for Democratic Reforms +91 94483 53285 tsastry@gmail.com</p>
---	--	--	---

Annexure – 1

Donations declared through Electoral Bonds by Political Parties since 2018 (Amount in cr)					Total	Percentage share of EBs received by the Party
Political Party	Declared in Audit Report FY 2020-21	Declared in Audit Report FY 2019-20	Declared in Audit Report FY 2018-19	Declared in Audit Report FY 2017-18		
BJP	22.385	2555.0001	1450.89	210	Rs 4238.275 cr	64.94%
INC	10.075	317.861	383.26	5	Rs 716.20 cr	10.97%
AITC	42	100.4646	97.28	-	Rs 239.745 cr	3.67%
NCP	-	20.5	29.25	-	Rs 49.75 cr	0.76%
BJD	67	50.50	213.5	-	Rs 331.00 cr	5.07%
YSR-C	96.25	74.35	99.84	-	Rs 270.44 cr	4.14%
TRS	-	89.1529	141.5	-	Rs 230.6529 cr	3.53%
DMK	80	45.5	-	-	Rs 125.50 cr	1.92%
TDP	-	81.60	27.5	-	Rs 109.10 cr	1.67%
SHS	-	40.98	60.4	-	Rs 101.38 cr	1.55%
JDS	-	7.50	35.25	6.0336	Rs 48.7836 cr	0.75%
AAP	5.95011	17.7651	-	-	Rs 23.71521 cr	0.36%
JDU	1.4	13.00	-	-	Rs 14.40 cr	0.22%
SP	-	10.84	-	-	Rs 10.84 cr	0.17%
SAD	-	6.76	-	-	Rs 6.76 cr	0.10%
AIADMK	-	6.05	-	-	Rs 6.05 cr	0.09%
RJD	-	2.50	-	-	Rs 2.50 cr	0.04%
JMM	-	1.00	-	-	Rs 1.00 cr	0.02%
SDF	-	0	0.5	-	Rs 0.50 cr	0.01%
Total	Rs 325.06 cr	Rs 3441.3237 cr	Rs 2539.17 cr	Rs 221.0336 cr	Rs 6526.5874 cr	100.00%

Annexure – 2

Corporate Donations to Political Parties (Rs 1 crore and above): FY 2016-2017 to 2020-21							
S. No.	Name	Complete Address of the Contributing Person/Company	PAN (Yes/No)	Amount of Contribution (Rs.)	Mode of Contribution *(Cheque/Demand Draft /cash)	Party	Financial Year
1	Adi Enterprises	Gr. Fl. Nr. Gujrat Vidhyapith, B/H, Visnagar Bank, Ashram Road, Ahmedabad- 380014, Tel.- 07940081114- 15	Yes	6,00,00,000	063982, Hdfc Bank Navrangpura, Ahmedabad, Date 26-03-19	BJP	FY-2018-19
2	Nirma Limited	Nirma House , Ashram Road , Ahmedabad-380009	Yes	5,00,00,000	991913, Bank of Baroda, Ashram Road, Ahmedabad-380009, Date-04-07-2020	BJP	FY-2020-21
3	Nirma Limited	Nirma House , Ashram Road, Ahmedabad-380009	Yes	5,00,00,000	996804, Bank of Baroda, Ashram Road, Ahmedabad-380009, Date-07-09-2020	BJP	FY-2020-21
4	Monarch Comtrade Pvt Ltd	Opp. Ishwar Bhuvan, Commerce Six Roads, Navrangpura, Ahmedabad-380014	Yes	4,00,00,000	206338, Hdfc Bank, Ahmedabad Stock Exchange, Ahmedabad, 28/03/2019	BJP	FY-2018-19
5	Adi Tradelink	Gr. Fl. Heritage, Nr. Gujrat Vidhyapith, B/H, Visnagar Bank, Ashram Road, Ahmedabad- 380014, Tel.- 07940081114- 15	Yes	4,00,00,000	063981, Hdfc Bank Navrangpura, Ahmedabad Date 26-03-19	BJP	FY-2018-19
6	Cadila Pharmaceuticals Ltd	Cadila Corporate Campus, Sarkhej-Dholka Road, Bhat, Ahmedabad-382210	Yes	3,50,00,000	773172, Canara Bank, Prime Corporate, Ahmedabad-9, Dt.11.11.2017	BJP	FY-2017-18
7	Alembic Pharmaceuticals Limited	Alembic Road, Vadodara-390003	Yes	3,00,00,000	023979, HDFC Bank, Raopura, Vadodara-390001, Dt.14.11.2017	BJP	FY-2017-18
8	Alembic Pharmaceuticals Limited	Alembic Road, Vadodara-390003	Yes	3,00,00,000	023980, HDFC Bank, Raopura, Vadodara-390001, Dt.14.11.2017	BJP	FY-2017-18
9	Megha Engineering & Infrastructure Ltd.	S-2, T.I.E. Balanagar, Hyderabad-500037	Yes	2,50,00,000	322259, Andhra Bank, Balanagar, Hyderabad-500037, Cheque Date-05.02.2020	BJP	FY-2019-20
10	Megha Engineering & Infrastructure Ltd.	S-2, T.I.E. Balanagar, Hyderabad-500037	Yes	2,50,00,000	322260, Andhra Bank, Balanagar, Hyderabad-500037, Cheque Date-10.02.2020	BJP	FY-2019-20
11	Nirma Chemical Works Pvt Ltd	Nirma House, Ashram Road, Ahmedabad-380009	Yes	2,00,00,000	093099, The Kalupur Commercial Co-op, Ashram Road, Ahmedabad-14, Dt.05.08.2017	BJP	FY-2017-18

Corporate Donations to Political Parties (Rs 1 crore and above): FY 2016-2017 to 2020-21

S. No.	Name	Complete Address of the Contributing Person/Company	PAN (Yes/No)	Amount of Contribution (Rs.)	Mode of Contribution *(Cheque/Demand Draft /cash)	Party	Financial Year
12	Nirma Limited	Nirma House, Ashram Road, Ahmedabad-380009	Yes	2,00,00,000	021945, Yes Bank, CG Road, Ahmedabad-9, Dt.12.10.2017	BJP	FY-2017-18
13	Cadila Health Care Ltd	"Zydu Tower", Satellite Cross Road, Ahmedabad-15	Yes	2,00,00,000	Cheque, IDBI Bank, 06.11.2017	INC	FY-2017-18
14	Nirma Limited	Ahamdabad	Yes	2,00,00,000	RTGS	BJP	FY-2018-19
15	Jp Iscon Private Limited	Iscon House, B/H Rembrandt Building, Nr, K.P. House. Opp. Associated Petrol Pump, Opp C.G.Road, Ahmedabad-9	Yes	2,00,00,000	003732, ICICI Bank, C.G. Road, Ahmedabad, 09.11.2018	BJP	FY-2018-19
16	Kalpavruksha Estate And Finance Pvt Ltd	30, Asia House, Swastik Char Rasta, Navrangpura, Ahmedabad-380009, Mo.9979855527	Yes	2,00,00,000	130903, Hdfc Bank Date 27-03-19	BJP	FY-2018-19
17	Patel Highway Management Pvt. Ltd.	Patel House, Beside Prakruti Resort Chhani Road, Chhani, Vadodara-390024	Yes	2,00,00,000	676945, PNB, Ashram Road Ahmedabad-380009, Date.04-02-2019	BJP	FY-2019-20
18	Corrtech International Pvt. Ltd.	22, Dhara Centre, Vijay Cross Road, Navrangpura, Ahmedabad	Yes	2,00,00,000	816681, SBI, Ahmedabad-9, Date.04-11-2019	BJP	FY-2019-20
19	Rkc Infrabuilt Pvt. Ltd.	4th Floor, Shree Panchdhara Complex, Besides Hotel Grand Bhagwati, S.G. Highway, Bodakdev, Ahd 380054	Yes	2,00,00,000	002745, Bank of Baroda, Ahmedabad-380006, Date.03-01-2019	BJP	FY-2019-20
20	Happy Home Corporation	"Shantiniketan" 1st Floor, Nr.S.D. Jain School, Vesu Cross Road, Surat-395007	Yes	1,50,00,000	104696, Dena Bank, Veshu, Surat-395007, Dt.13.10.2017	BJP	FY-2017-18
21	Happy Home Developers	Nakshatra Nebula, Nr. Sutrali Appt, Jhangirabad, Surat-9	Yes	1,50,00,000	003712, Bank of Baroda, Palanpur Patia, Surat-9, Dt.13.10.2017	BJP	FY-2017-18
22	Rspl Limited	C-1/2, 3rd Floor, Safal Profitaire, Corporate Road, Near Prahlad Nagar Garden, Satellite, Ahmedabad-15	Yes	1,00,00,000	981984, State Bank of India, Corporate Road, Ahmedabad, Dt.22.04.2017	BJP	FY-2017-18
23	Rspl Limited	C-1/2,3Rd Floor, Safal Profitaire, Corporate Road, Near Prahlad Nagar Garden, Satellite, Ahmedabad-15	Yes	1,00,00,000	174851, State Bank of India, Ranjit Road Jamnagar, Dt.10.12.2017	BJP	FY-2017-18
24	Rajkamal Builders	54, Park Hill Society, Near Hevan Park Society, Ramdev Nagar, Ahmedabad-380015	Yes	1,00,00,000	001749, HDFC Bank, Vastrapur, Ahmedabad-15, Dt.27.10.2017	BJP	FY-2017-18
25	Ghcl Limited	Opp. Punjab Hall, Nr. Narangpura Bus-Stand, Navrangpura, Ahmedabad-380009	Yes	1,00,00,000	031615, IDBI Bank, Ellisbridge, Ahmedabad-6, Dt.11.06.2017	BJP	FY-2017-18

Corporate Donations to Political Parties (Rs 1 crore and above): FY 2016-2017 to 2020-21

S. No.	Name	Complete Address of the Contributing Person/Company	PAN (Yes/No)	Amount of Contribution (Rs.)	Mode of Contribution *(Cheque/Demand Draft /cash)	Party	Financial Year
26	Nirma Limited	Nirma House, Ashram Road, Ahmedabad-380009	Yes	1,00,00,000	Cheque, Yes Bank, 16.11.2017	INC	FY-2017-18
27	Nirma Limited	Nirma House, Ashram Road, Ahmedabad	Yes	1,00,00,000	Cheque, BOB	INC	FY-2018-19
28	Nirma Limited	Nirma House, Ashram Road, Ahmedabad	Yes	1,00,00,000	Cheque, BOB	INC	FY-2018-19
29	Nirma Limited	Ahamdabad	Yes	1,00,00,000	RTGS	BJP	FY-2018-19
30	Nirma Limited	Nirma House, Ashram Road, Ahmedabad-380009	Yes	1,00,00,000	943920, Bank Of Baroda, Cfs, Ahmedabad-380006, 19/03/2019	BJP	FY-2018-19
31	Nirma Limited	Nirma House, Ashram Road, Ahmedabad-380009	Yes	1,00,00,000	943921, Bank Of Baroda, Cfs, Ahmedabad-380006, 19/03/2019	BJP	FY-2018-19
32	Ghel Ltd	"Ghel House", Opp. Punjabai Hall, Near Navrangpura Bus Stand, Navrangpura, Ahmedabad-380009	Yes	1,00,00,000	152256 Idbi Bank, Ellisbridge, Ahmedabad-380006, 27/03/2019	BJP	FY-2018-19
33	Ghel Ltd	"Ghel House", Opp. Punjabai Hall, Near Navrangpura Bus Stand, Navrangpura, Ahmedabad-380009	Yes	1,00,00,000	152257, Idbi Bank, Ellisbridge, Ahmedabad-380006, 27/03/2019	BJP	FY-2018-19
34	Cube Construction Engineering Ltd	1, Chandramani Nagar, Vidhyavihar School Lane, Opp. High Tension Road, Subhanpura, Vadodara-390023	Yes	1,00,00,000	080356, Dena Bank, Ifb- Ahmedabad-380009, 30/03/2019	BJP	FY-2018-19
35	Kunal Structure (I) Pvt. Ltd.	Mondeal Heights, B-Wing, 15th Floor, Opp, Karnavati Club, S.G. highway, Ahmedabad-380015	Yes	1,00,00,000	081896, Dena Bank, Ahmedabad-380009, Date.01-04-2019	BJP	FY-2019-20
36	Sintex Industries Limited	Sintex Yarn Division Office, Near Seven Garnala Kalol Gandhinagar-382721	Yes	1,00,00,000	185829, Axis Bank, Nehrunagar, Ahmedabad-380015, Date.21-05-2019	BJP	FY-2019-20
37	Jyoti Infratech Company	Mangaldas Estate, Satyanarayan Nagar, Amraiwadi, Ahmedabad-380026	Yes	1,00,00,000	104960, Central Bank of India, Kokhara, Ahmedabad-26, Cheque Date-11.02.2020	BJP	FY-2019-20
38	Nirma Limited	Ahmedabad, Gujarat	Yes	1,00,00,000	Ch.No-949906, Bank of Baroda, Ahmedabad, Gujarat	INC	FY-2019-20
39	Nirma Limited	Ahmedabad, Gujarat	Yes	1,00,00,000	Ch.No-949907, Bank of Baroda, Ahmedabad, Gujarat	INC	FY-2019-20

Corporate Donations to Political Parties (Rs 1 crore and above): FY 2016-2017 to 2020-21

S. No.	Name	Complete Address of the Contributing Person/Company	PAN (Yes/No)	Amount of Contribution (Rs.)	Mode of Contribution *(Cheque/Demand Draft /cash)	Party	Financial Year
40	Vishal Fabrics Ltd	Shanti Corporation House, Near Hira Rupa Hall, Bopal-Ambli Road , Bopal, Ahmedabad-380058	Yes	1,00,00,000	476849, SBI, Changodar Ahmedabad-382213, Date-18-07-2020	BJP	FY-2020-21
41	Vishal Fabrics Ltd	Shanti Corporation House, Near Hira Rupa Hall, Bopal-Ambli Road , Bopal, Ahmedabad-380058	Yes	1,00,00,000	476848, SBI, Changodar Ahmedabad-382213, Date- 25-07-2020	BJP	FY-2020-21
42	Enviro Control Associates I Pvt Ltd	Enviro House near Titen Show Room, Ghod Dod Road Surat -395001	Yes	1,00,00,000	001765, Bank of Baroda, Athwalines, surat-395001, date- 19-12-2020	BJP	FY-2020-21
43	Enviro Control Associates I Pvt Ltd	Enviro House near Titen Show Room, Ghod Dod Road Surat -395001	Yes	1,00,00,000	001766, Bank of Baroda, Athwalines, surat-395001 date 22-12-2020	BJP	FY-2020-21
44	Enviro Control Associates I Pvt Ltd	Enviro House near Titen Show Room, Ghod Dod Road Surat -395001	Yes	1,00,00,000	001767, Bank of Baroda, Athwalines, surat-395001 date 26-12-2020	BJP	FY-2020-21
45	Enviro Control Associates I Pvt Ltd	Enviro House near Titen Show Room, Ghod Dod Road Surat -395001	Yes	1,00,00,000	001768, Bank of Baroda, Athwalines, surat-395001 date 29-12-2020	BJP	FY-2020-21
46	Enviro Control Associates I Pvt Ltd	Enviro House near Titen Show Room, Ghod Dod Road Surat -395001	Yes	1,00,00,000	001769, Bank of Baroda, Athwalines, surat-395001 date 02-01-2021	BJP	FY-2020-21
47	Unique Construction	Bhatar Trade Centre, Bhatar Char Rasta Bhatar Surat	Yes	1,00,00,000	187212, IDBI Bank, Ghod Dod Road, Surat 395007, Date-01-01-2021	BJP	FY-2020-21
48	Unique Construction	Bhatar Trade Centre, Bhatar Char Rasta Bhatar Surat	Yes	1,00,00,000	187213, IDBI Bank, Ghod Dod Road, Surat 395007, Date-01-01-2021	BJP	FY-2020-21
49	Unique Construction	Bhatar Trade Centre, Bhatar Char Rasta Bhatar Surat	Yes	1,00,00,000	187280, IDBI Bank, Ghod Dod Road, Surat-395007, Date-11-02-2021	BJP	FY-2020-21

Annexure – 3

Donations to Political Parties from Prudent Electoral Trust FY 2016-17 to 2020-21 (in Rs cr)						
Political Party	FY 2016-17	FY 2017-18	FY 2018-19	FY 2019-20	FY 2020-21	Total
BJP	252.22	154.30	67.25	217.75	209.00	Rs 900.52 cr
INC	14.90	10.00	39.00	31.00	2.00	Rs 96.90 cr
YSR-C	0	0	27.00	0	0	Rs 27.00 cr
JDU	0	0	0	0	25.00	Rs 25.00 cr
TDP	0	0	25.00	0	0	Rs 25.00 cr
TRS	0	0	16.50	0	0	Rs 16.50 cr
AAP	1.00	0	0.63	11.2651	1.70	Rs 14.5951 cr
SAD	9.00	0	0	1.00	0	Rs 10.00 cr
SP	6.50	0	0	2.00	0	Rs 8.50 cr
BJD	0	5.00	2.00	0	0	Rs 7.00 cr
NCP	0	0	0.924	0	5.00	Rs 5.924 cr
SHS	0	0	0	5.00	0	Rs 5.00 cr
INLD	0	0	1.50	0.50	0	Rs 2.00 cr
Janasena Party	0	0	2.00	0	0	Rs 2.00 cr
Jannayak Party	0	0	0	2.00	0	Rs 2.00 cr
LJP	0	0	0	1.00	1.00	Rs 2.00 cr
RJD	0	0	0	0	2.00	Rs 2.00 cr
GFP	0	0	0.50	0	0	Rs 0.50 cr
RLD	0.10	0	0	0	0	Rs 0.10 cr
Total	Rs 283.72 cr	Rs 169.30 cr	Rs 182.304 cr	Rs 271.5151 cr	Rs 245.70 cr	Rs 1152.5391 cr