

20th October, 2014

Press Release

Haryana Assembly Elections 2014

Analysis of Criminal Background, Financial, Education, Gender and other details of Winners

Association for Democratic Reforms

T-95A, C.L. House, 1st Floor,
Near Gulmohar Commercial Complex
Gautam Nagar,
New Delhi-110 049
Phone: +91-011-4165-4200
Fax : +91-11-46094248
Email : adr@adrindia.org

To report any electoral violations and malpractices during elections download the Election Watch Reporter (Android App)

https://play.google.com/store/apps/details?id=com.webrosoft.election_watch_reporter

Contents

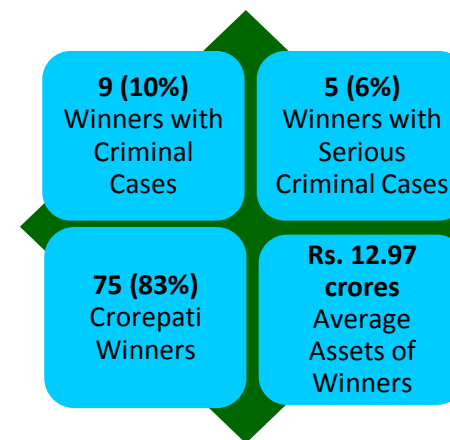
HARYANA ASSEMBLY ELECTIONS 2014.....	1
ANALYSIS OF CRIMINAL BACKGROUND, FINANCIAL, EDUCATION, GENDER AND OTHER DETAILS OF WINNERS 1	
SUMMARY AND HIGHLIGHTS	4
CRIMINAL BACKGROUND	5
FINANCIAL BACKGROUND.....	6
COMPARATIVE ANALYSIS OF ASSETS OF RE-ELECTED WINNERS	11
OTHER BACKGROUND DETAILS	13
ANALYSIS BASED ON ASSETS	14
CANDIDATES ASSET POSITION AND CHANCES OF WINNING.....	14
PARTY-WISE ASSET POSITION OF WINNERS	15
TOP 10 WINNERS WITH HIGHEST ASSETS	15
10 WINNERS WITH LOWEST ASSETS.....	16
TOP 10 WINNERS WITH HIGH LIABILITIES	17
INCOME-TAX DETAILS OF WINNERS.....	17
PARTY WISE WINNERS WHO HAVE NOT FILED ITR*	17
TOP 10 WINNERS WITH HIGH DECLARED INCOME IN INCOME TAX RETURNS (ITR)	18
WINNER WHO HAS NOT GIVEN HIS PAN DETAILS.....	19
ANALYSIS BASED ON EDUCATIONAL BACKGROUND OF WINNERS.....	19
OVERALL EDUCATION REPORT	19
EDUCATION ANALYSIS OF WINNERS- PARTY-WISE.....	19
ANALYSIS BASED ON AGE OF WINNERS.....	20
ANALYSIS BASED ON AGE GROUPS	20
PARTY WISE AGE BREAK UP	21

Data in this Kit is presented in good faith, with an intention to inform voters. Winners' affidavits obtained from the ECI website (www.eci.nic.in) with nomination papers is the source of this analysis.
Website:-www.adrindia.org, www.myneta.info

ANALYSIS BASED ON GENDER	21
PARTY WISE GENDER REPORT.....	21
FULL ASSET DETAILS OF WINNERS	22
ASSET COMPARISON FOR RE-ELECTED WINNERS (SORT BY ASSET INCREASE IN Rs).....	28
DETAILS OF WINNERS WITH DECLARED CRIMINAL CASES	29
CONTACT DETAILS	35
HARYANA ELECTION WATCH.....	35
NATIONAL ELECTION WATCH/ASSOCIATION FOR DEMOCRATIC REFORMS	35
DISCLAIMER	35

Summary and Highlights

Haryana Election Watch (HEW) and Association for Democratic Reforms (ADR) have analysed the self-sworn affidavits of all the 90 winners in the Haryana Assembly 2014 Elections.



Final Party Positions

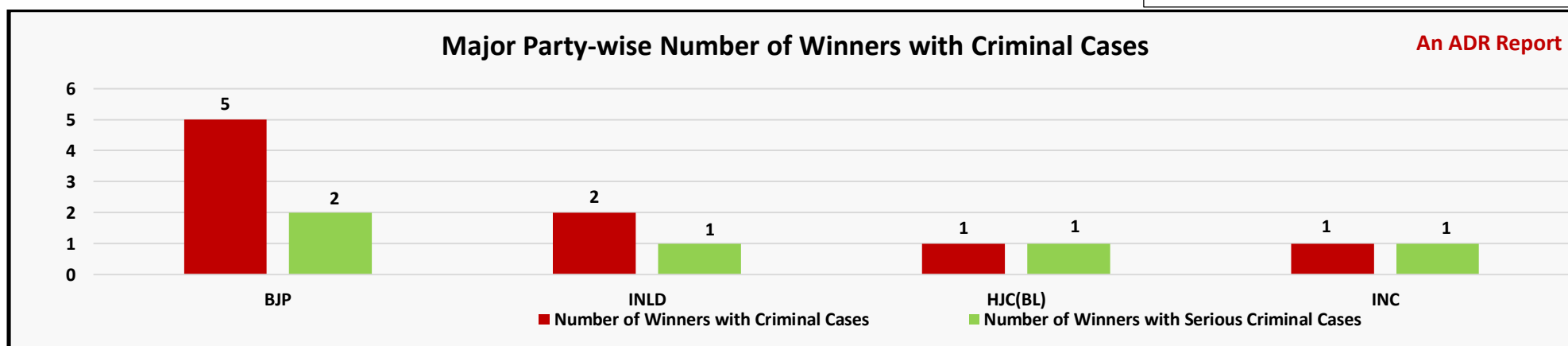
Party	Won
Bharatiya Janata Party	47
Indian National Lok Dal	19
Indian National Congress	15
Haryana Janhit Congress (BL)	2
Bahujan Samaj Party	1
Shiromani Akali Dal	1
Independents	5
Total	90

Criminal Background

- **Winners with Criminal Cases:** Out of the **90** winners, **9 (10%)** winners have declared criminal cases against themselves. Out of **88** winners analysed during **Haryana Assembly 2009 elections**, **15 (17%)** winners had **declared criminal cases** against themselves. There has been a decrease in the percentage and number of winners in Haryana with declared criminal cases.
- **Winners with Serious Criminal Cases:** **5 (6%)** winners have declared serious criminal cases in their affidavits. Out of **88** winners analysed during **2009 Haryana Assembly elections**, **13 (15%)** winners have declared serious criminal cases. There has been a decrease in the percentage and number of winners in Haryana with declared serious criminal cases.
- **Party wise Winners with Criminal Cases:** **5 (11%)** out of 47 winners from **BJP**, **1 (7%)** out of 15 winners from **INC**, **2 (11%)** out of 19 winners from **INLD** and **1 (50%)** out of 2 winners from **HJC(BL)** have declared criminal cases against themselves in their affidavits.
- **Party wise Winners with Serious Criminal Cases:** **2 (4%)** out of 47 winners analysed from **BJP**, **1 (5%)** out of 19 winners from **INLD**, **1 (7%)** out of 15 winners from **INC** and **1 (50%)** out of 2 winners from **HJC(BL)** have declared serious criminal cases against themselves in their affidavits.

Criteria for serious criminal cases

1. Offence for which maximum punishment is of 5 years or more.
2. If an offence is non-bailable
3. If it is an electoral offence (for eg. IPC 171E or bribery)
4. Offence related to loss to exchequer
5. Offences that are assault, murder, kidnap, rape related
6. Offences that are mentioned in Representation of the People Act (Section 8)
7. Offences under Prevention of Corruption Act
8. Crimes against women.

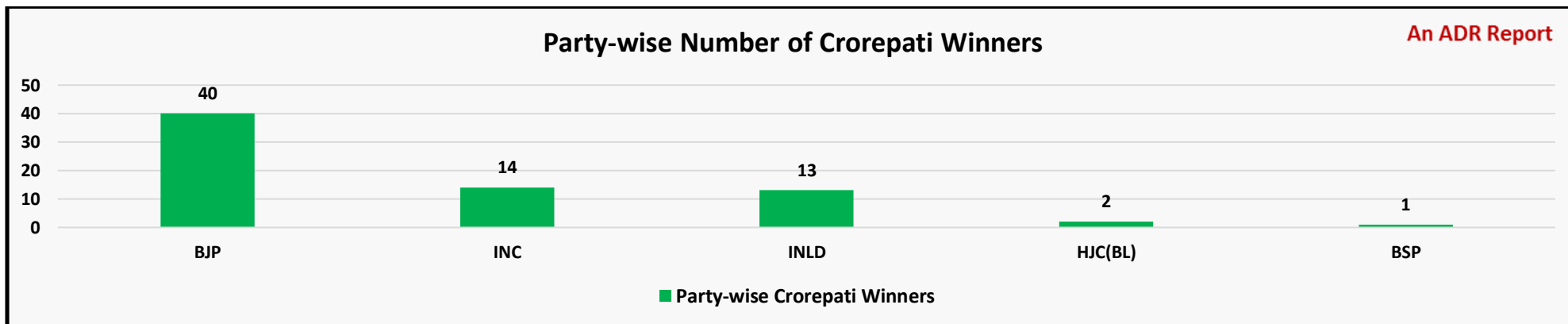


Party Name	Total number of winners analyzed	winners with declared Criminal Cases	% of winners with declared criminal cases	winners with serious declared criminal cases	% of winners with serious declared criminal cases
BJP	47	5	11%	2	4%
INLD	19	2	11%	1	5%
INC	15	1	7%	1	7%
HARYANA JANHIT CONGRESS (BL)	2	1	50%	1	50%
Others	7	0	0%	0	0%
Total	90	9	10%	5	6%

Table: Party-wise winners with Criminal Cases

Financial Background

- **Crorepati Winners:** Out of the 90 winners analysed, 75 (83%) are crorepatis. Out of 88 winners analysed during Haryana Assembly 2009 elections, 66 (75%) winners were crorepatis.
- **Party-wise Crorepati Winners:** 40 (85%) out of 47 winners from BJP, 14 (93%) out of 15 winners in INC, 13 (68%) out of 19 winners in INLD, both HJC(BL) winners and all five Independent winners have declared assets worth more than Rs. 1 crore.



Party Name	Number of Winners Analyzed	Crorepatis	Percentage of Crorepati Winners
BJP	47	40	85%
INC	15	14	93%

Data in this Kit is presented in good faith, with an intention to inform voters. Winners' affidavits obtained from the ECI website (www.eci.nic.in) with nomination papers is the source of this analysis. Website:-www.adrindia.org, www.myneta.info

Party Name	Number of Winners Analyzed	Crorepatis	Percentage of Crorepati Winners
INLD	19	13	68%
HARYANA JANHIT CONGRESS (BL)	2	2	100%
BSP	1	1	100%
Shiromani Akali Dal	1	0	0%
IND	5	5	100%
Total	90	75	83%

Table: Party-wise crorepati Winners

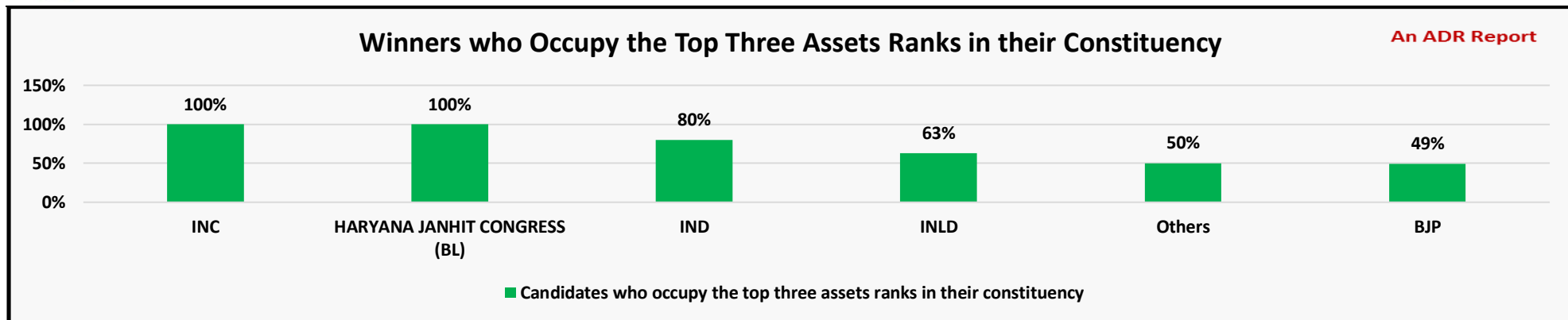
- **Chances of Winning for Crorepati Candidates:** The chances of winning for a crorepati candidate in the Haryana Assembly 2014 elections are 13% whereas for a candidate with low assets (<Rs. 1 crore) it is 2%.

Note:

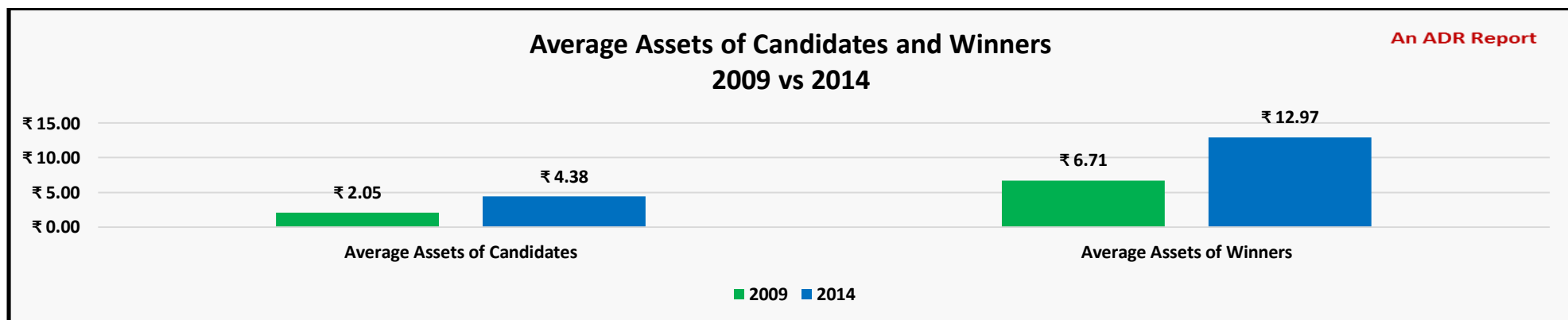
$$\text{Chances of Winning for Crorepati Candidates} = \frac{\text{Crorepati Winners}}{\text{Crorepati Candidates}}$$

$$\text{Chances of Winning for Candidate with Low Assets} = \frac{\text{Winners with Low Assets}}{\text{Candidates with Low Assets}}$$

- **Candidates Asset Position and Chances of Winning:** 57 winners (63%) occupy top three highest asset positions in their respective constituency. 24(27%) winners have the **highest declared assets** in their constituency. 19 (21%) winners have the **second highest declared assets** in their constituency and 14 (16%) winners have the third highest declared assets in their constituency.



- **Average Assets:** The average assets per winner for Haryana 2014 Assembly Elections are Rs. 12.97 crores whereas the average asset for each candidate was Rs. 4.38 crores. In 2009 the average assets per winner of 88 winners analysed was Rs. 6.71 crores



- **Party-wise Average Assets:** Among major parties, the average assets per winner for **47 BJP** winners is **Rs 10.50 crores**, **19 INLD** winners have average assets of **Rs.13.01 crores**, **15 INC** winners have average assets worth of **Rs.12.45 crores** and **5 Independent** winners have average assets of **Rs. 13.95 crores**.

Party Name	Number of Winners Analyzed	Average Assets (Rs)
BJP	47	Rs 10,50,94,135 ~ 10 Crore+

Party Name	Number of Winners Analyzed	Average Assets (Rs)
INLD	19	Rs 13,01,92,121 ~ 13 Crore+
INC	15	Rs 12,45,81,652 ~ 12 Crore+
IND	5	Rs 13,95,86,264 ~ 13 Crore+
Haryana Janhit Congress (BL)	2	Rs 80,12,66,684 ~ 80 Crore+
BSP	1	Rs 8,96,33,011 ~ 8 Crore+
SAD	1	Rs 28,77,107 ~ 28 Lacs+
All Parties	90	Rs 12,97,19,714 12 Crore+

- **High Asset Winners*:** 7 winners have declared more than **Rs.50 crores worth of assets**. The top three winners with highest assets are given below:

S.No.	Name	District	Constituency	Party Name	Movable Assets (Rs)	Immovable Assets (Rs)	Total Assets (Rs)	PAN Given
1	Vipul Goyal	Faridabad	Faridabad	BJP	62,95,89,881	43,67,52,731	1,06,63,42,612 106 Crore+	Y
2	Kuldeep Bishnoi	Hisar	Adampur	Haryana Janhit Congress (BL)	64,74,38,575	15,38,28,109	80,12,66,684 80 Crore+	Y
3	Renuka Bishnoi	Hisar	Hansi	Haryana Janhit Congress (BL)	64,74,38,575	15,38,28,109	80,12,66,684 80 Crore+	Y

*Total Assets includes income of self, spouse and dependents.

- **Winners with High Liabilities:** A total of **15 winners** have declared liabilities of Rs. 1 crore and above. **Out of these 15 winners, 5 have declared liabilities of Rs. 10 crore and above.** Five winners with the highest declared liabilities are as given below:

S.No.	Name	District	Constituency	Party Name	Total Assets(Rs)	Liabilities (Rs)	PAN Given
1	Vipul Goyal	Faridabad	Faridabad	BJP	1,06,63,42,612 106 Crore+	43,94,29,153 43 Crore+	Y
2	Ravinder Machhrouli	Panipat	Samalkha	IND	31,70,57,573 31 Crore+	14,45,34,753 14 Crore+	Y

Data in this Kit is presented in good faith, with an intention to inform voters. Winners' affidavits obtained from the ECI website (www.eci.nic.in) with nomination papers is the source of this analysis.
Website:-www.adrindia.org, www.myneta.info

S.No.	Name	District	Constituency	Party Name	Total Assets(Rs)	Liabilities (Rs)	PAN Given
3	Smt. Rohita Revari	Panipat	Panipat City	BJP	8,97,92,177 8 Crore+	10,45,63,000 10 Crore+	Y
4	Kuldeep Bishnoi	Hisar	Adampur	Haryana Janhit Congress (BL)	80,12,66,684 80 Crore+	10,40,02,005 10 Crore+	Y
5	Renuka Bishnoi	Hisar	Hansi	Haryana Janhit Congress (BL)	80,12,66,684 80 Crore+	10,40,02,005 10 Crore+	Y

Winners with High Income as declared in ITR*: 7 winners have declared total annual income of more than Rs. 1 crore. The top three winners with highest declared total annual income are given below:

S.No.	Name	Party Name	Constituency	District	Total Assets (Rs)	The financial year for which the last income tax return has been filed by winner	Total income shown by winner in ITR (Self+Spouse+Dependent) (Rs)	Self income shown by winner in ITR (Rs)
1	Vipul Goyal	BJP	Faridabad	Faridabad	1,06,63,42,612 106 Crore+	2012-2013	4,42,17,962 4 Crore+	2,27,24,431 2 Crore+
2	Chaudhary Abhay Singh Chautala	INLD	Ellenabad	Sirsa	43,13,01,267 43 Crore+	2013-2014	2,16,74,730 2 Crore+	2,16,34,800 2 Crore+
3	Capt. Abhimanyu Singh	BJP	Narnaund	Hisar	77,40,61,458 77 Crore+	2012-2013	2,05,20,331 2 Crore+	93,08,412 93 Lacs+

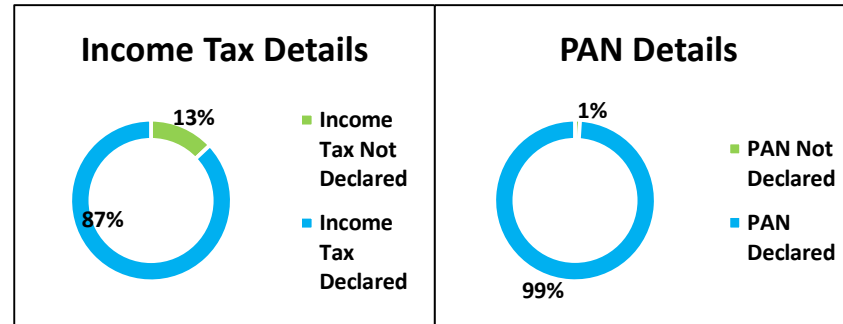
*Total income includes income of self, spouse and dependents

- **Winners who have not declared Income Tax Details*:** 12 (13%) winners out of 90 have not declared income tax details. * Some winners may be exempted from filing Income Tax Returns
- **Winners with High Assets who have not declared their self Income Tax Details:** 5 winners with assets worth more than Rs. 1 crore, have not declared Income Tax Details. These candidates are as follows;

S.No.	Name	District	Constituency	Party Name	Total Assets (Rs)	PAN Given
1	Vednarang	Hisar	Barwala	INLD	7,79,28,949 7 Crore+	Y
2	Subhash Chander	Fatehabad	Tohana	BJP	4,96,60,926 4 Crore+	Y
3	Tejpal Tanwar	Gurgaon	Sohna	BJP	4,61,00,024 4 Crore+	Y
4	Shyam Singh Rana	Yamunanagar	Radaur	BJP	2,69,61,000	Y

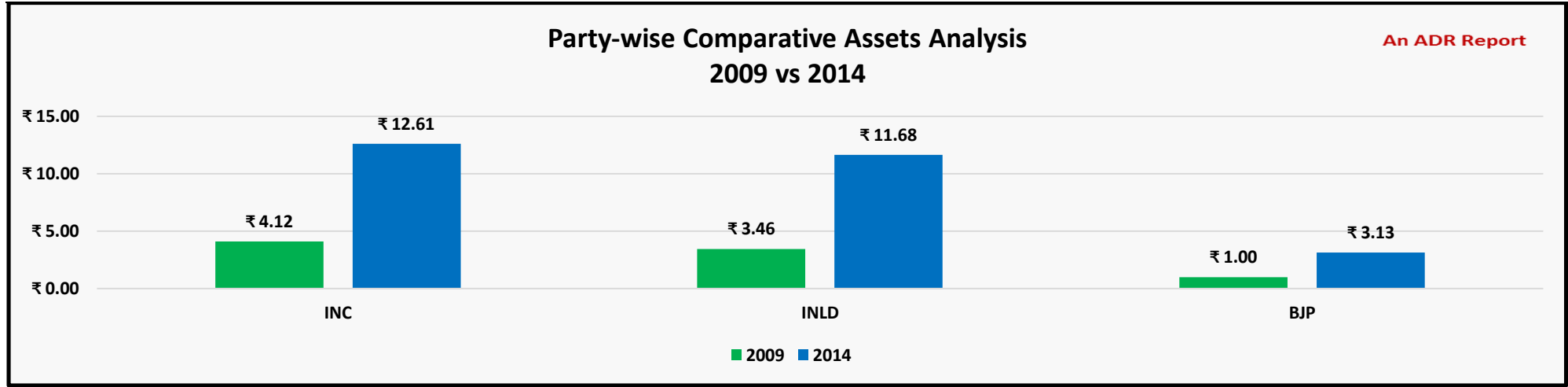
Data in this Kit is presented in good faith, with an intention to inform voters. Winners' affidavits obtained from the ECI website (www.eci.nic.in) with nomination papers is the source of this analysis. Website:-www.adrindia.org, www.myneta.info

S.No.	Name	District	Constituency	Party Name	Total Assets (Rs)	PAN Given
					2 Crore+	
5	Harvindar Kalyan	Karnal	Gharaunda	BJP	1,00,46,421 1 Crore+	Y



Comparative Analysis of Assets of Re-elected Winners

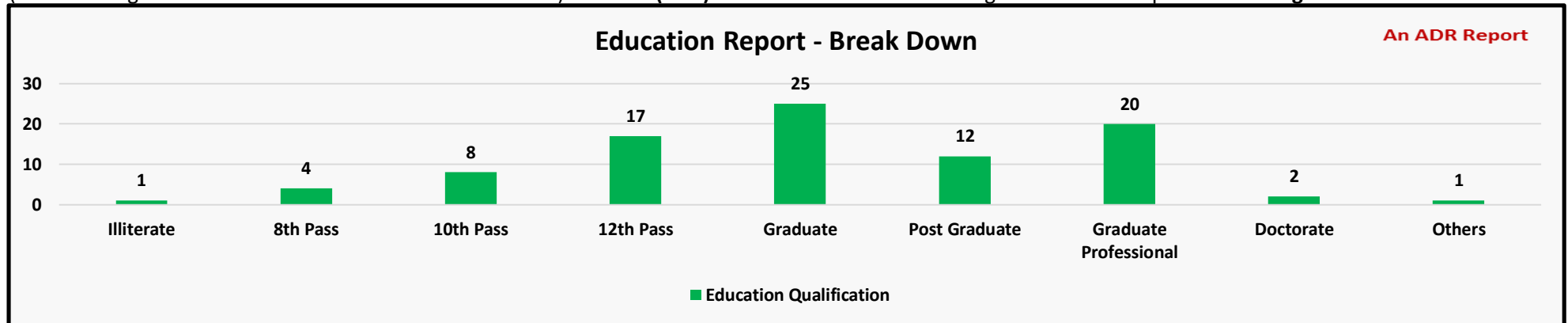
- **Number of Re-elected winners:** Number of re-elected winners analysed in the Haryana Assembly 2014 elections is 21
- **Average Assets of re-elected winners in 2009:** The average assets of re-elected winners in 2009 was Rs. 4 crores
- **Average Assets of re-elected winners in 2014:** The average assets of re-elected winners in 2014 is Rs. 13.80 crores
- **Average growth in assets of re-elected winners from 2009 to 2014:** The average assets growth of re-elected winners is Rs. 9.80 crores i.e. by 245%.



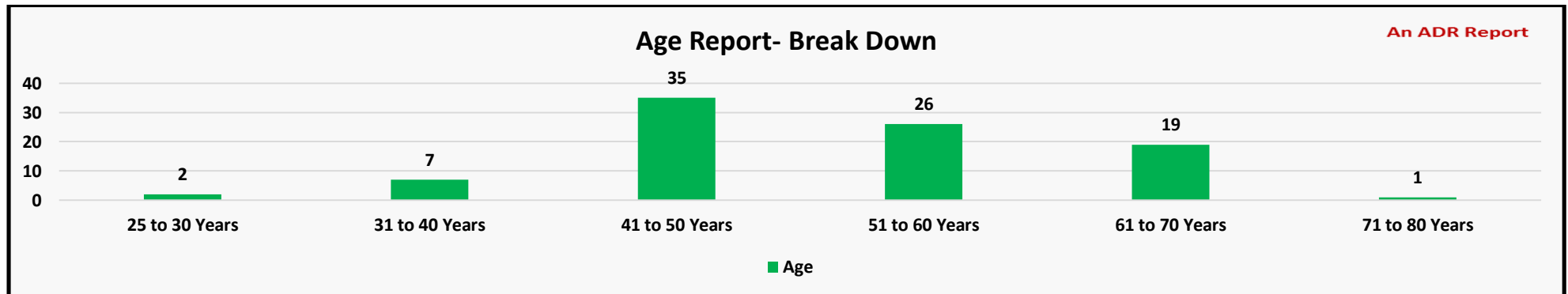
S.No.	Party in Haryana Election 2014	Total Number of Winners	Average Assets in 2014 (Rs)	Average Assets in 2009 (Rs)	Average Asset Increase (Rs)	Average % Increase in Asset
1.	INC	11	12,61,49,507 12 Crore+	4,12,29,989 4 Crore+	8,49,19,518 8 Crore+	206%
2.	INLD	5	11,68,49,149 11 Crore+	3,46,03,936 3 Crore+	8,22,45,213 8 Crore+	238%
3.	BJP	4	3,13,77,245 3 Crore+	1,00,96,489 1 Crore+	2,12,80,756 2 Crore+	211%
4.	Haryana Janhit Congress (BL)	1	80,12,66,684 80 Crore+	17,30,86,199 17 Crore+	62,81,80,485 62 Crore+	363%
GRAND TOTAL		21	13,80,31,713 13 Crore+	4,00,01,034 4 Crore+	9,80,30,679 9 Crore+	245%

Other Background Details

- **Education Details of Winners:** 1 winner has declared that he is illiterate. 29 (32%) winners have declared that have an education qualification of 12th pass or below (not including winner who has declared that he is illiterate) while 57 (63%) winners have declared having an educational qualification of graduate or above.



- **Age Details of Winners:** 44 (49%) winners have declared their age to be between 25 to 50 years while 46 (51%) winners have declared their age to be between 51 to 80 years.



- **Gender Details of Winners:** Out of 90 winners analysed, 13 (14%) winners are women while 77 (86%) winners are men. In 2009, out of 88 winners analysed, 8 (9%) winners were women

Analysis based on assets

Candidates Asset Position and Chances of Winning

57 winners (63%) occupy top three highest asset positions in their respective constituency. **24(27%)** winners have the **highest declared assets** in their constituency. **19 (21%)** winners have the **second highest declared assets** in their constituency and 14 (16%) winners have the third highest declared assets in their constituency.

Position in constituency based on assets	Total Winners	% of Winners	Average Assets
1	24	27%	31,52,78,996 31 Crore+
2	19	21%	11,64,52,227 11 Crore+
3	14	16%	6,06,54,724 6 Crore+
4	11	12%	4,75,18,152 4 Crore+
5	8	9%	4,44,75,574 4 Crore+
6	4	4%	2,22,27,466 2 Crore+
7	1	1%	1,98,61,181 1 Crore+
8	5	6%	64,55,885 64 Lacs+
9	2	2%	98,14,157 98 Lacs+
10	1	1%	33,09,825 33 Lacs+
11	1	1%	38,26,976 38 Lacs+
Grand Total	90	100%	12,97,19,713 12 Crore+

Table: Candidates asset position and chances of winning

Party-wise Asset Position of Winners

Party	Total number of winners analyzed	Candidates with highest Assets Rank in the constituency	Candidates with Second Highest Assets Rank in the constituency	Candidates with Third Highest Assets Rank in the constituency	Number of Candidates who Occupy the top three assets ranks in the constituency	% of Candidates who Occupy the top three assets ranks in the constituency
BJP	47	8	10	5	23	49%
INC	15	6	4	5	15	100%
INLD	19	5	3	4	12	63%
HARYANA JANHIT CONGRESS (BL)	2	2	0	0	2	100%
BSP	1	0	1	0	1	100%
SAD	1	0	0	0	0	0%
IND	5	3	1	0	4	80%
Total	90	24	19	14	57	63%

Table: Party-wise Asset Position of Winners

Top 10 winners with highest assets

S.No.	Name	District	Constituency	Party Name	Movable Assets (Rs)	Immovable Assets (Rs)	Total Assets (Rs)	PAN Given
1	Vipul Goyal	Faridabad	Faridabad	BJP	62,95,89,881	43,67,52,731	1,06,63,42,612 106 Crore+	Y
2	Kuldeep Bishnoi	Hisar	Adampur	Haryana Janhit Congress (BL)	64,74,38,575	15,38,28,109	80,12,66,684 80 Crore+	Y
3	Renuka Bishnoi	Hisar	Hansi	Haryana Janhit Congress (BL)	64,74,38,575	15,38,28,109	80,12,66,684 80 Crore+	Y
4	Capt. Abhimanyu Singh	Hisar	Narnaund	BJP	30,90,59,401	46,50,02,057	77,40,61,458 77 Crore+	Y
5	Makhan Lal S/O Vilayati Ram	Sirsa	Sirsa	INLD	22,61,08,838	50,17,75,000	72,78,83,838 72 Crore+	Y
6	Smt. Kiran Chaudhary	Bhiwani	Tosham	INC	10,28,08,000	60,50,72,000	70,78,80,000 70 Crore+	Y
7	Naina Singh	Sirsa	Dabwali	INLD	14,11,32,992	46,15,00,000	60,26,32,992 60 Crore+	Y

Data in this Kit is presented in good faith, with an intention to inform voters. Winners' affidavits obtained from the ECI website (www.eci.nic.in) with nomination papers is the source of this analysis. Website:-www.adrindia.org, www.myneta.info

S.No.	Name	District	Constituency	Party Name	Movable Assets (Rs)	Immovable Assets (Rs)	Total Assets (Rs)	PAN Given
8	Rao Narveer Singh	Gurgaon	Badshahpur	BJP	4,92,23,567	44,99,78,375*	49,92,01,942 49 Crore+	Y
9	Chaudhary Abhay Singh Chautala	Sirsa	Ellenabad	INLD	11,58,01,267	31,55,00,000	43,13,01,267 43 Crore+	Y
10	Ravinder Machhrouli	Panipat	Samalkha	IND	1,30,57,573	30,40,00,000	31,70,57,573 31 Crore+	Y

Table: Top 10 winners with high assets

10 winners with lowest assets

S.No.	Name	District	Constituency	Party Name	Movable Assets (Rs)	Immovable Assets (Rs)	Total Assets (Rs)	PAN Given
1	Vishambhar Balmiki	Bhiwani	Bawani Khera (Sc)	BJP	6,65,067	1,00,000*	7,65,067 7 Lacs+	Y
2	Balkaur Singh	Sirsa	Kalanwali (Sc)	SAD	28,77,107	0	28,77,107 28 Lacs+	Y
3	Rajdeep Fogat	Bhiwani	Dadri	INLD	10,59,155	22,50,670	33,09,825 33 Lacs+	N
4	Bhagwan Das Kabirpanthi	Karnal	Nilokheri (Sc)	BJP	20,35,823	17,00,000	37,35,823 37 Lacs+	Y
5	Nasim Ahmed	Mewat	Ferozepur Jhirka	INLD	4,26,976*	34,00,000	38,26,976 38 Lacs+	Y
6	Jaiveer Singh	Sonipat	Kharkhoda (Sc)	INC	21,07,842	21,81,500	42,89,342 42 Lacs+	Y
7	Kahersingh Rawat	Palwal	Hathin	INLD	10,07,000	38,86,875	48,93,875 48 Lacs+	Y
8	Krishan Bedi	Kurukshetra	Shahbad (Sc)	BJP	6,96,900	50,00,000	56,96,900 56 Lacs+	Y
9	Manoharlal Khattar	Karnal	Karnal	BJP	8,29,952	53,00,000	61,29,952 61 Lacs+	Y
10	Kulwant Bazigar	Kaithal	Guhla (Sc)	BJP	9,76,192	52,00,000	61,76,192 61 Lacs+	Y

Table: 10 winners with low assets

Top 10 winners with high liabilities

S.No.	Name	District	Constituency	Party Name	Total Assets(Rs)	Liabilities (Rs)	PAN Given
1	Vipul Goyal	Faridabad	Faridabad	BJP	1,06,63,42,612 106 Crore+	43,94,29,153 43 Crore+	Y
2	Ravinder Machhrouli	Panipat	Samalkha	IND	31,70,57,573 31 Crore+	14,45,34,753 14 Crore+	Y
3	Smt. Rohita Revari	Panipat	Panipat City	BJP	8,97,92,177 8 Crore+	10,45,63,000 10 Crore+	Y
4	Kuldeep Bishnoi	Hisar	Adampur	Haryana Janhit Congress (BL)	80,12,66,684 80 Crore+	10,40,02,005 10 Crore+	Y
5	Renuka Bishnoi	Hisar	Hansi	Haryana Janhit Congress (BL)	80,12,66,684 80 Crore+	10,40,02,005 10 Crore+	Y
6	Capt. Abhimanyu Singh	Hisar	Narnaund	BJP	77,40,61,458 77 Crore+	9,49,23,514 9 Crore+	Y
7	Smt. Latika Sharma	Panchkula	Kalka	BJP	26,23,78,556 26 Crore+	6,52,09,000 6 Crore+	Y
8	Randheer Kaprivias	Rewari	Rewari	BJP	15,72,77,762 15 Crore+	5,10,25,000 5 Crore+	Y
9	Rao Narveer Singh	Gurgaon	Badshahpur	BJP	49,92,01,942 49 Crore+	4,00,50,000 4 Crore+	Y
10	Bakshish Singh Virk	Karnal	Assandh	BJP	14,08,64,658 14 Crore+	3,24,69,253 3 Crore+	Y

Table: Top 10 winners with highest declared liabilities

Income-Tax Details of Winners

Party wise Winners who have not Filed ITR*

Party Name	Total Winners Analyzed	Total Winners who have Filed ITR	Total Winners who have not Filed ITR	% of Winners who have not Filed ITR
BJP	47	40	7	15 %
INLD	19	15	4	21 %
INC	15	15	0	0 %
Haryana Janhit Congress (BL)	2	2	0	0 %

Data in this Kit is presented in good faith, with an intention to inform voters. Winners' affidavits obtained from the ECI website (www.eci.nic.in) with nomination papers is the source of this analysis. Website:-www.adrindia.org, www.myneta.info

Party Name	Total Winners Analyzed	Total Winners who have Filed ITR	Total Winners who have not Filed ITR	% of Winners who have not Filed ITR
SAD	1	0	1	100 %
BSP	1	1	0	0 %
IND	5	5	0	0 %
Total	90	78	12	13 %

Table: Party wise Winners who have not Filed ITR

* Some winners may be exempted from filing Income Tax Returns

Top 10 Winners with High Declared Income in Income Tax Returns (ITR)

S.No.	Name	Party Name	Constituency	District	Total Assets (Rs)	The financial year for which the last income tax return has been filed by winner	Total income shown by winner in ITR (Self+Spouse+Dependent) (Rs)	Self income shown by winner in ITR (Rs)
1	Vipul Goyal	BJP	Faridabad	Faridabad	1,06,63,42,612 106 Crore+	2012-2013	4,42,17,962 4 Crore+	2,27,24,431 2 Crore+
2	Chaudhary Abhay Singh Chautala	INLD	Ellenabad	Sirsa	43,13,01,267 43 Crore+	2013-2014	2,16,74,730 2 Crore+	2,16,34,800 2 Crore+
3	Capt. Abhimanyu Singh	BJP	Narnaund	Hisar	77,40,61,458 77 Crore+	2012-2013	2,05,20,331 2 Crore+	93,08,412 93 Lacs+
4	Naina Singh	INLD	Dabwali	Sirsa	60,26,32,992 60 Crore+	2012-2013	1,70,73,290 1 Crore+	59,76,650 59 Lacs+
5	Randeep Singh Surjewala	INC	Kaithal	Kaithal	4,59,26,000 4 Crore+	2013-2014	1,09,70,734 1 Crore+	88,57,496 88 Lacs+
6	Kuldeep Bishnoi	Haryana Janhit Congress (BL)	Adampur	Hisar	80,12,66,684 80 Crore+	2012-2013	1,02,44,307 1 Crore+	98,53,777 98 Lacs+
7	Renuka Bishnoi	Haryana Janhit Congress (BL)	Hansi	Hisar	80,12,66,684 80 Crore+	2012-2013	1,02,44,307 1 Crore+	3,90,530 3 Lacs+
8	Smt. Premlata Singh	BJP	Uchana Kalan	Jind	14,91,16,043 14 Crore+	2013-2014	99,09,903 99 Lacs+	76,53,373 76 Lacs+
9	Smt. Kiran Chaudhary	INC	Tosham	Bhiwani	70,78,80,000 70 Crore+	2014-2015	67,18,830 67 Lacs+	67,18,830 67 Lacs+
10	Jasbir	IND	Safidon	Jind	7,42,74,000 7 Crore+	2012-2013	53,75,332 53 Lacs+	33,59,062 33 Lacs+

Table: Winners who declared high income in ITR

Winner who has not given his PAN details

S.No.	Name	District	Constituency	Party Name	Movable Assets (Rs)	Immovable Assets (Rs)	Total Assets (Rs)	PAN Given
1	Rajdeep Fogat	Bhiwani	Dadri	INLD	10,59,155	22,50,670	33,09,825 33 Lacs+	N

Table: - Winner who has not given his PAN details

Analysis based on Educational Background of Winners

Overall Education report

Education Group	Number of Winners analyzed
Illiterate	1
8th Pass	4
10th Pass	8
12th Pass	17
Graduate	25
Graduate Professional	20
Post Graduate	12
Doctorate	2
Others	1
Total	90

Table: Analysis of winners on the basis of education

Education analysis of winners- party-wise

Party	Illiterate	Literate	5th Pass	8th Pass	10th Pass	12th Pass	Graduate	Graduate Professional	Post Graduate	Doctorate	Others	Not Given	Total number of winners analyzed
BJP	1	0	0	0	4	9	14	9	8	1	1	0	47
INLD	0	0	0	2	2	3	8	3	1	0	0	0	19
INC	0	0	0	1	0	2	2	7	2	1	0	0	15
HARYANA JANHIT CONGRESS (BL)	0	0	0	0	0	1	1	0	0	0	0	0	2
BSP	0	0	0	0	0	1	0	0	0	0	0	0	1

Data in this Kit is presented in good faith, with an intention to inform voters. Winners' affidavits obtained from the ECI website (www.eci.nic.in) with nomination papers is the source of this analysis.
Website:-www.adrindia.org, www.myneta.info

Party	Illiterate	Literate	5th Pass	8th Pass	10th Pass	12th Pass	Graduate	Graduate Professional	Post Graduate	Doctorate	Others	Not Given	Total number of winners analyzed
SAD	0	0	0	0	1	0	0	0	0	0	0	0	1
IND	0	0	0	1	1	1	0	1	1	0	0	0	5
Total	1	0	0	4	8	17	25	20	12	2	1	0	90

Table: Party-wise Education Details of Winners

Analysis Based on Age of Winners

Analysis based on age groups

Age Group	Number of Winners Analyzed
25-30	2
31-40	7
41-50	35
51-60	26
61-70	19
71-80	1
Total	90

Table: Overall Age Report-Winners

Party Wise Age break up

Party	25-35	36-45	46-55	56-65	66-75	Total number of winners analyzed
BJP	4	9	15	15	4	47
INLD	1	6	7	3	2	19
INC	0	1	5	6	3	15
Haryana Janhit Congress (BL)	0	1	1	0	0	2
BSP	0	0	1	0	0	1
SAD	0	1	0	0	0	1
IND	0	1	2	2	0	5
Total	5	19	31	26	9	90

Table: Party wise Age analysis of winners

Analysis Based on Gender

Party Wise Gender Report

Party Name	Total winners analyzed	Men	Women	% of Women Winners
BJP	47	39	8	17%
INLD	19	18	1	5%
INC	15	12	3	20%
Haryana Janhit Congress (BL)	2	1	1	50%
SAD	1	1	0	0%
BSP	1	1	0	0%
IND	5	5	0	0%
Total	90	77	13	14%

Table: Party Wise Women winners

Full Asset Details of Winners

S.No.	Name	District	Constituency	Party Name	Movable Assets (Rs)	Immovable Assets (Rs)	Total Assets (Rs)	PAN Given
1	Vipul Goyal	Faridabad	Faridabad	BJP	62,95,89,881	43,67,52,731	1,06,63,42,612 106 Crore+	Y
2	Kuldeep Bishnoi	Hisar	Adampur	Haryana Janhit Congress (BL)	64,74,38,575	15,38,28,109	80,12,66,684 80 Crore+	Y
3	Renuka Bishnoi	Hisar	Hansi	Haryana Janhit Congress (BL)	64,74,38,575	15,38,28,109	80,12,66,684 80 Crore+	Y
4	Capt. Abhimanyu Singh	Hisar	Narnaund	BJP	30,90,59,401	46,50,02,057	77,40,61,458 77 Crore+	Y
5	Makhan Lal S/O Vilayati Ram	Sirsa	Sirsa	INLD	22,61,08,838	50,17,75,000	72,78,83,838 72 Crore+	Y
6	Smt. Kiran Chaudhary	Bhiwani	Tosham	INC	10,28,08,000	60,50,72,000	70,78,80,000 70 Crore+	Y
7	Naina Singh	Sirsa	Dabwali	INLD	14,11,32,992	46,15,00,000	60,26,32,992 60 Crore+	Y
8	Rao Narveer Singh	Gurgaon	Badshahpur	BJP	4,92,23,567	44,99,78,375*	49,92,01,942 49 Crore+	Y
9	Chaudhary Abhay Singh Chautala	Sirsa	Ellenabad	INLD	11,58,01,267	31,55,00,000	43,13,01,267 43 Crore+	Y
10	Ravinder Machhrouli	Panipat	Samalkha	IND	1,30,57,573	30,40,00,000	31,70,57,573 31 Crore+	Y
11	Karan Singh Dalal	Palwal	Palwal	INC	3,83,28,987	25,17,61,970	29,00,90,957 29 Crore+	Y
12	Smt. Latika Sharma	Panchkula	Kalka	BJP	7,82,02,626	18,41,75,930	26,23,78,556 26 Crore+	Y
13	Dinesh Kaushik	Kaithal	Pundri	IND	66,50,924	21,21,01,000	21,87,51,924 21 Crore+	Y
14	Smt. Santosh Yadav	Mahendragarh	Ateli	BJP	3,65,77,178	16,83,53,393	20,49,30,571 20 Crore+	Y
15	Srikrishan Hooda	Sonipat	Baroda	INC	35,96,264*	17,22,00,000*	17,57,96,264 17 Crore+	Y

Data in this Kit is presented in good faith, with an intention to inform voters. Winners' affidavits obtained from the ECI website (www.eci.nic.in) with nomination papers is the source of this analysis. Website:-www.adrindia.org, www.myneta.info

S.No.	Name	District	Constituency	Party Name	Movable Assets (Rs)	Immovable Assets (Rs)	Total Assets (Rs)	PAN Given
16	Moolchand Sharma	Faridabad	Ballabgarh	BJP	75,10,285	15,71,32,000	16,46,42,285 16 Crore+	Y
17	Randheer Kapriwas	Rewari	Rewari	BJP	3,51,77,762	12,21,00,000	15,72,77,762 15 Crore+	Y
18	Smt. Premlata Singh	Jind	Uchana Kalan	BJP	5,18,32,643	9,72,83,400	14,91,16,043 14 Crore+	Y
19	Bakshish Singh Virk	Karnal	Assandh	BJP	3,38,64,658	10,70,00,000	14,08,64,658 14 Crore+	Y
20	Umesh Aggarwal	Gurgaon	Gurgaon	BJP	2,39,15,410	11,00,00,000	13,39,15,410 13 Crore+	Y
21	Praminder Singh Dhul	Jind	Julana	INLD	82,37,208	11,41,00,000	12,23,37,208 12 Crore+	Y
22	Balwan Singh Daulatpuria	Fatehabad	Fatehabad	INLD	94,07,540	10,96,50,000	11,90,57,540 11 Crore+	Y
23	Gian Chand Gupta	Panchkula	Panchkula	BJP	95,30,591	10,87,50,000	11,82,80,591 11 Crore+	Y
24	Lalit Nagar	Faridabad	Tigaon	INC	54,43,053	11,19,95,000	11,74,38,053 11 Crore+	Y
25	Raghubir Singh	Jhajjar	Beri	INC	51,02,570	10,97,26,905	11,48,29,475 11 Crore+	Y
26	Ranveer Prajapat	Hisar	Nalwa	INLD	1,24,92,331	9,57,00,000	10,81,92,331 10 Crore+	Y
27	Pawan Saini	Kurukshetra	Ladwa	BJP	97,55,834	8,56,00,000	9,53,55,834 9 Crore+	Y
28	Smt. Rohita Revari	Panipat	Panipat City	BJP	5,39,92,177	3,58,00,000	8,97,92,177 8 Crore+	Y
29	Tek Chand Sharma	Faridabad	Prithla	BSP	2,51,33,011	6,45,00,000	8,96,33,011 8 Crore+	Y
30	Mahipal Dhandha	Panipat	Panipat Rural	BJP	2,01,36,335	6,94,30,000	8,95,66,335 8 Crore+	Y
31	Bhupinder Singh Hooda	Rohtak	Garhi Sampla-Kiloi	INC	3,45,62,284	5,37,00,000	8,82,62,284 8 Crore+	Y

Data in this Kit is presented in good faith, with an intention to inform voters. Winners' affidavits obtained from the ECI website (www.eci.nic.in) with nomination papers is the source of this analysis. Website:-www.adrindia.org, www.myneta.info

S.No.	Name	District	Constituency	Party Name	Movable Assets (Rs)	Immovable Assets (Rs)	Total Assets (Rs)	PAN Given
32	Zakir Hussain	Mewat	Nuh	INLD	74,17,767	7,40,00,000	8,14,17,767 8 Crore+	Y
33	Ved Narang	Hisar	Barwala	INLD	52,28,949	7,27,00,000	7,79,28,949 7 Crore+	Y
34	Jasbir	Jind	Safidon	IND	3,79,74,000	3,63,00,000	7,42,74,000 7 Crore+	Y
35	Jagbeer Singh Malik	Sonipat	Gohana	INC	84,86,406	6,47,50,000	7,32,36,406 7 Crore+	Y
36	Ghanshyam Das Arora	Yamunanagar	Yamunanagar	BJP	39,80,664	6,37,18,865	6,76,99,529 6 Crore+	Y
37	Jaiteerath Dahia	Sonipat	Rai	INC	94,39,680	5,60,00,000	6,54,39,680 6 Crore+	Y
38	Ghanshyam Sarraf	Bhiwani	Bhiwani	BJP	1,13,94,308	4,86,00,000	5,99,94,308 5 Crore+	Y
39	Smt. Santosh Sarwan	Ambala	Mullana (Sc)	BJP	1,22,97,841	4,75,00,000	5,97,97,841 5 Crore+	Y
40	Subhash Sudha	Kurukshetra	Thanesar	BJP	1,85,17,000	3,80,00,000	5,65,17,000 5 Crore+	Y
41	Abhay Singh Yadav	Mahendragarh	Nangal Chaudhry	BJP	81,97,991	4,72,50,000	5,54,47,991 5 Crore+	Y
42	Vikram Thekedar	Rewari	Kosli	BJP	27,43,320	4,75,40,225	5,02,83,545 5 Crore+	Y
43	Subhash Chander	Fatehabad	Tohana	BJP	18,60,926	4,78,00,000	4,96,60,926 4 Crore+	Y
44	Balwant Singh	Yamunanagar	Sadhaura (Sc)	BJP	70,65,035	4,25,23,750	4,95,88,785 4 Crore+	Y
45	Om Prakash Gora	Bhiwani	Loharu	INLD	24,20,311	4,70,00,000	4,94,20,311 4 Crore+	Y
46	Kanwarpal Gurjar	Yamunanagar	Jagadhari	BJP	56,15,474	4,25,00,000	4,81,15,474 4 Crore+	Y
47	Jasvinder Singh Sandhu	Kurukshetra	Pehowa	INLD	24,02,245	4,45,00,000	4,69,02,245 4 Crore+	Y

Data in this Kit is presented in good faith, with an intention to inform voters. Winners' affidavits obtained from the ECI website (www.eci.nic.in) with nomination papers is the source of this analysis.
Website:-www.adrindia.org, www.myneta.info

S.No.	Name	District	Constituency	Party Name	Movable Assets (Rs)	Immovable Assets (Rs)	Total Assets (Rs)	PAN Given
48	Uday Bhan	Palwal	Hodal (Sc)	INC	88,45,928	3,76,66,000	4,65,11,928 4 Crore+	Y
49	Smt Geeta Bukkal	Jhajjar	Jhajjar (Sc)	INC	38,50,100	4,24,33,000	4,62,83,100 4 Crore+	Y
50	Tejpal Tanwar	Gurgaon	Sohna	BJP	31,00,024*	4,30,00,000	4,61,00,024 4 Crore+	Y
51	Randeep Singh Surjewala	Kaithal	Kaithal	INC	2,08,95,000	2,50,31,000	4,59,26,000 4 Crore+	Y
52	Ramvilash Sharma	Mahendragarh	Mahendragarh	BJP	25,32,950	4,29,07,300	4,54,40,250 4 Crore+	Y
53	Rahish Khan	Mewat	Punhana	IND	20,78,497	4,24,28,000	4,45,06,497 4 Crore+	Y
54	Sukhvinder Shyoran	Bhiwani	Badhra	BJP	61,13,926	3,80,93,400	4,42,07,326 4 Crore+	Y
55	Bhai Jai Parkash (J.P.)	Kaithal	Kalayat	IND	78,41,325	3,55,00,000	4,33,41,325 4 Crore+	Y
56	Kuldeep Sharma	Sonipat	Ganaur	INC	1,08,12,828	2,97,20,000	4,05,32,828 4 Crore+	Y
57	Smt. Kavita Jain	Sonipat	Sonipat	BJP	1,54,73,835	2,34,30,000*	3,89,03,835 3 Crore+	Y
58	Karandev Kamboj	Karnal	Indri	BJP	61,17,212	2,73,00,000	3,34,17,212 3 Crore+	Y
59	Aseem Goyal	Ambala	Ambala City	BJP	1,90,20,558	1,15,00,000	3,05,20,558 3 Crore+	Y
60	Om Prakash Yadav	Mahendragarh	Narnaul	BJP	27,16,626	2,70,39,000	2,97,55,626 2 Crore+	Y
61	Smt Sakuntla Khatak	Rohtak	Kalanaur (Sc)	INC	34,51,930	2,35,87,333	2,70,39,263 2 Crore+	Y
62	Shyam Singh Rana	Yamunanagar	Radaur	BJP	9,61,000	2,60,00,000	2,69,61,000 2 Crore+	Y
63	Manish Grover	Rohtak	Rohtak	BJP	53,68,452*	2,08,75,000	2,62,43,452 2 Crore+	Y

Data in this Kit is presented in good faith, with an intention to inform voters. Winners' affidavits obtained from the ECI website (www.eci.nic.in) with nomination papers is the source of this analysis. Website:-www.adrindia.org, www.myneta.info

S.No.	Name	District	Constituency	Party Name	Movable Assets (Rs)	Immovable Assets (Rs)	Total Assets (Rs)	PAN Given
64	Prof. Ravinder Singh Baliyala	Fatehabad	Ratia (Sc)	INLD	17,30,400	2,40,00,000	2,57,30,400 2 Crore+	Y
65	Anand Singh Dangi	Rohtak	Mehem	INC	46,03,200	2,05,66,000	2,51,69,200 2 Crore+	Y
66	Ramchandra Kamboj	Sirsa	Rania	INLD	64,49,962	1,87,00,000	2,51,49,962 2 Crore+	Y
67	Naresh Kumar	Jhajjar	Bahadurgarh	BJP	42,58,669	2,03,25,000	2,45,83,669 2 Crore+	Y
68	Dr. Harichand Mida	Jind	Jind	INLD	48,61,181	1,50,00,000	1,98,61,181 1 Crore+	Y
69	Dr. Banwari Lal	Rewari	Bawal (Sc)	BJP	42,52,207	1,49,00,000	1,91,52,207 1 Crore+	Y
70	Smt. Vimla Choudhary	Gurgaon	Pataudi (Sc)	BJP	8,50,000	1,77,00,000	1,85,50,000 1 Crore+	Y
71	Krishan Panwar	Panipat	Israna (Sc)	BJP	49,56,000	1,30,00,000	1,79,56,000 1 Crore+	Y
72	Dr. Kamal Gupta	Hisar	Hisar	BJP	1,24,07,926	55,00,000	1,79,07,926 1 Crore+	Y
73	Smt. Seema Trikha	Faridabad	Badhkal	BJP	46,84,345	98,50,000	1,45,34,345 1 Crore+	Y
74	Om Prakash Dhanakhar	Jhajjar	Badli	BJP	80,10,197	38,25,500	1,18,35,697 1 Crore+	Y
75	Harvinder Kalyan	Karnal	Gharaunda	BJP	50,46,421	50,00,000	1,00,46,421 1 Crore+	Y
76	Nagender	Faridabad	Faridabad Nit	INLD	57,38,143	38,43,750	95,81,893 95 Lacs+	Y
77	Nayab Saini	Ambala	Nariangarh	BJP	8,18,394	85,00,000	93,18,394 93 Lacs+	Y
78	Anil Viz	Ambala	Ambala Cantt	BJP	15,54,838	71,00,000	86,54,838 86 Lacs+	Y
79	Anoop Kumar	Hisar	Uklana (Sc)	INLD	28,02,633	45,00,000	73,02,633 73 Lacs+	Y

Data in this Kit is presented in good faith, with an intention to inform voters. Winners' affidavits obtained from the ECI website (www.eci.nic.in) with nomination papers is the source of this analysis. Website:-www.adrindia.org, www.myneta.info

S.No.	Name	District	Constituency	Party Name	Movable Assets (Rs)	Immovable Assets (Rs)	Total Assets (Rs)	PAN Given
80	Pirithi Singh Vidhayak	Jind	Narwana (Sc)	INLD	13,24,314	55,94,800	69,19,114 69 Lacs+	Y
81	Kulwant Bazigar	Kaithal	Guhla (Sc)	BJP	9,76,192	52,00,000	61,76,192 61 Lacs+	Y
82	Manoharlal Khattar	Karnal	Karnal	BJP	8,29,952	53,00,000	61,29,952 61 Lacs+	Y
83	Krishan Bedi	Kurukshetra	Shahbad (Sc)	BJP	6,96,900	50,00,000	56,96,900 56 Lacs+	Y
84	Kahersingh Rawat	Palwal	Hathin	INLD	10,07,000	38,86,875	48,93,875 48 Lacs+	Y
85	Jaiveer Singh	Sonipat	Kharkhoda (Sc)	INC	21,07,842	21,81,500	42,89,342 42 Lacs+	Y
86	Nasim Ahmed	Mewat	Ferozepur Jhirka	INLD	4,26,976*	34,00,000	38,26,976 38 Lacs+	Y
87	Bhagwan Das Kabirpanthi	Karnal	Nilokheri (Sc)	BJP	20,35,823	17,00,000	37,35,823 37 Lacs+	Y
88	Rajdeep Fogat	Bhiwani	Dadri	INLD	10,59,155	22,50,670	33,09,825 33 Lacs+	N
89	Balkaur Singh	Sirsa	Kalanwali (Sc)	SAD	28,77,107	0	28,77,107 28 Lacs+	Y
90	Vishambhar Balmiki	Bhiwani	Bawani Khera (Sc)	BJP	6,65,067	1,00,000*	7,65,067 7 Lacs+	Y

Table: Full Asset details of Winners

Asset comparison for re-elected Winners (Sort by Asset Increase in Rs)

S.No.	Name	Party in 2014	Party in 2009	Constituency In 2014	Constituency in 2009	Assets in 2014 (Rs)	Assets in 2009 (Rs)	Asset Increase (Rs)	% Increase in Asset
1.	Kuldeep Bishnoi	Haryana Janhit Congress (BL)	HJC(BL)	Adampur	Adampur	80,12,66,684 80 Crore+	17,30,86,199 17 Crore+	62,81,80,485 62 Crore+	363%
2.	Smt. Kiran Chaudhary	INC	INC	Tosham	Tosham	70,78,80,000 70 Crore+	10,89,73,000 10 Crore+	59,89,07,000 59 Crore+	550%
3.	Chaudhary Abhay Singh Chautala	INLD	INLD	Ellenabad	ELLENABAD: Bye Election on 2010	43,13,01,267 43 Crore+	14,03,14,576 14 Crore+	29,09,86,691 29 Crore+	207%
4.	Praminder Singh Dhul	INLD	INLD	Julana	Julana	12,23,37,208 12 Crore+	2,19,12,940 2 Crore+	10,04,24,268 10 Crore+	458%
5.	Raghubir Singh	INC	INC	Beri	Beri	11,48,29,475 11 Crore+	1,51,23,910 1 Crore+	9,97,05,565 9 Crore+	659%
6.	Srikrishan Hooda	INC	INC	Baroda	Baroda	17,57,96,264 17 Crore+	11,31,42,629 11 Crore+	6,26,53,635 6 Crore+	55%
7.	Bhupinder Singh Hooda	INC	INC	Garhi Sampla-Kiloi	Garhi Sampla_Kiloi	8,82,62,284 8 Crore+	3,74,44,066 3 Crore+	5,08,18,218 5 Crore+	136%
8.	Jagbeer Singh Malik	INC	INC	Gohana	Gohana	7,32,36,406 7 Crore+	2,61,95,285 2 Crore+	4,70,41,121 4 Crore+	180%
9.	Ghanshyam Sarraf	BJP	BJP	Bhiwani	Bhiwani	5,99,94,308 5 Crore+	2,54,96,487 2 Crore+	3,44,97,821 3 Crore+	135%
10.	Smt. Kavita Jain	BJP	BJP	Sonipat	Sonipat	3,89,03,835 3 Crore+	66,21,711 66 Lacs+	3,22,82,124 3 Crore+	488%
11.	Kuldeep Sharma	INC	INC	Ganaur	Ganaur	4,05,32,828 4 Crore+	1,56,93,687 1 Crore+	2,48,39,141 2 Crore+	158%
12.	Smt Geeta Bukkal	INC	INC	Jhajjar (Sc)	Jhajjar	4,62,83,100 4 Crore+	2,33,35,000 2 Crore+	2,29,48,100 2 Crore+	98%
13.	Jaiteerath Dahia	INC	INC	Rai	Rai	6,54,39,680 6 Crore+	4,67,76,898 4 Crore+	1,86,62,782 1 Crore+	40%
14.	Dr. Harichand Mida	INLD	INLD	Jind	Jind	1,98,61,181 1 Crore+	75,81,664 75 Lacs+	1,22,79,517 1 Crore+	162%
15.	Krishan Panwar	BJP	INLD	Israna (Sc)	Israna	1,79,56,000 1 Crore+	57,51,216 57 Lacs+	1,22,04,784 1 Crore+	212%

Data in this Kit is presented in good faith, with an intention to inform voters. Winners' affidavits obtained from the ECI website (www.eci.nic.in) with nomination papers is the source of this analysis. Website:-www.adrindia.org, www.myneta.info

S.No.	Name	Party in 2014	Party in 2009	Constituency In 2014	Constituency in 2009	Assets in 2014 (Rs)	Assets in 2009 (Rs)	Asset Increase (Rs)	% Increase in Asset
16.	Pirthi Singh Vidhayak	INLD	INLD	Narwana (Sc)	Narwana	69,19,114 69 Lacs+	1,67,500 1 Lacs+	67,51,614 67 Lacs+	4031%
17.	Anil Viz	BJP	BJP	Ambala Cantt	Ambala Cantt.	86,54,838 86 Lacs+	25,16,543 25 Lacs+	61,38,295 61 Lacs+	244%
18.	Anand Singh Dangi	INC	INC	Mehem	Meham	2,51,69,200 2 Crore+	2,16,45,409 2 Crore+	35,23,791 35 Lacs+	16%
19.	Jaiveer Singh	INC	INC	Kharkhoda (Sc)	Kharkhoda	42,89,342 42 Lacs+	11,50,000 11 Lacs+	31,39,342 31 Lacs+	273%
20.	Randeep Singh Surjewala	INC	INC	Kaithal	Kaithal	4,59,26,000 4 Crore+	4,40,50,000 4 Crore+	18,76,000 18 Lacs+	4%
21.	Nasim Ahmed	INLD	INLD	Ferozepur Jhirka	Ferozepur Jhirka	38,26,976 38 Lacs+	30,43,000 30 Lacs+	7,83,976 7 Lacs+	26%

Table: Asset comparison for re-elected Winners (Sort by Asset Increase in Rs)

Details of Winners with Declared Criminal Cases

S.No.	Winner Information	Brief Details of IPCs
1	<p>Name:Dr. Kamal Gupta Dist:HISAR Constituency:HISAR Party:BJP Total Cases:2 Serious IPC:4 Other IPC:10 Cases (Cognizance taken)</p> <p>1. IPC Sections - 283, 341, 147, 149 , Other Details - FIR No.776 dated 15.07.2009, Police Station-Hisar, Court taking Cognizance-Sh. Hemant Yadav, Ld. CJM Hisar</p>	<p>1 charge related to Voluntarily causing hurt to deter public servant from his duty (IPC Section-332) 1 charge related to House-trespass in order to commit offence punishable with imprisonment (IPC Section-451) 1 charge related to attempting to commit offences punishable with imprisonment for life or other imprisonment (IPC Section-511) 1 charge related to Voluntarily causing grievous hurt by dangerous weapons or means (IPC Section-326) 2 charges related to rioting (IPC Section-147) 2 charges related to Every member of unlawful assembly guilty of offence committed in prosecution of common object (IPC Section-149) 2 charges related to Danger or obstruction in public way or line of navigation (IPC Section-283) 1 charge related to wrongful restraint (IPC Section-341) 1 charge related to Obstructing public servant in discharge of public functions (IPC Section-186) 1 charge related to Assault or criminal force to deter public servant from discharge of his duty (IPC Section-353)</p>

S.No.	Winner Information	Brief Details of IPCs
	<p>2. IPC Sections - 147, 149, 283, 326, 186, 332, 353, 451, 511, 109 , Other Details - FIR No.492 dated 12.06.2013, Police Station-Civil Lines, Hisar, Court taking Cognizance-Sh. Sudeep Goyal Ld. ACJM Hisar</p> <p>Cases (Charges framed) -----No Cases----Cases (Convicted)-----No Cases----</p>	<p>1 charge related to Punishment of abetment if the act abetted is committed in consequence, and where no express provision is made for its punishment (IPC Section-109)</p>
2	<p>Name:Randeep Singh Surjewala Dist:KAITHAL Constituency:KAITHAL Party:INC Total Cases:2 Serious IPC:2 Other IPC:12 Cases (Cognizance taken) -----No Cases---- Cases (Charges framed)</p> <p>1. IPC Sections - 147, 148,149, 186, 188, 332, 353 , Other Details - Section 3 PDP Act, FIR No. 81/2001 Dt. 14.03.2001, PS Parliament Street, New Delhi, Court taking Cognizance- Shri Akash Jain, Metropolitan Magistrate, New Delhi, Date of Cognizance- 30.11.2001, Court which Framed Charges- Dr. Kamini Lau, Addl. Chief Metropolitan Magistrate, New Delhi, Date of Charge Framed- 25.09.2006</p> <p>2. IPC Sections - 147, 148,149, 186, 188, 332, 353 , Other Details - FIR No. 214/2000 Dt. 25.07.2000, PS Parliament Street, New Delhi, Court taking Cognizance-Shri Akash Jain, Metropolitan Magistrate, New Delhi, Date of Cognizance-07.11.2001, Court which Framed Charge- Dr. Kamini Lau, Addl. Chief Metropolitan Magistrate, New Delhi, Date of Charge Framed- 25.09.2006</p> <p>Cases (Convicted)-----No Cases----</p>	<p>2 charges related to Voluntarily causing hurt to deter public servant from his duty (IPC Section-332) 2 charges related to Rioting, armed with deadly weapon (IPC Section-148) 2 charges related to Every member of unlawful assembly guilty of offence committed in prosecution of common object (IPC Section-149) 2 charges related to Obstructing public servant in discharge of public functions (IPC Section-186) 2 charges related to Disobedience to order duly promulgated by public servant (IPC Section-188) 2 charges related to Assault or criminal force to deter public servant from discharge of his duty (IPC Section-353) 2 charges related to rioting (IPC Section-147)</p>
3	<p>Name:Umesh Aggarwal Dist:GURGAON</p>	<p>1 charge related to criminal intimidation (IPC Section-506) 1 charge related to Every member of unlawful assembly guilty of offence committed in prosecution of common</p>

S.No.	Winner Information	Brief Details of IPCs
	<p>Constituency:GURGAON Party:BJP Total Cases:2 Serious IPC:1 Other IPC:8 Cases (Cognizance taken) -----No Cases----- Cases (Charges framed)</p> <ol style="list-style-type: none"> 1. IPC Sections - 147, 149, 168, 188, 506, 427, 353 , Other Details - Section 3 PDP Act, Section 18 Gurgaon, FIR No.25/2011, Police Station-Sector-18, Gurgaon, Court taking Cognizance-Sh. Sunil Chauhan, JMIC Gurgaon, Chalan Submitted on 09.07.2011, Court which framed charge- Ms Jasbir, JMIC Gurgaon, Date of Charge Framed-02.09.2014 2. IPC Sections - 447, 120B , Other Details - Section 7(i) 10 HDR Act 1975, FIR No.68/2010, Police Station-Sadar Gurgaon, Court taking Cognizance-Sh. RK Yadav ACJM Gurgaon, Chalan Submitted on 22.09.2010, Court which Framed Charge-Sh. Ambardeep Singh JMIC Gurgaon, Date of Charge Framed-11.06.2013 <p>Cases (Convicted)-----No Cases----</p>	<p>object (IPC Section-149) 1 charge related to Public servant unlawfully engaging in trade (IPC Section-168) 1 charge related to Disobedience to order duly promulgated by public servant (IPC Section-188) 1 charge related to Mischief causing damage to the amount of fifty rupees (IPC Section-427) 1 charge related to Assault or criminal force to deter public servant from discharge of his duty (IPC Section-353) 1 charge related to criminal trespass (IPC Section-447) 1 charge related to Punishment of criminal conspiracy (IPC Section-120B) 1 charge related to rioting (IPC Section-147)</p>
4	<p>Name:Nagender Dist:FARIDABADConstituency:FARIDABAD NIT Party:INDL Total Cases:1 Serious IPC:1 Other IPC:3 Cases (Cognizance taken) -----No Cases----- Cases (Charges framed)</p> <ol style="list-style-type: none"> 1. IPC Sections - 324, 341, 427, 34 , Other Details - FIR No. 167/2005, PS. Mukherji Nagar, North Delhi, Court Taking Cognizance: MS. Sonali Gupta MM Rohini North Delhi, Court which Framed Charge: Metro Politian Magistrate Rohini North Delhi, Date of Charge Framed: 24.09.2010, (The Case is fixed for 14.10.2014 for Evidence) 	<p>1 charge related to Voluntarily causing hurt by dangerous weapons or means (IPC Section-324) 1 charge related to Mischief causing damage to the amount of fifty rupees (IPC Section-427) 1 charge related to Acts done by several persons in furtherance of common intention (IPC Section-34) 1 charge related to wrongful restraint (IPC Section-341)</p>

S.No.	Winner Information	Brief Details of IPCs
	Cases (Convicted) -----No Cases----	
5	<p>Name:Kuldeep Bishnoi Dist:HISAR Constituency:ADAMPUR Party:Haryana Janhit Congress (BL) Total Cases:1 Serious IPC:1 Other IPC:5 Cases (Cognizance taken) -----No Cases---- Cases (Charges framed)</p> <ol style="list-style-type: none"> 1. IPC Sections - 147, 148, 149, 332, 353, 427 , Other Details - Section 3 of Prevention of Government Property Damage Act, FIR No.53 of 05.03.2010, Police Station-Sector-11, Chandigarh, Court taking Cognizance-Illaqa Magistrate Chandigarh, Court which framed Charge-District Court, Chandigarh, Date of Charge Framed-30.07.2014 <p>Cases (Convicted)-----No Cases----</p>	<p>1 charge related to Voluntarily causing hurt to deter public servant from his duty (IPC Section-332) 1 charge related to Rioting, armed with deadly weapon (IPC Section-148) 1 charge related to Every member of unlawful assembly guilty of offence committed in prosecution of common object (IPC Section-149) 1 charge related to Assault or criminal force to deter public servant from discharge of his duty (IPC Section-353) 1 charge related to Mischief causing damage to the amount of fifty rupees (IPC Section-427) 1 charge related to rioting (IPC Section-147)</p>
6	<p>Name:Smt. Seema Trikha Dist:FARIDABADConstituency:BADHKAL Party:BJP Total Cases:2 Serious IPC:0 Other IPC:2 Cases (Cognizance taken)</p> <ol style="list-style-type: none"> 1. IPC Sections - 283 , Other Details - Honble Puneet Sehgal CJM Faridabad , FIR NO 283,Dated-17.09.2012 P.S.Kotwali Next Date is fixed for Framing Of charge(In both Of the Above case FIR Have Been Reg.U/S 283 IPC &in both the cases the Honbles Courts Have yet To frame Charges) 2. IPC Sections - 283 , Other Details - Honble Abhay PratapSingh JMIC Faridabad ,FIR NO 174,Dated 16.08.2012,P.S.NIT FBD Next date is Fixed For 17.10.2014For framing Charged 	<p>2 charges related to Danger or obstruction in public way or line of navigation (IPC Section-283)</p>

S.No.	Winner Information	Brief Details of IPCs
	Cases (Charges framed) -----No Cases---- Cases (Convicted) -----No Cases----	
7	<p> Name:Chaudhary Abhay Singh Chautala Dist:SIRSAConstituency:ELLENABAD Party:INLD Total Cases:2 Serious IPC:0 Other IPC:4 Cases (Cognizance taken) </p> <ol style="list-style-type: none"> IPC Sections - 499, 500, 501 , Other Details - Court of Judicial Magistrate, 1st Class Gurgaon. Complaint Case no, 556 Date 08.08.2008, Date of order 07.04.2009, Param vir Rathee, IPS(Retd) Vs Vipin Pubby and Others, Under Revision CRM No. 37964/2011, Punjab & Haryana High Court Chandigarh <p> Cases (Charges framed) </p> <ol style="list-style-type: none"> IPC Sections - 109 , Other Details - 13(2)R/W 13(1)(e) of PC Act.1998, RC No. 2A/2006 Police Station ACU-VII/CBI New Delhi, AC No. 10/2009, Court of Shri P.S. Teji, Dist judge East, Special Judge CBI, Karkardooma courts Delhi Date of order 02.02.2010, Charge framed on 18.07.2011 <p> Cases (Convicted)-----No Cases---- </p>	<p> 1 charge related to Defamation (IPC Section-499) 1 charge related to defamation (IPC Section-500) 1 charge related to Printing or engraving matter known to be defamatory (IPC Section-501) 1 charge related to Punishment of abetment if the act abetted is committed in consequence, and where no express provision is made for its punishment (IPC Section-109) </p>
8	<p> Name:Subhash Chander Dist:FATEHABADConstituency:TOHANA Party:BJP Total Cases:1 Serious IPC:0 Other IPC:4 Cases (Cognizance taken) </p> <ol style="list-style-type: none"> IPC Sections - 341, 283, 174, 149 , Other Details - FIR 776/09 PS. City Hisar, Court Taking Cognizance: Shri Hament Yadav CJM Hisar, Date of Cognizance: 07.11.2014 (No Charge has been frame till Today) 	<p> 1 charge related to Danger or obstruction in public way or line of navigation (IPC Section-283) 1 charge related to Non-attendance in obedience to an order from public servant (IPC Section-174) 1 charge related to Every member of unlawful assembly guilty of offence committed in prosecution of common object (IPC Section-149) 1 charge related to wrongful restraint (IPC Section-341) </p>

S.No.	Winner Information	Brief Details of IPCs
	Cases (Charges framed) -----No Cases----Cases (Convicted)-----No Cases----	
9	<p>Name:Om Prakash Dhanakhar Dist:JHAJJARConstituency:BADLI Party:BJP Total Cases:1 Serious IPC:0 Other IPC:4 Cases (Cognizance taken)</p> <p>1. IPC Sections - 283, 341, 147, 149 , Other Details - FIR No. 776 of 2009, Court Taking Cognizance: Sh. Sanddep Goyal CJM, Hisar, Date of Cognizance: 01.05.2013</p> <p>Cases (Charges framed) -----No Cases----Cases (Convicted)-----No Cases----</p>	<p>1 charge related to wrongful restraint (IPC Section-341) 1 charge related to rioting (IPC Section-147) 1 charge related to Every member of unlawful assembly guilty of offence committed in prosecution of common object (IPC Section-149) 1 charge related to Danger or obstruction in public way or line of navigation (IPC Section-283)</p>

Table: Winners with Declared Criminal Cases

Contact Details

Haryana Election Watch

Mr. Jaskirat Singh +91-93160-84953 jaskirats@gmail.com

National Election Watch/Association for Democratic Reforms

Media and Journalist Helpline +91 80103 94248 Email: adr@adrindia.org	Maj.Gen Anil Verma (Retd) Head National Election Watch, Association for Democratic Reforms 011 4165 4200, +91 88264 79910 adr@adrIndia.org, anilverma@adrindia.org	Prof Jagdeep Chhokar IIM Ahmedabad (Retd.) Founder Member, National Election Watch, Association for Democratic Reforms +91 99996 20944 jchhokar@gmail.com	Prof Trilochan Sastry IIM Bangalore Founder Member, National Election Watch, Association for Democratic Reforms +91 94483 53285 trilochans@iimb.ernet.in
---	---	--	--

DISCLAIMER

All information about candidates, in this report has been taken from the affidavits filed by Candidates with their nomination papers and submitted to the Election Commission (EC). **ADR does not add or subtract any information, unless the EC changes the data. In particular, no unverified information from any other source is used.** Copies of affidavits were obtained from the ECI's website (<http://affidavitarhive.nic.in/DynamicAffidavitDisplay/FrmElectionAffidavit.aspx>). While all efforts have been made to ensure that the information is in keeping with what is mentioned in the affidavits, in case of discrepancy between information in this report and that given in the affidavits, the information reported in the affidavits filed by Candidates should be treated as correct. Association for Democratic Reforms, Haryana Election Watch and their volunteers are not responsible or liable for any damage arising directly or indirectly from the publication of this report.