

9<sup>th</sup> May, 2014

Press Release

**Lok Sabha Elections 2014**

**Analysis of Criminal Background, Financial, Education, Gender and other details of Candidates**

**Association for Democratic Reforms**

"Kiwaniis Centre"

4th Floor, B-35, Qutub Institutional Area

New Delhi-110016

Landmark: Near Rockland Hospital

Phone: +91-011-4165-4200

Fax : +91-11-46094248

Email : [adr@adrindia.org](mailto:adr@adrindia.org)

To report any electoral violations and malpractices during elections download the Election Watch Reporter (Android App)

[https://play.google.com/store/apps/details?id=com.webrosoft.election\\_watch\\_reporter](https://play.google.com/store/apps/details?id=com.webrosoft.election_watch_reporter)

## Contents

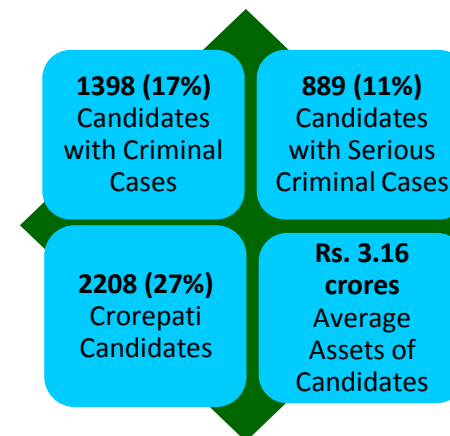
<b>LOK SABHA ELECTIONS 2014 .....</b>	<b>1</b>
<b>ANALYSIS OF CRIMINAL BACKGROUND, FINANCIAL, EDUCATION, GENDER AND OTHER DETAILS OF CANDIDATES .....</b>	<b>1</b>
<b>SUMMARY AND HIGHLIGHTS .....</b>	<b>4</b>
CRIMINAL BACKGROUND .....	5
FINANCIAL BACKGROUND.....	7
OTHER BACKGROUND DETAILS .....	11
<b>ANALYSIS BASED ON DECLARED CRIMINAL CASES .....</b>	<b>12</b>
PARTY-WISE BREAK UP OF CANDIDATES WITH DECLARED CRIMINAL CASES .....	12
STATE-WISE BREAK UP OF CANDIDATES WITH DECLARED CRIMINAL CASES .....	13
PARTY-WISE CANDIDATES WITH CASES RELATED TO MURDER .....	15
CANDIDATES WITH CASES RELATED TO ATTEMPT TO MURDER.....	16
PARTY-WISE CANDIDATES WITH CASES RELATED TO CAUSING COMMUNAL DISHARMONY .....	17
PARTY-WISE CANDIDATES WHO HAVE DECLARED CRIMES AGAINST WOMEN .....	17
CANDIDATES WITH CASES RELATED TO ROBBERY AND DACOITY .....	18
PARTY-WISE CANDIDATES WITH CASES RELATED TO KIDNAPPING .....	19
<b>ANALYSIS BASED ON ASSETS .....</b>	<b>20</b>
PARTY WISE CROREPATIS.....	20
STATE-WISE CROREPATI CANDIDATES.....	21
PARTY-WISE ASSET RANK.....	22
TOP 10 CANDIDATES WITH HIGHEST ASSETS .....	25
CANDIDATES WITH ZERO ASSETS.....	26
10 CANDIDATES WITH LOWEST ASSETS.....	29
TOP 10 CANDIDATES WITH HIGH LIABILITIES .....	30
INCOME-TAX DETAILS OF CANDIDATES .....	31
PARTY WISE CANDIDATES WHO HAVE NOT FILED ITR* .....	31

Data in this Kit is presented in good faith, with an intention to inform voters. Candidates' affidavits obtained from the ECI website ([www.eci.nic.in](http://www.eci.nic.in)) with nomination papers is the source of this analysis.  
 Website:-[www.adrindia.org](http://www.adrindia.org), [www.myneta.info](http://www.myneta.info)

TOP 10 CANDIDATES WITH HIGH DECLARED INCOME IN INCOME TAX RETURNS (ITR).....	32
TOP 10 HIGH ASSET CANDIDATES WHO HAVE NOT DECLARED ITR* .....	33
AVERAGE ASSETS OF CANDIDATES: PARTY-WISE ANALYSIS.....	24
PAN DETAILS OF CANDIDATES .....	34
DETAILS OF CANDIDATES WHO HAVE NOT DECLARED THEIR PAN .....	34
<b>OVERALL PAN REPORT.....</b>	<b>34</b>
TOP 10 HIGH ASSET CANDIDATES WHO HAVE NOT GIVEN THEIR PAN DETAILS .....	34
<b>ANALYSIS BASED ON EDUCATIONAL BACKGROUND OF CANDIDATES .....</b>	<b>36</b>
OVERALL EDUCATION REPORT .....	36
EDUCATION ANALYSIS OF CANDIDATES- PARTY-WISE .....	36
<b>ANALYSIS BASED ON AGE OF CANDIDATES .....</b>	<b>38</b>
ANALYSIS BASED ON AGE GROUPS .....	38
PARTY WISE AGE BREAK UP .....	38
<b>ANALYSIS BASED ON GENDER .....</b>	<b>40</b>
OVERALL GENDER REPORT .....	40
PARTY WISE GENDER REPORT.....	40
<b>FINANCIAL DETAILS OF HIGH ASSET CANDIDATES (&gt; RS 30 CRORE) .....</b>	<b>42</b>
<b>RED ALERT CONSTITUENCIES .....</b>	<b>54</b>
<b>CONTACT DETAILS .....</b>	<b>66</b>
<b>DISCLAIMER.....</b>	<b>66</b>

## Summary and Highlights

National Election Watch (NEW) and Association for Democratic Reforms (ADR) have analysed the self-sworn affidavits of **8163 candidates out of 8230** candidates who have contested in the Lok Sabha 2014 Elections. The rest of the candidates were not analysed due to unclear/incomplete affidavits uploaded on the ECI website at the time of making of this report.



Phase	Date of Poll (2014)	No. of contesting candidates	No. of Candidates analysed	No. of Constituencies	No. of Candidates with Criminal Cases	% of Candidates with Criminal Cases	No. of Crorepati Candidates	% of Crorepati Candidates	Average Assets
1	7 <sup>th</sup> April	64	64	6	6	9%	16	25%	Rs.5.75 crores
2	9 <sup>th</sup> April	37	37	7	1	3%	23	62%	Rs.9.12 crores
3	10 <sup>th</sup> April	1419	1395	91	263	19%	397	28%	Rs.3.04 crores
4	12 <sup>th</sup> April	74	74	7	9	12%	20	27%	Rs.2.12 crores
5	17 <sup>th</sup> April	1761	1739	121	279	16%	464	27%	Rs. 8.14 crores
6	24 <sup>th</sup> April	2077	2071	117	322	16%	504	24%	Rs. 2.76 crores
7	30 <sup>th</sup> April	1295	1292	89	222	17%	341	26%	Rs. 3.77 crores
8	7 <sup>th</sup> May	897	890	64	177	20%	272	31%	Rs. 5.90 crores
9	12 <sup>th</sup> May	606	601	41	119	20%	171	28%	Rs. 8.50 crores
<b>Total</b>		<b>8230</b>	<b>8163</b>	<b>543</b>	<b>1398</b>	<b>17%</b>	<b>2208</b>	<b>27%</b>	<b>Rs. 3.16 crores</b>

Data in this Kit is presented in good faith, with an intention to inform voters. Candidates' affidavits obtained from the ECI website ([www.eci.nic.in](http://www.eci.nic.in)) with nomination papers is the source of this analysis. Website:-[www.adrindia.org](http://www.adrindia.org), [www.myneta.info](http://www.myneta.info)

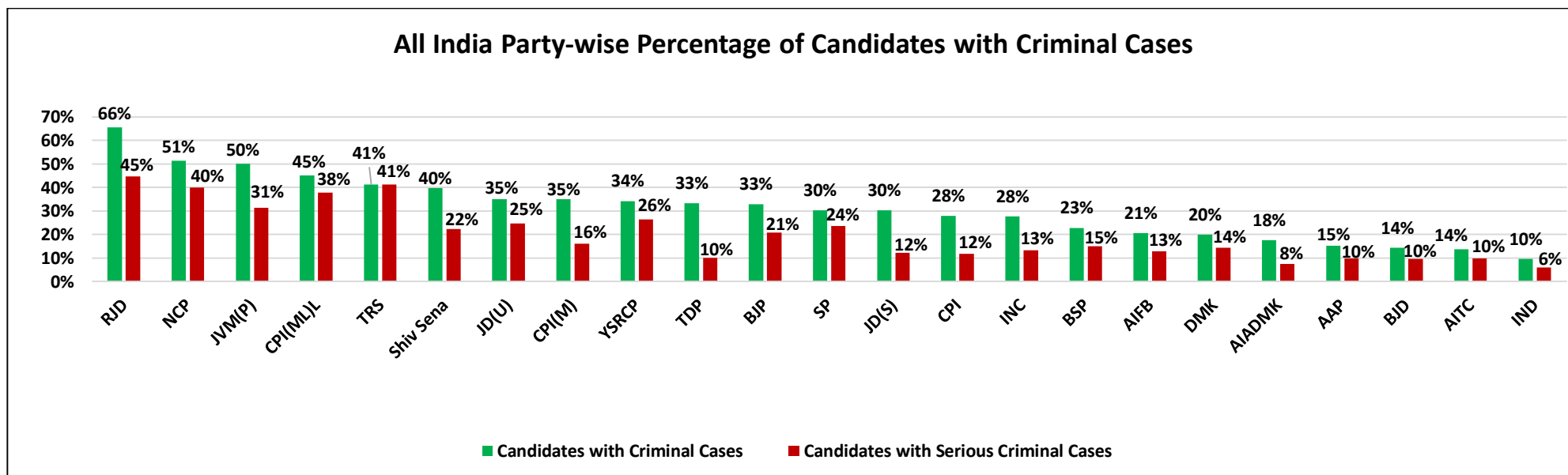
## Criminal Background

- **Candidates with Criminal Cases:** Out of the **8163** candidates analysed, **1398 (17%)** candidates have declared criminal cases against themselves. Out of **7810** candidates analysed during **Lok Sabha 2009 elections**, **1158 (15%)** candidates had **declared criminal cases** against themselves.
- **Candidates with Serious Criminal Cases:** **889 (11%)** candidates have declared serious criminal cases including cases related to **murder, attempt to murder, communal disharmony, kidnapping, crimes against women** etc. Out of **7810** candidates analysed during **Lok Sabha 2009 elections**, **608 (8%)** candidates had **declared serious criminal cases** against themselves.
- **Candidates with cases related to murder:** **57** candidates have declared cases related to **murder**. Out of these **12** candidates have been fielded by **BSP**, **4** candidates have been fielded by **BJP, CPI(ML)L and SP each**, **3** candidates by **RJD and JD(U) each**, **1** candidate by **INC, AAP, AITC, and CPI(M) each** and **12** candidates are **independents**.
- **Candidates with cases related to Attempt to Murder:** **173** candidates have declared cases of attempt to murder. Out of these, **19** candidates have been fielded by **BJP and CPI(ML)L each**, **18** candidates by **BSP**, **14** candidates by **SP**, **7** candidates by **AAP and JD(U) each**, **6** candidates by **AITC and INC**, **5** candidates by **RJD**, **4** candidates by **JVM(P)**, **2** candidates by **CPI(M)** and **DMK** each and **28** candidates are **independents**.
- **Candidates with cases related to Crimes against Women:** **58** candidates have declared cases related to crimes against women. **6** candidates have declared cases of **rape**. Out of 58 candidates with cases related to crimes against women, **6** candidates have been fielded by **BSP**, **3** candidates by **AITC, BJP, INC and SP each**, **2** candidates by **JD(U)**, **1** candidate by **AAP, CPI, CPI(ML)L, MNS, RJD, Shiv Sena and YSRCP each** and **18** candidates are **independents**.
- **Candidates with cases related to causing Communal Disharmony:** **54** candidates with cases related to causing **communal disharmony**. Out of these, **18** candidates were fielded by **BJP**, **3** candidates by **CPI(ML)L and BSP each**, **2** candidates by **AAP, SP and INC each**, **1** candidate by **RLD, YSRCP and TRS each** and **6** candidates are **Independents**.
- **Candidates with cases related to Robbery and Dacoity:** **57** candidates have declared cases related to **robbery and dacoity**. Out of these, **10** candidates have been fielded by **BJP, BSP and SP each**, **3** candidates by **AAP**, **2** candidates by **INC, JD(U) and RJD each**, **1** candidate by **AITC, CPI(M), DMK and MNS each** and **9** candidates are **Independents**.
- **Candidates with cases related to Kidnapping:** **40** candidates have declared cases related to **Kidnapping**. Out of these, **6** candidates have been fielded by **BSP and SP**, **4** candidates by **INC**, **3** candidates by **BJP and DMK each**, **2** candidates by **AITC and CPI(ML)L each**, **1** candidate by **AAP, JD(U), LJP, MNS and RJD each** and **5** candidates are **independents**.

### Criteria for serious criminal cases

1. Offence for which maximum punishment is of 5 years or more.
2. If an offence is non-bailable
3. If it is an electoral offence (for eg. IPC 171E or bribery)
4. Offence related to loss to exchequer
5. Offences that are assault, murder, kidnap, rape related
6. Offences that are mentioned in Representation of the People Act (Section 8)
7. Offences under Prevention of Corruption Act
8. Crimes against women.

- **Party wise Candidates with Criminal Cases:** 128 (28%) out of 462 candidates from INC, 140 (33%) out of 426 candidates from BJP, 65 (15%) out of 427 candidates from AAP, 114 (23%) out of 501 candidates fielded by BSP and 307 (10%) out of 3182 Independent candidates have declared criminal cases against themselves in their affidavits.
- **Party wise Candidates with Serious Criminal Cases:** 61 (13%) out of 462 candidates from INC, 89 (21%) out of 426 candidates from BJP, 42 (10%) out of 427 candidates from AAP, 75 (15%) out of 501 candidates fielded by BSP and 188 (6%) out of 3182 Independent candidates have declared serious criminal cases against themselves in their affidavits.

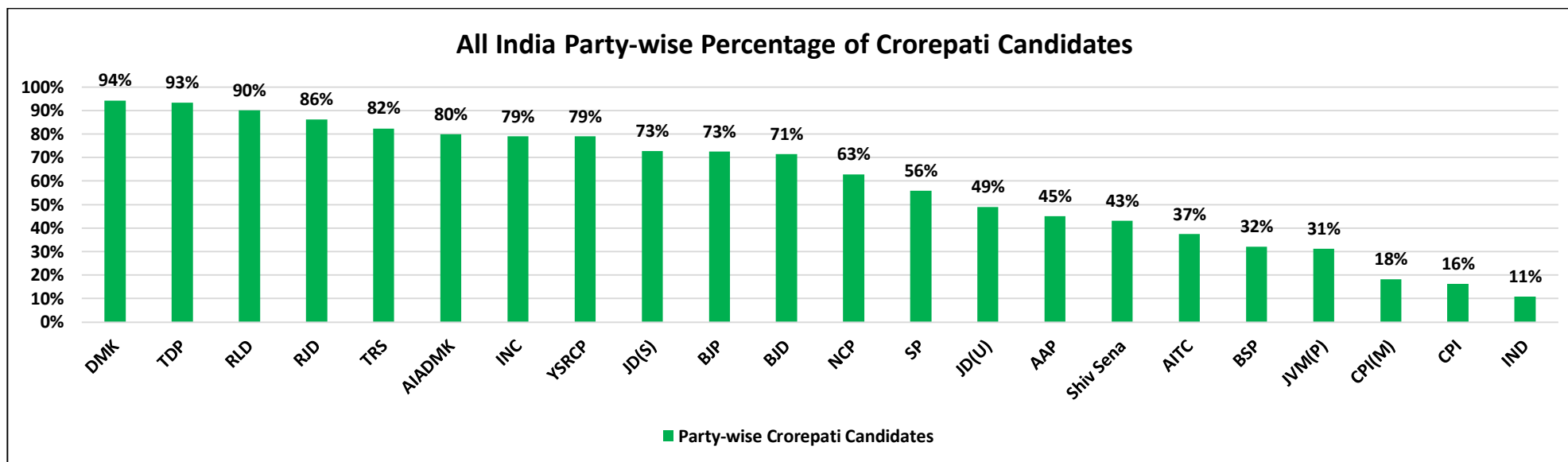


**Red Alert Constituencies\*:** 245 constituencies have at least 3 candidates with declared criminal cases. Vaishali constituency, Bihar and Raver Constituency, Maharashtra have the highest number of contesting candidates i.e. 10 with criminal cases against them. 196 constituencies during Lok Sabha 2009 elections had atleast 3 candidates with declared criminal cases.

\*Red Alert Constituencies are those which have 3 or more candidates with criminal cases contesting elections.

## Financial Background

- **Crorepati Candidates:** Out of the **8163** candidates analysed, **2208 (27%)** are crorepatis. Out of **7810** candidates analysed during **Lok Sabha 2009** elections, **1249 (16%)** candidates were crorepatis.
- **Party-wise Crorepati Candidates:** **365 (79%)** out of 462 candidates in **INC**, **309 (73%)** out of 426 candidates in **BJP**, **192 (45%)** out of 427 candidates in **AAP**, **161 (32%)** out of 501 candidates in **BSP** and **342 (11%)** out of 3182 Independent candidates have declared assets worth more than Rs. 1 crore.



- **Average Assets\*:** The average assets per candidate contesting in the Lok Sabha 2014 elections is **Rs.3.16 crores**.
- **Party-wise Average Assets\*:** Among major parties, the average assets per candidate for **461 INC** candidates is **Rs 13.27 crores**, **426 BJP** candidates have average assets of **Rs.10.32 crores**, **427 AAP** candidates have average assets worth of **Rs.2.77 crores** and **501 BSP** candidates have average assets of **Rs. 3.53 crores**.

\*The following outliers were removed from the average assets analysis to give a true representation of the party-wise average assets distribution; Nandan Nilekani of INC from Bangalore South Constituency, Karnataka with Rs. 7710.29 crores of total assets, Shamali Das an Independent candidate from Jadavpur Constituency and Kolkata Dakshin constituency, West Bengal with Rs. 2000 crores of total assets, Anil Kumar Sharma of JD(U) from Jahanabad constituency, Bihar with Rs. 849.98 crores of total assets, Jayadev Galla of TDP from Guntur constituency, Andhra Pradesh, Rs. 683.05 crores of total assets, Ayodhya Rama Reddy Alla of YSRCP from Narasaraopet constituency, Andhra Pradesh with Rs. 654.33 crores of total assets and Konda

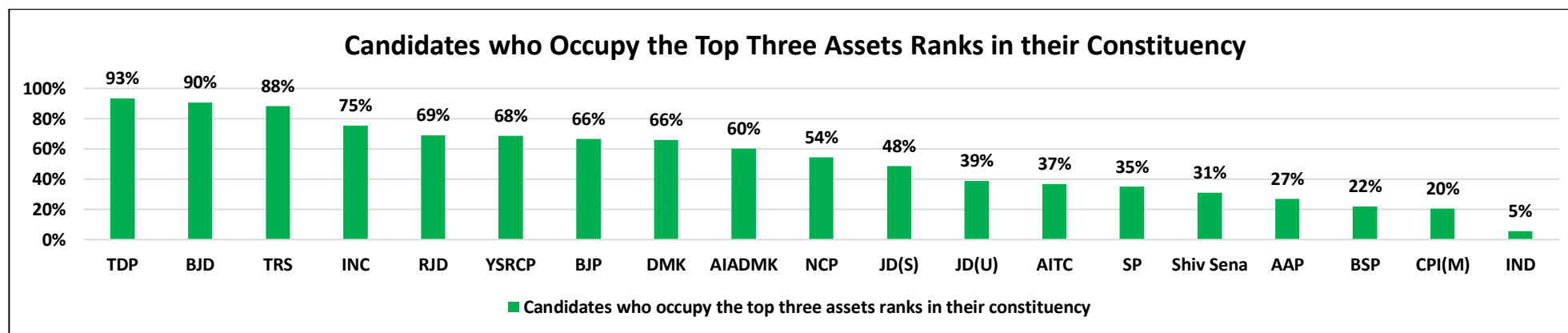
Data in this Kit is presented in good faith, with an intention to inform voters. Candidates' affidavits obtained from the ECI website ([www.eci.nic.in](http://www.eci.nic.in)) with nomination papers is the source of this analysis. Website:-[www.adrindia.org](http://www.adrindia.org), [www.myneta.info](http://www.myneta.info)

Vishweshwar Reddy of TRS from Chevella constituency with Rs. 528.62 crores of total assets. If we include these outliers, the average assets per candidate is Rs. 4.92 crores and the party-wise distribution would be;

Party Name	Number of Candidates Analyzed	Average Assets
TDP	30	Rs 59,68,23,170 ~ 59 Crore+
TRS	17	Rs 43,44,16,828 ~ 43 Crore+
YSRCP	38	Rs 42,61,92,858 ~ 42 Crore+
INC	462	Rs 29,97,91,901 ~ 29 Crore+
JD(U)	93	Rs 12,20,60,601 ~ 12 Crore+
IND	3182	Rs 2,02,25,887 ~ 2 Crore+

- **Party-wise Asset Rank: 348 (75%)** out of 462 **INC** candidates occupy the top three highest assets positions amongst all the contesting candidates in their respective constituencies. Similarly, **283 (66%)** out of 426 **BJP** candidates, **109 (22%)** out of 501 **BSP** candidates and **115 (27%)** out of 427 **AAP** candidates occupy the top three highest assets positions in their constituency.

Note: The following graph analyses the number of candidates fielded by political parties who have declared either the highest total assets in their constituency (among the candidates analysed for the constituency), or the second highest or the third highest.



Data in this Kit is presented in good faith, with an intention to inform voters. Candidates' affidavits obtained from the ECI website ([www.eci.nic.in](http://www.eci.nic.in)) with nomination papers is the source of this analysis. Website:-[www.adrindia.org](http://www.adrindia.org), [www.myneta.info](http://www.myneta.info)

- **High Asset Candidates\*:** 112 candidates have declared more than **Rs.50 crores worth of assets**. The top three candidates with highest assets are given below:

S.No.	Name	State	Constituency	Party Name	Total Assets (Rs)	PAN Given
1	Nandan Nilekani	Karnataka	Bangalore South	INC	77,10,29,57,219 7710 Crore+	Y
2	Shamali Das	West Bengal	Kolkata Dakshin and Jadavpur	IND	20,00,00,60,000 2000 Crore+	Y
3	Anil Kumar Sharma	Bihar	Jahanabad	JD(U)	8,49,88,03,720 849 Crore+	Y

\*Total Assets includes income of self, spouse and dependents.

- **Candidate with Zero Assets:** 76 candidates have declared that they have zero assets.
- **Low Asset Candidates:** A total of **460** candidates have declared assets **less than Rs. 50 thousand** (excluding 76 candidates who have declared zero assets). The three candidates with lowest assets are as follows:

S.No.	Name	State	Constituency	Party Name	Total Assets (Rs)	PAN Given
1	Guljar Kumar	Bihar	Madhepura	BSP	35	Y
2	T S Balakrishnan	Kerala	Alappuzha	IND	50	N
3	Ramanuj Patel	National Capital Territory Of Delhi	New Delhi	Samyak Parivartan Party	100 1 Hund+	Y

- **Candidates with High Liabilities:** A total of **351** candidates have declared liabilities of Rs. 1 crore and above. **Out of these 351 candidates, 59 have declared liabilities of Rs. 10 crore and above.** These candidates are as given below:

S.No.	Name	State	Constituency	Party Name	Total Assets(Rs)	Liabilities (Rs)	PAN Given
1	R. Prabhakara Reddy	Karnataka	Bangalore Rural	JD(S)	2,24,36,12,066 224 Crore+	2,21,80,03,086 221 Crore+	Y
2	Moni Kumar Subba	Assam	Tezpur	IND	3,06,75,35,137 306 Crore+	1,40,07,40,132 140 Crore+	Y
3	Anil Kumar Sharma	Bihar	Jahanabad	JD(U)	8,49,88,03,720 849 Crore+	1,09,53,93,904 109 Crore+	Y

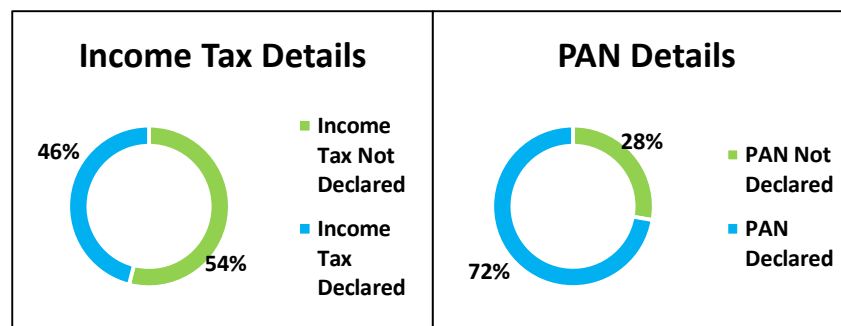
Data in this Kit is presented in good faith, with an intention to inform voters. Candidates' affidavits obtained from the ECI website ([www.eci.nic.in](http://www.eci.nic.in)) with nomination papers is the source of this analysis.  
Website:-[www.adrindia.org](http://www.adrindia.org), [www.myneta.info](http://www.myneta.info)

- **Crorepati Candidates with no PAN:** 100 candidates with total assets worth more than Rs. 1 crore have not declared PAN details.
- **Candidates with High Income as declared in ITR\*:** 129 candidates have declared total annual income of more than Rs. 1 crore. The top three candidates with highest declared annual income are given below:

S.No.	Name	Party Name	Constituency	State	Total Assets	The financial year for which the last income tax return has been filed by candidate	Total income shown by candidate in ITR (Self+Spouse+Dependent)	Self income shown by candidate in ITR
1	Nandan Nilekani	INC	Bangalore South	Karnataka	77,10,29,57,219 7710 Crore+	2013-2014	1,68,41,65,069 168 Crore+	97,84,51,446 97 Crore+
2	Naveen Jindal	INC	Kurukshetra	Haryana	3,08,31,54,000 308 Crore+	2012-2013	1,03,36,47,254 103 Crore+	1,01,62,20,852 101 Crore+
3	Dr.Vishwajeet Patangrao Kadam	INC	Pune	Maharashtra	87,49,57,697 87 Crore+	2012-2013	22,84,87,043 22 Crore+	80,14,181 80 Lacs+

\*Total income includes income of self, spouse and dependents

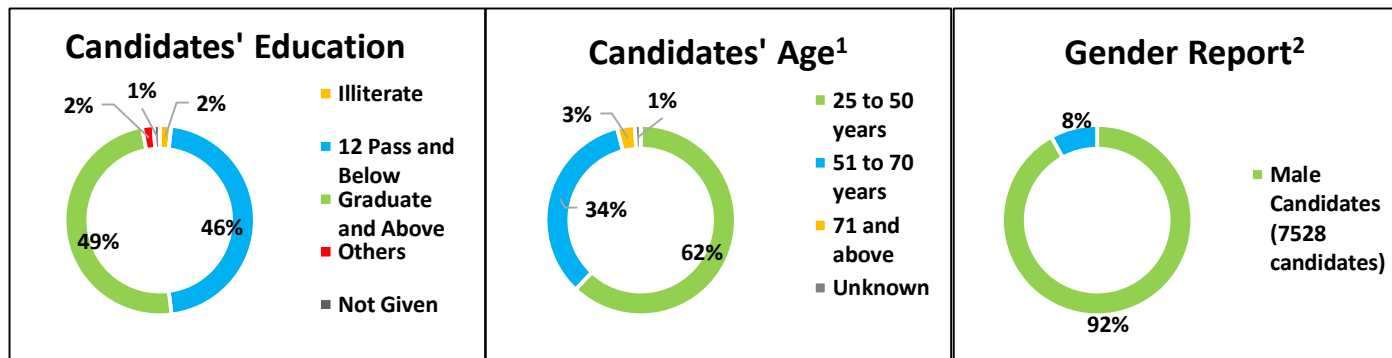
- **Candidates who have not declared Income Tax Details\*:** 4427 (54%) candidates out of 8163 analyzed have not declared income tax details. \* Some candidates may be exempted from filing Income Tax Returns
- **Candidates with High Assets who have not declared Income Tax Details:** 293 candidates with assets worth more than Rs. 1 crore, have not declared Income Tax Details.



Data in this Kit is presented in good faith, with an intention to inform voters. Candidates' affidavits obtained from the ECI website ([www.eci.nic.in](http://www.eci.nic.in)) with nomination papers is the source of this analysis. Website:-[www.adrindia.org](http://www.adrindia.org), [www.myneta.info](http://www.myneta.info)

## Other Background Details

- **Education Details of Candidates:** 110 candidates have declared that they are illiterate. 3764 (46%) candidates have declared that have an education qualification of 12<sup>th</sup> pass or below while 4009 (49%) candidates have declared having an educational qualification of graduate or above.
- **Age Details of Candidates:** 5089 (62%) candidates have declared their age to be between 25 to 50 years while 2758 (34%) candidates have declared their age to be between 51 to 70 years and 239 (3%) candidates have declared their age to be above 71 years. Ravikant Yadav an Independent candidate from Jaunpur constituency has declared his age to be 21 years.
- **Gender Details of Candidates:** 631 (8%) female candidates out of 8163 candidates analysed have contested in the Lok Sabha 2014 elections, while 556 (7%) female candidates out of 8070 candidates contested during Lok Sabha 2009 elections. Out of 5176 candidates fielded by political parties in 2014 Lok Sabha elections, only 440 candidates were female.



<sup>1</sup>Ravikant Yadav an Independent candidate from Jaunpur constituency has declared his age to be 21 years.

<sup>2</sup>Barkha Kinnar from Deoria constituency, Uttar Pradesh, Baseer Kinnar from Varanasi constituency, Uttar Pradesh, Bharathi Kannamma from Madurai, Tamilnadu and Sonam Kinnar from Amethi, Uttar Pradesh have declared that they are from the third gender

## Analysis based on declared criminal cases

Out of the **8163** candidates analysed, **1398 (17%) candidates** have declared criminal cases against themselves. **889 (11%)** candidates have declared serious criminal cases including cases related to **murder, attempt to murder, communal disharmony, kidnapping, crimes against women** etc.

### Party-wise break up of candidates with declared criminal cases

**128 (28%)** out of 462 candidates from **INC**, **140 (33%)** out of 426 candidates from **BJP**, **65 (15%)** out of 427 candidates from **AAP**, **114 (23%)** out of **501** candidates fielded by **BSP** and **307 (10%)** out of 3182 **Independent** candidates have declared criminal cases against themselves in their affidavits. The following table provides the party wise details of candidates with self-declared criminal cases:

Party Name	Total number of candidates analyzed	candidates with declared Criminal Cases	% of candidates with declared criminal cases	candidates with serious declared criminal cases	% of candidates with serious declared criminal cases
BSP	501	114	23%	75	15%
INC	462	128	28%	61	13%
AAP	427	65	15%	42	10%
BJP	426	140	33%	89	21%
SP	195	59	30%	46	24%
AITC	131	18	14%	13	10%
CPI(M)	93	33	35%	15	16%
JD(U)	93	33	35%	23	25%
CPI(ML)L	82	37	45%	31	38%
CPI	68	19	28%	8	12%
SHIV SENA	58	23	40%	13	22%
AIADMK	40	7	18%	3	8%
AIFB	39	8	21%	5	13%
YSRCP	38	13	34%	10	26%
DMK	35	7	20%	5	14%
NCP	35	18	51%	14	40%
JD(S)	33	10	30%	4	12%
TDP	30	10	33%	3	10%
RJD	29	19	66%	13	45%

Data in this Kit is presented in good faith, with an intention to inform voters. Candidates' affidavits obtained from the ECI website ([www.eci.nic.in](http://www.eci.nic.in)) with nomination papers is the source of this analysis. Website:-[www.adrindia.org](http://www.adrindia.org), [www.myneta.info](http://www.myneta.info)

Party Name	Total number of candidates analyzed	candidates with declared Criminal Cases	% of candidates with declared criminal cases	candidates with serious declared criminal cases	% of candidates with serious declared criminal cases
GGP	23	3	13%	3	13%
BJD	21	3	14%	2	10%
TRS	17	7	41%	7	41%
JVM(P)	16	8	50%	5	31%
MNS	10	8	80%	6	60%
RLD	10	3	30%	3	30%
IND	3182	307	10%	188	6%
Others	2069	298	14%	202	10%
<b>Total</b>	<b>8163</b>	<b>1398</b>	<b>17%</b>	<b>889</b>	<b>11%</b>

Table: Party wise candidates with self-declared criminal cases

### State-wise break up of candidates with declared criminal cases

State	Total number of Candidates analyzed	Candidates with declared criminal cases	% of candidates with declared criminal cases	candidates with serious declared criminal cases	% of candidates with serious declared criminal cases
Uttar Pradesh	1259	235	19%	185	15%
Maharashtra	883	175	20%	110	13%
Tamil Nadu	844	103	12%	53	6%
Bihar	605	187	31%	132	22%
Andhra Pradesh	593	106	18%	69	12%
West Bengal	471	70	15%	46	10%
Karnataka	432	55	13%	30	7%
Madhya Pradesh	370	65	18%	35	10%
Gujarat	332	65	20%	33	10%
Rajasthan	319	22	7%	9	3%
Kerala	257	74	29%	31	12%
Punjab	253	23	9%	20	8%
Jharkhand	236	62	26%	40	17%

Data in this Kit is presented in good faith, with an intention to inform voters. Candidates' affidavits obtained from the ECI website ([www.eci.nic.in](http://www.eci.nic.in)) with nomination papers is the source of this analysis. Website:-[www.adrindia.org](http://www.adrindia.org), [www.myneta.info](http://www.myneta.info)

State	Total number of Candidates analyzed	Candidates with declared criminal cases	% of candidates with declared criminal cases	candidates with serious declared criminal cases	% of candidates with serious declared criminal cases
Haryana	229	15	7%	10	4%
Chhattisgarh	208	19	9%	10	5%
Orissa	195	39	20%	25	13%
Assam	162	14	9%	11	7%
National Capital Territory Of Delhi	150	23	15%	13	9%
Jammu & Kashmir	77	2	3%	1	1%
Uttarakhand	74	7	10%	5	7%
Himachal Pradesh	38	9	24%	6	16%
Puducherry	30	6	20%	3	10%
Tripura	25	3	12%	1	4%
Goa	19	6	32%	3	16%
Chandigarh	15	2	13%	1	7%
Andaman & Nicobar Islands	15	3	20%	2	13%
Arunachal Pradesh	11	1	9%	0	0%
Dadra & Nagar Haveli	11	2	18%	2	18%
Lakshadweep	6	3	50%	2	33%
Daman & Diu	4	2	50%	1	25%
Others	40	0	0%	0	0%
<b>Total</b>	<b>8163</b>	<b>1398</b>	<b>17%</b>	<b>889</b>	<b>11%</b>

Table: State-wise break up of candidates with declared criminal cases

Data in this Kit is presented in good faith, with an intention to inform voters. Candidates' affidavits obtained from the ECI website ([www.eci.nic.in](http://www.eci.nic.in)) with nomination papers is the source of this analysis. Website:-[www.adrindia.org](http://www.adrindia.org), [www.myneta.info](http://www.myneta.info)

### Party-wise candidates with cases related to murder

Party	Total No. of Candidates Fielded by the Party	No. of Candidates with Cases of Murder	IPC Sections Considered
BSP	501	12	<b>IPC Section - 302 (Murder)</b> <b>IPC Section - 304B (Dowry Death)</b>
BJP	426	4	
CPI(ML)L	82	4	
SP	195	4	
JD(U)	93	3	
RJD	19	3	
AAP	427	1	
AIFB	39	1	
AITC	131	1	
CPI(M)	93	1	
INC	462	1	
JMM	22	1	
LJP	7	1	
NCP	35	1	
Others	2449	7	
IND	3182	12	
<b>Total</b>	<b>8163</b>	<b>57</b>	

**Table: Party-wise candidates with cases related to murder**

### Candidates with cases related to Attempt to Murder

Party	Total No. of Candidates Fielded by the Party	No. of Candidates with Cases of Attempt to Murder	IPC Sections Considered
AAP	427	7	IPC Section - 307 (Attempt to Murder)
AITC	131	6	
BJP	426	19	
BSP	501	18	
CPI(M)	93	2	
CPI(ML) Red star	43	1	
CPI(ML)L	82	19	
DMK	35	2	
INC	462	6	
IND	3182	28	
JD(U)	93	7	
JMM	22	2	
JVM(P)	16	4	
NCP	35	1	
RJD	29	5	
RLD	10	1	
Shiv Sena	58	1	
SP	195	14	
Others	2323	30	
<b>Total</b>	<b>8163</b>	<b>173</b>	

**Table: Candidates with cases related to Attempt to Murder**

### Party-wise Candidates with cases related to Causing Communal Disharmony

Party	Total No. of Candidates Fielded by the Party	No. of Candidates with Cases of Communal Disharmony	IPC Sections Considered
AAP	427	2	<p>IPC Section – 295 (Injuring or defiling place of worship with intent to insult the religion of any class)</p> <p>IPC Section – 295A (Deliberate and malicious acts, intended to outrage religious feelings or any class by insulting its religion or religious beliefs)</p> <p>IPC Section – 153A (Promoting enmity between different groups on grounds of religion, race, place of birth, residence, language, etc., and doing acts prejudicial to maintenance of harmony)</p>
BJP	426	18	
BSP	501	3	
CPI(ML)L	82	3	
INC	462	2	
IND	3182	6	
RLD	10	1	
SP	195	2	
TRS	17	1	
YSRCP	38	1	
Others	2823	15	
<b>Total</b>	<b>8163</b>	<b>54</b>	

Table: Party-wise Candidates with cases related to causing Communal Disharmony

### Party-wise Candidates who have declared Crimes against Women

Party	Total No. of Candidates Fielded by the Party	No. of Candidates with Cases of Crimes Against Women	IPC Sections Considered
AAP	427	1	<p>IPC Section – 376 (Rape)</p> <p>IPC Section – 354 (Assault or criminal force to woman with intent to outrage her modesty)</p> <p>IPC Section – 509 (Word, gesture or act intended to insult the modesty of a woman)</p> <p>IPC Section – 498A (Husband or relative of husband of a woman subjecting her to cruelty)</p> <p>IPC Section – 498 (Enticing or taking away or detaining with criminal intent a married woman)</p> <p>IPC Section – 304B (Dowry Death)</p>
AITC	131	3	
BJP	426	3	
BSP	501	6	
CPI	68	1	
CPI(ML)L	82	1	
INC	462	3	
IND	3182	18	
JD(S)	33	1	

Data in this Kit is presented in good faith, with an intention to inform voters. Candidates' affidavits obtained from the ECI website ([www.eci.nic.in](http://www.eci.nic.in)) with nomination papers is the source of this analysis. Website:-[www.adrindia.org](http://www.adrindia.org), [www.myneta.info](http://www.myneta.info)

Party	Total No. of Candidates Fielded by the Party	No. of Candidates with Cases of Crimes Against Women	IPC Sections Considered
JD(U)	93	2	
Shiv Sena	58	1	
SP	195	3	
YSRCP	38	1	
Others	2467	14	
<b>Total</b>	<b>8163</b>	<b>58</b>	

Table: Party-wise candidates who have declared Crimes against Women

### Candidates with cases related to Robbery and Dacoity

Party	Total No. of Candidates Fielded by the Party	No. of Candidates with Cases of Robbery and Dacoity	IPC Sections Considered
BJP	426	10	<p>IPC Section – 391 (Dacoity)                      IPC Section - 392 (robbery)                      IPC Section – 394 (Voluntarily causing hurt in committing robbery)                      IPC Section – 395 (dacoity)                      IPC Section – 396 (Dacoity with murder)                      IPC Section – 397 (Robbery, or dacoity, with attempt to cause death or grievous hurt)                      IPC Section – 398 (Attempt to commit robbery or dacoity when armed with deadly weapon)                      IPC Section – 399 (Making preparation to commit dacoity)                      IPC Section – 401 (belonging to gang of thieves)                      IPC Section – 402 (Assembling for purpose of committing dacoity)</p>
BSP	501	10	
SP	195	10	
IND	3182	9	
AAP	427	3	
INC	462	2	
JD(U)	93	2	
RJD	29	2	
AITC	131	1	
CPI(M)	93	1	
DMK	35	1	
Others	2589	6	
<b>Total</b>	<b>8163</b>	<b>57</b>	

Table: Candidates with cases related to Robbery and Dacoity

### Party-wise Candidates with Cases related to Kidnapping

Party	Total No. of Candidates Fielded by the Party	No. of Candidates with Cases of Kidnapping	IPC Sections Considered
AAP	427	1	<p>IPC Section – 360 (Kidnapping from India)                      IPC Section – 363 (kidnapping)                      IPC Section – 364 (Kidnapping or abducting in order to murder)                      IPC Section - 364A (Kidnapping for ransom, etc)                      IPC Section – 365 (Kidnapping or abducting with intent secretly and wrongfully to confine person)                      IPC Section – 366 (Kidnapping, abducting or inducing woman to compel her marriage, etc)                      IPC Section – 367 (Kidnapping or abducting in order to subject person to grievous hurt, slavery, etc)                      IPC Section – 368 (Wrongfully concealing or keeping in confinement, kidnapped or abducted person)                      IPC Section – 369 (Kidnapping or abducting child under ten years with intent to steal from its person)</p>
AITC	131	2	
BJP	426	3	
BSP	501	6	
CPI(ML)L	82	2	
DMK	35	3	
INC	462	4	
IND	3182	5	
JD(U)	93	1	
RJD	29	1	
SP	195	6	
Others	2600	6	
<b>Total</b>	<b>8163</b>	<b>40</b>	

Table: Candidates with Cases related to Kidnapping

## Analysis based on assets

### Party Wise Crorepatis

Party Name	Number of Candidates Analyzed	Crorepatis	Percentage of Crorepati Candidates
INC	462	365	79%
BJP	426	309	73%
AAP	427	192	45%
BSP	501	161	32%
SP	195	109	56%
AITC	131	49	37%
JD(U)	93	46	50%
DMK	35	33	94%
AIADMK	40	32	80%
YSRCP	38	30	79%
TDP	30	28	93%
Shiv Sena	58	25	43%
RJD	29	25	86%
JD(S)	33	24	73%
NCP	35	22	63%
CPI(M)	93	17	18%
BJD	21	15	71%
TRS	17	14	82%
CPI	68	11	16%
MNS	10	9	90%
RLD	10	9	90%
LJP	7	6	86%
JVM(P)	16	5	31%
IND	3182	342	11%

Data in this Kit is presented in good faith, with an intention to inform voters. Candidates' affidavits obtained from the ECI website ([www.eci.nic.in](http://www.eci.nic.in)) with nomination papers is the source of this analysis.  
 Website:-[www.adrindia.org](http://www.adrindia.org), [www.myneta.info](http://www.myneta.info)

Party Name	Number of Candidates Analyzed	Crorepatis	Percentage of Crorepati Candidates
Others	2206	330	15%
<b>Total</b>	<b>8163</b>	<b>2208</b>	<b>27%</b>

Table: Crorepati candidates- Party wise break up

### State-wise Crorepati Candidates

Party Name	Total Candidates	Crorepati Candidates	Percentage of Crorepati Candidates
Uttar Pradesh	1259	413	33%
Maharashtra	883	239	27%
Bihar	605	188	31%
Andhra Pradesh	593	186	31%
Tamil Nadu	844	178	21%
Karnataka	432	118	27%
Rajasthan	319	92	29%
Haryana	229	92	40%
West Bengal	471	89	19%
Gujarat	332	78	23%
Madhya Pradesh	370	75	20%
Punjab	253	56	22%
Orissa	195	55	28%
National Capital Territory Of Delhi	150	49	33%
Jharkhand	236	48	20%
Kerala	257	46	18%
Assam	162	41	25%
Chhattisgarh	208	36	17%
Jammu & Kashmir	77	29	38%
Uttarakhand	74	24	32%
Himachal Pradesh	38	14	37%
Meghalaya	10	8	80%
Goa	19	7	37%
Puducherry	30	6	20%
Tripura	25	6	24%

Data in this Kit is presented in good faith, with an intention to inform voters. Candidates' affidavits obtained from the ECI website ([www.eci.nic.in](http://www.eci.nic.in)) with nomination papers is the source of this analysis. Website:-[www.adrindia.org](http://www.adrindia.org), [www.myneta.info](http://www.myneta.info)

Party Name	Total Candidates	Crorepati Candidates	Percentage of Crorepati Candidates
Arunachal Pradesh	11	6	55%
Chandigarh	15	5	33%
Manipur	18	5	28%
Sikkim	6	4	67%
Dadra & Nagar Haveli	11	3	27%
Mizoram	3	3	100%
Daman & Diu	4	3	75%
Nagaland	3	2	67%
Andaman & Nicobar Islands	15	2	13%
Lakshadweep	6	2	33%
<b>Total</b>	<b>8163</b>	<b>2208</b>	<b>27%</b>

Table: State-wise Crorepati Candidates

### Party-wise Asset Rank

**348 (75%)** out of 462 **INC** candidates occupy the top three highest assets positions amongst all the contesting candidates in their respective constituencies. Similarly, **283 (66%)** out of 426 **BJP** candidates, **109 (22%)** out of 501 **BSP** candidates and **115 (27%)** out of 427 **AAP** candidates occupy the top three highest assets positions in their constituency.

*Note: The following graph analyses the number of candidates fielded by political parties who have declared either the highest total assets in their constituency (among the candidates analysed for the constituency), or the second highest or the third highest.*

Party	Total number of candidates analyzed	Candidates with highest Assets Rank in the constituency	Candidates with Second Highest Assets Rank in the constituency	Candidates with Third Highest Assets Rank in the constituency	Number of Candidates who Occupy the top three assets ranks in the constituency	% of Candidates who Occupy the top three assets ranks in the constituency
INC	462	160	110	78	348	75%
BJP	426	92	102	89	283	66%
BSP	501	35	36	38	109	22%
AAP	427	23	32	60	115	27%
SP	195	20	21	27	68	35%
AITC	131	18	19	11	48	37%

Party	Total number of candidates analyzed	Candidates with highest Assets Rank in the constituency	Candidates with Second Highest Assets Rank in the constituency	Candidates with Third Highest Assets Rank in the constituency	Number of Candidates who Occupy the top three assets ranks in the constituency	% of Candidates who Occupy the top three assets ranks in the constituency
DMK	35	13	9	1	23	66%
YSRCP	38	13	11	2	26	68%
BJD	21	11	3	5	19	90%
TDP	30	10	11	7	28	93%
JD(U)	93	9	15	12	36	39%
NCP	35	9	7	3	19	54%
CPI(M)	93	6	6	7	19	20%
RJD	29	6	9	5	20	69%
Shiv Sena	58	5	5	8	18	31%
JD(S)	33	5	8	3	16	48%
AIADMK	40	4	8	12	24	60%
TRS	17	4	8	3	15	88%
JMM	22	3	0	0	3	14%
SAD	10	4	5	1	10	100%
MNS	10	2	0	2	4	40%
RLD	10	2	5	1	8	80%
CPI	68	1	2	2	5	7%
LJP	7	0	1	6	7	100%
JVM(P)	16	0	1	3	4	25%
IND	3182	40	49	81	170	5%
Others	2174	48	60	75	183	8%

Table: Party wise Asset position

### Average assets of candidates: Party-wise analysis\*

Party Name	Number of Candidates Analyzed	Average Assets
TDP	29	Rs 38,18,65,991 ~ 38 Crore+
SAD	10	Rs 34,05,90,964 ~ 34 Crore+
YSRCP	37	Rs 26,08,63,428 ~ 26 Crore+
JD(S)	33	Rs 23,16,54,078 ~ 23 Crore+
RLD	10	Rs 22,67,89,535 ~ 22 Crore+
NCP	35	Rs 19,60,76,036 ~ 19 Crore+
BJD	21	Rs 16,01,05,609 ~ 16 Crore+
INC	461	Rs 13,27,36,769 ~ 13 Crore+
TRS	16	Rs 13,11,78,491 ~ 13 Crore+
DMK	35	Rs 10,40,76,074 ~ 10 Crore+
BJP	426	Rs 10,32,43,603 ~ 10 Crore+
DMDK	14	Rs 9,95,31,846 ~ 9 Crore+
MNS	10	Rs 7,64,30,793 ~ 7 Crore+
AIADMK	40	Rs 6,25,04,333 ~ 6 Crore+
SP	195	Rs 5,40,24,350 ~ 5 Crore+
RJD	29	Rs 3,78,59,405 ~ 3 Crore+

Data in this Kit is presented in good faith, with an intention to inform voters. Candidates' affidavits obtained from the ECI website ([www.eci.nic.in](http://www.eci.nic.in)) with nomination papers is the source of this analysis.  
Website:-[www.adrindia.org](http://www.adrindia.org), [www.myneta.info](http://www.myneta.info)

Party Name	Number of Candidates Analyzed	Average Assets
BSP	501	Rs 3,53,02,325 ~ 3 Crore+
Shiv Sena	58	Rs 3,34,36,235 ~ 3 Crore+
JMM	22	Rs 3,20,37,992 ~ 3 Crore+
JD(U)	92	Rs 3,10,09,045 ~ 3 Crore+
AAP	427	Rs 2,77,14,686 ~ 2 Crore+
AITC	131	Rs 2,27,86,082 ~ 2 Crore+
IND	3182	Rs 2,02,25,887 ~ 2 Crore+
JVM(P)	16	Rs 1,71,27,501 ~ 1 Crore+
AGP	12	Rs 1,52,00,565 ~ 1 Crore+
CPI(M)	93	Rs 72,45,156 ~ 72 Lacs+
CPI	68	Rs 62,46,791 ~ 62 Lacs+
CPI(ML)L	82	Rs 18,19,400 ~ 18 Lacs+
IND	3180	Rs 76,59,953 ~ 76 Lacs+

Table: Average assets for candidates - Party wise

\*The following outliers were removed from the average assets analysis to give a true representation of the party-wise average assets distribution; Nandan Nilekani of INC from Bangalore South Constituency, Karnataka with Rs. 7710.29 crores of total assets, Shamali Das an Independent candidate from Jadavpur Constituency and Kolkata Dakshin constituency, West Bengal with Rs. 2000 crores of total assets, Anil Kumar Sharma of JD(U) from Jahanabad constituency, Bihar with Rs. 849.98 crores of total assets, Jayadev Galla of TDP from Guntur constituency, Andhra Pradesh, Rs. 683.05 crores of total assets, Ayodhya Rama Reddy Alla of YSRCP from Narasaraopet constituency, Andhra Pradesh with Rs. 654.33 crores of total assets and Konda Vishweshwar Reddy of TRS from Chevella constituency with Rs. 528.62 crores of total assets.

### Top 10 candidates with highest assets

S.No.	Name	State	Constituency	Party Name	Movable Assets (Rs)	Immovable Assets (Rs)	Total Assets (Rs)	PAN Given
1	Nandan Nilekani	Karnataka	Bangalore South	INC	76,65,95,17,411	44,34,39,808	77,10,29,57,219 7710 Crore+	Y
2	Shamali Das	West Bengal	Jadavpur and Kolkata Dakshin	IND	20,00,00,60,000*	0	20,00,00,60,000 2000 Crore+	Y
3	Anil Kumar Sharma	Bihar	Jahanabad	JD(U)	8,16,70,03,720	33,18,00,000	8,49,88,03,720 849 Crore+	Y
4	Jayadev Galla	Andhra Pradesh	Guntur	TDP	5,92,12,78,671	90,93,02,690	6,83,05,81,361 683 Crore+	Y
5	Ayodhya Rami Reddy Alla	Andhra Pradesh	Narasaraopet	YSRCP	6,48,70,29,756	5,63,52,000	6,54,33,81,756 654 Crore+	Y
6	Konda Vishweshwar Reddy	Andhra Pradesh	Chevella	TRS	4,78,90,70,310	49,71,59,900	5,28,62,30,210 528 Crore+	Y
7	Nama Nageswara Rao	Andhra Pradesh	Khammam	TDP	2,22,07,65,210	1,16,15,28,230	3,38,22,93,440 338 Crore+	Y
8	Naveen Jindal	Haryana	Kurukshetra	INC	2,99,42,59,000	8,88,95,000	3,08,31,54,000 308 Crore+	Y
9	Moni Kumar Subba	Assam	Tezpur	IND	1,60,29,11,197	1,46,46,23,940	3,06,75,35,137 306 Crore+	Y
10	Malook Nagar	Uttar Pradesh	Bijnor	BSP	66,50,00,000	2,23,12,00,000	2,89,62,00,000 289 Crore+	Y

Table: Top 10 candidates with high assets

### Candidates with Zero Assets

S.No.	Name	State	Constituency	Party Name	PAN Given
1	Nethawath Ramdas	Andhra Pradesh	Adilabad	IND	N
2	Pawar Krishna	Andhra Pradesh	Adilabad	IND	N
3	Bupelli Narayana	Andhra Pradesh	Peddapalle	IND	N
4	Koyalkar Bhoj Raj	Andhra Pradesh	Malkajgiri	IND	N
5	Michael Daniel Ovelz	Andhra Pradesh	Secunderabad	IND	Y
6	Chiluveru Prathap	Andhra Pradesh	Warangal	IND	N
7	Eesam Sudhakar	Andhra Pradesh	Mahabubabad	IND	N
8	Vadlamuri Krishna Swaroop	Andhra Pradesh	Anakapalle	Dalita Bahujana Party	N

Data in this Kit is presented in good faith, with an intention to inform voters. Candidates' affidavits obtained from the ECI website ([www.eci.nic.in](http://www.eci.nic.in)) with nomination papers is the source of this analysis. Website:-[www.adrindia.org](http://www.adrindia.org), [www.myneta.info](http://www.myneta.info)

S.No.	Name	State	Constituency	Party Name	PAN Given
9	Mohd. Imtiaz	Jammu & Kashmir	Jammu	IND	Y
10	Rajesh S	Kerala	Palakkad	SHIV SENA	Y
11	Soman Pillai	Kerala	Thrissur	Indian Gandhian Party	N
12	Chandrababu	Kerala	Alappuzha	IND	N
13	Syamalakumari	Kerala	Thiruvananthapuram	IND	N
14	Kirantai Dadarao Alias Kokubhau Kokate	Maharashtra	Amravati	IND	N
15	Nilesh Mahadeo Dhoke	Maharashtra	Ramtek	IND	N
16	Rajesh Suresh Sadhankar	Maharashtra	Nagpur	IND	Y
17	Chanda Manwatkar	Maharashtra	Nagpur	IND	N
18	Dhiraj Jaidev Gajbhiye	Maharashtra	Nagpur	IND	Y
19	Shakil Wasi Ahamad	Maharashtra	Nagpur	IND	Y
20	Vinod Dinanath Meshram	Maharashtra	Chandrapur	IND	Y
21	Kamble Uttam Bhagaji	Maharashtra	Yavatmal-Washim	Prabuddha Republican Party	N
22	Suraj Vishwanath Kondarwad	Maharashtra	Hingoli	IND	Y
23	Ashok Mittal	Orissa	Bargarh	AITC	Y
24	Dhani Ram Yadav	Chhattisgarh	Bilaspur	SP	N
25	Mirza Shafee Baig	Karnataka	Bidar	IND	Y
26	Ramudu	Karnataka	Bellary	BSP	Y
27	Motha Sarada	Andhra Pradesh	Kakinada	Republican Party of India (Khobragade)	N
28	Guttula Annapurna Seshagiri Rao	Andhra Pradesh	Kakinada	IND	N
29	Yantrapati Ashok	Andhra Pradesh	Eluru	Mahajana Socialist Party	N
30	Bandaru Srinivasulu	Andhra Pradesh	Anantapur	IND	N
31	Cchemikala Tirupati	Andhra Pradesh	Nellore	Andhra Rastra Praja Samithi	N
32	Songa Ratnamma	Andhra Pradesh	Tirupati	IND	N
33	V Pattabhi	Andhra Pradesh	Rajampet	IND	N
34	Satya Narayan Paswan	Bihar	Hajipur	AIFB	N
35	Brahmanand Pratap Singh	Madhya Pradesh	Sidhi	IND	N
36	Baishakhoo Maravi	Madhya Pradesh	Mandla	Bhartiya Satya Sangharsh Party	N
37	Ramesh	Madhya Pradesh	Chhindwara	Ambedkarite Party of India	N
38	Ranjit Jugla Padvi	Maharashtra	Nandurbar	Bahujan Mukti Party	N
39	Patil Sandeep Yuvraj	Maharashtra	Jalgaon	IND	N
40	Vitthal Sahebrao Shelke	Maharashtra	Jalna	Ambedkarite Party of India	Y

Data in this Kit is presented in good faith, with an intention to inform voters. Candidates' affidavits obtained from the ECI website ([www.eci.nic.in](http://www.eci.nic.in)) with nomination papers is the source of this analysis.  
Website:-[www.adrindia.org](http://www.adrindia.org), [www.myneta.info](http://www.myneta.info)

S.No.	Name	State	Constituency	Party Name	PAN Given
41	Bhanudas Ramdas Sarode	Maharashtra	Aurangabad	IND	N
42	Avhad Mahesh Zunjar	Maharashtra	Nashik	AIFB	Y
43	Sima Dharmanna Manikadi	Maharashtra	Maval	Prabuddha Republican Party	N
44	Ashok Dhondiba Sonwane	Maharashtra	Beed	IND	N
45	Prashant Vishnu Sasane	Maharashtra	Beed	IND	N
46	Bhagwat Harihar Taware	Maharashtra	Beed	IND	N
47	Veer Shesherao Chokhoba	Maharashtra	Beed	IND	N
48	Sumitrabai Dashrath Pawar	Maharashtra	Beed	IND	N
49	Dr. Vijaysinha Diliprao Patil	Maharashtra	Satara	IND	N
50	Gohel Bharatbhai Bhimabhai	Gujarat	Bhavnagar	IND	N
51	Basavanteppa Honnappa Hullatti	Karnataka	Haveri	Sarva Janata Party	N
52	Manjunatha G	Karnataka	Udupi Chikmagalur	IND	N
53	Chaturbhuj Snehi	Madhya Pradesh	Tikamgarh	IND	N
54	Ajit Kumar Jain (Patwa) Dharti Pakad	Madhya Pradesh	Indore	IND	N
55	Rampada Hansda	West Bengal	Jhargram	Amra Bangalee	Y
56	Kumar Rajiv	Bihar	Patna Sahib	IND	Y
57	Geeta Rani	Punjab	Bathinda	Akhil Bharatiya Shivsena Rashtrawadi	N
58	Sujata Dutta	West Bengal	Uluberia	Bahujan Mukti Party	N
59	Ganesh Bag	West Bengal	Arambag	Jharkhand Disom Party	N
60	Kuldip Kumar	Punjab	Jalandhar	IND	Y
61	S. Rajeshwari	Tamil Nadu	Chennai South	IND	N
62	Arundhathi Jaiganesh (A) S.Jaiganesh	Tamil Nadu	Chennai Central	IND	N
63	Pargunan A.	Tamil Nadu	Kancheepuram	IND	N
64	Sadhu Muthu Kristnan Erajandran, T.M.S.	Tamil Nadu	Arakkonam	IND	N
65	Manimaran, M.	Tamil Nadu	Vellore	IND	Y
66	Sivaji.S.M	Tamil Nadu	Namakkal	IND	N
67	A.K.Sheikdavood	Tamil Nadu	Tiruppur	IND	N
68	Ponnusamy, P.	Tamil Nadu	Nilgiris	CPI(ML) Red Star	Y
69	Balan, P.P.	Tamil Nadu	Nilgiris	IND	N
70	Ezhumalai, V	Tamil Nadu	Chidambaram	Akhil Bharat Hindu Mahasabha	Y
71	Gunasekaran P	Tamil Nadu	Sivaganga	IND	N
72	Megaraj Mallar	Tamil Nadu	Sivaganga	IND	N

Data in this Kit is presented in good faith, with an intention to inform voters. Candidates' affidavits obtained from the ECI website ([www.eci.nic.in](http://www.eci.nic.in)) with nomination papers is the source of this analysis.  
Website:-[www.adrindia.org](http://www.adrindia.org), [www.myneta.info](http://www.myneta.info)

S.No.	Name	State	Constituency	Party Name	PAN Given
73	Palanichamy	Tamil Nadu	Virudhunagar	IND	N
74	Palpandi, S.	Tamil Nadu	Virudhunagar	IND	N
75	Sougata Ghosh	West Bengal	Diamond Harbour	IND	Y
76	Satendra Sharma	Uttarakhand	Tehri Garhwal	Naya Daur Party	Y

Table: Candidates with Zero Assets

### 10 candidates with lowest assets

S.No.	Name	State	Constituency	Party Name	Movable Assets (Rs)	Immovable Assets (Rs)	Total Assets (Rs)	PAN Given
1	Guljar Kumar	Bihar	Madhepura	BSP	35	0	35	Y
2	T S Balakrishnan	Kerala	Alappuzha	IND	50*	0	50	N
3	Ramanuj Patel	National Capital Territory Of Delhi	New Delhi	Samyak Parivartan Party	100*	0	100 1 Hund+	Y
4	Kadam Sagar Uttamrao	Maharashtra	Satara	IND	150*	0	150 1 Hund+	Y
5	Shaikh Jabbar Shaikh Usuf	Maharashtra	Yavatmal-Washim	IND	500	0	500 5 Hund+	Y
6	Satav Atmaram Raghoji	Maharashtra	Hingoli	IND	500	0	500 5 Hund+	N
7	Malyadri Ravulakollu	Andhra Pradesh	Nellore	IND	500	0	500 5 Hund+	N
8	Shaikh Shakir	Maharashtra	Raver	IND	500	0	500 5 Hund+	N
9	Popat Manik Fule	Maharashtra	Ahmednagar	Maharashtra Parivartan Sena (T)	500	0	500 5 Hund+	Y
10	Padmakar Kondiba Ovhal	Maharashtra	Latur	IND	500	0	500 5 Hund+	N

Table: 10 candidates with low assets

### Top 10 candidates with high liabilities

S.No.	Name	State	Constituency	Party Name	Total Assets(Rs)	Liabilities (Rs)	PAN Given
1	R. Prabhakara Reddy	Karnataka	Bangalore Rural	JD(S)	2,24,36,12,066 224 Crore+	2,21,80,03,086 221 Crore+	Y
2	Moni Kumar Subba	Assam	Tezpur	IND	3,06,75,35,137 306 Crore+	1,40,07,40,132 140 Crore+	Y
3	Anil Kumar Sharma	Bihar	Jahanabad	JD(U)	8,49,88,03,720 849 Crore+	1,09,53,93,904 109 Crore+	Y
4	Vasantha Kumar H.	Tamil Nadu	Kanniyakumari	INC	2,85,77,86,803 285 Crore+	87,60,85,097 87 Crore+	Y
5	H D Kumara Swamy	Karnataka	Chikballapur	JD(S)	1,67,77,77,589 167 Crore+	72,96,03,654 72 Crore+	Y
6	Srinivas Kesineni	Andhra Pradesh	Vijayawada	TDP	1,28,41,22,669 128 Crore+	71,54,62,989 71 Crore+	Y
7	Nand Gopal Gupta Nandi	Uttar Pradesh	Allahabad	INC	88,17,14,000 88 Crore+	# 64,20,55,000 64 Crore+	Y
8	Jain Manish Ishwarlal	Maharashtra	Raver	NCP	1,51,51,46,765 151 Crore+	60,66,12,400 60 Crore+	Y
9	Ayodhya Rami Reddy Alla	Andhra Pradesh	Narasaraopet	YSRCP	6,54,33,81,756 654 Crore+	60,40,35,456 60 Crore+	Y
10	Sri Praksh Jha	Bihar	Paschim Champaran	JD(U)	92,54,80,118 92 Crore+	55,22,93,138 55 Crore+	Y

Table: Top 10 candidates with highest declared liabilities

## Income-Tax Details of Candidates

### Party wise Candidates who have not Filed ITR\*

Party Name	Total Candidates Analyzed	Total Candidates who have Filed ITR	Total Candidates who have not Filed ITR	% of Candidates who have not Filed ITR
BSP	501	254	247	49%
INC	462	411	51	11%
AAP	427	318	109	26%
BJP	426	369	57	13%
SP	195	133	62	32%
AITC	131	87	44	34%
CPI(M)	93	48	45	48%
JD(U)	93	61	32	34%
CPI(ML)L	82	13	69	84%
CPI	68	32	36	53%
SHIV SENA	58	37	21	36%
AIADMK	40	34	6	15%
YSRCP	38	33	5	13%
NCP	35	27	8	23%
DMK	35	32	3	9%
JD(S)	33	27	6	18%
TDP	30	26	4	13%
RJD	29	28	1	3%
JMM	22	13	9	41%
BJD	21	15	6	29%
TRS	17	14	3	18%
JVM(P)	16	13	3	19%
RLD	10	10	0	0%
LJP	7	7	0	0%

Data in this Kit is presented in good faith, with an intention to inform voters. Candidates' affidavits obtained from the ECI website ([www.eci.nic.in](http://www.eci.nic.in)) with nomination papers is the source of this analysis.  
 Website:-[www.adrindia.org](http://www.adrindia.org), [www.myneta.info](http://www.myneta.info)

Party Name	Total Candidates Analyzed	Total Candidates who have Filed ITR	Total Candidates who have not Filed ITR	% of Candidates who have not Filed ITR
Others	2112	768	1344	64%
IND	3182	926	2256	71%
<b>Total</b>	<b>8163</b>	<b>3736</b>	<b>4427</b>	<b>54%</b>

**Table: Party wise Candidates who have not Filed ITR**

\* Some candidates may be exempted from filing Income Tax Returns

### **Top 10 Candidates with High Declared Income in Income Tax Returns (ITR)**

S.No.	Name	Party Name	Constituency	State	Total Assets	The financial year for which the last income tax return has been filed by candidate	Total income shown by candidate in ITR (Self+Spouse+Dependent)	Self income shown by candidate in ITR
1	Nandan Nilekani	INC	Bangalore South	Karnataka	77,10,29,57,219 7710 Crore+	2013-2014	1,68,41,65,069 168 Crore+	97,84,51,446 97 Crore+
2	Naveen Jindal	INC	Kurukshetra	Haryana	3,08,31,54,000 308 Crore+	2012-2013	1,03,36,47,254 103 Crore+	1,01,62,20,852 101 Crore+
3	Dr.Vishwajeet Patangrao Kadam	INC	Pune	Maharashtra	87,49,57,697 87 Crore+	2012-2013	22,84,87,043 22 Crore+	80,14,181 80 Lacs+
4	Jayadev Galla	TDP	Guntur	Andhra Pradesh	6,83,05,81,361 683 Crore+	2012-2013	16,85,54,700 16 Crore+	16,30,91,770 16 Crore+
5	Vasantha Kumar H.	INC	Kanniyakumari	Tamil Nadu	2,85,77,86,803 285 Crore+	2012-2013	16,72,04,340 16 Crore+	16,71,11,750 16 Crore+
6	Konda Vishweshwar Reddy	TRS	Chevella	Andhra Pradesh	5,28,62,30,210 528 Crore+	2012-2013	14,64,24,120 14 Crore+	62,66,140 62 Lacs+
7	Vivekkrishna Tankha	INC	Jabalpur	Madhya Pradesh	42,37,20,471 42 Crore+	2012-2013	14,24,44,946 14 Crore+	13,99,04,020 13 Crore+
8	Manju. A.	INC	Hassan	Karnataka	16,52,71,740 16 Crore+	2014-2015	14,04,95,931 14 Crore+	11,69,29,427 11 Crore+
9	Malook Nagar	BSP	Bijnor	Uttar Pradesh	2,89,62,00,000 289 Crore+	2012-2013	13,11,52,099 13 Crore+	11,27,20,010 11 Crore+
10	Anil Kumar Sharma	JD(U)	Jahanabad	Bihar	8,49,88,03,720 849 Crore+	2012-2013	10,76,97,371 10 Crore+	10,35,67,339 10 Crore

**Table: Candidates who declared high income in ITR**

Data in this Kit is presented in good faith, with an intention to inform voters. Candidates' affidavits obtained from the ECI website ([www.eci.nic.in](http://www.eci.nic.in)) with nomination papers is the source of this analysis. Website:-[www.adrindia.org](http://www.adrindia.org), [www.myneta.info](http://www.myneta.info)

### Top 10 High Asset Candidates Who Have Not Declared ITR\*

S.No.	Name	State	Constituency	Party Name	Total Assets (Rs)	PAN Given
1	Denis Siangshai	Meghalaya	Shillong	IND	1,28,70,25,457 128 Crore+	Y
2	Dev Raj Bhardwaj	Himachal Pradesh	Hamirpur	IND	51,21,30,100 51 Crore+	Y
3	Hemendra Chandra Singh	Orissa	Kandhamal	BJD	50,39,07,437 50 Crore+	N
4	Kammili Srinivas	Andhra Pradesh	Machilipatnam	Jai Samaikyandhra Party	49,93,99,880 49 Crore+	N
5	Prabhat Ranjan Das	Bihar	Darbhanga	AAP	36,46,42,463 36 Crore+	N
6	Robert Romawia Royte	Mizoram	Mizoram	IND	34,64,99,910 34 Crore+	Y
7	Jadeja Kandhalbhai Sarmanbhai	Gujarat	Porbandar	NCP	28,39,45,804 28 Crore+	Y
8	Sandeep Pandurang Parte	Maharashtra	Raigad	Hindustan Janta Party	27,19,66,000 27 Crore+	Y
9	Imrram Pasha	Chhattisgarh	Raipur	Aazadi Ka Antim Aandolan Dal	21,78,78,947 21 Crore+	Y
10	Purno Agitok Sangma	Meghalaya	Tura	NPP	21,51,34,618 21 Crore+	Y

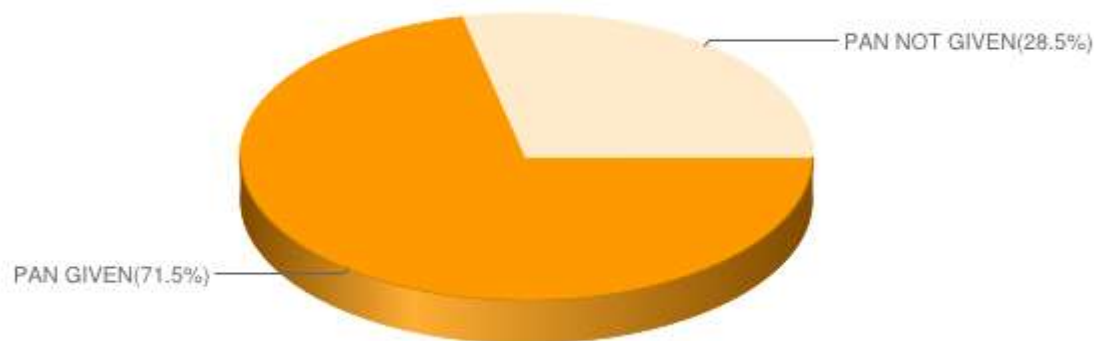
**Table: Top 10 High Assets No ITR Candidates**

*\* Some candidates may be exempted from filing Income Tax Returns*

## PAN Details of Candidates

### Details of candidates who have not declared their PAN

### Overall PAN Report



PAN Filled	5838
PAN Not Filled	2325
<b>Total</b>	<b>8163</b>

Table: Overall PAN Report

### Top 10 High asset candidates who have not given their PAN details

S.No.	Name	State	Constituency	Party Name	Movable Assets (Rs)	Immovable Assets (Rs)	Total Assets (Rs)	PAN Given
1	Hemendra Chandra Singh	Orissa	Kandhamal	BJD	15,32,07,437*	35,07,00,000	50,39,07,437 50 Crore+	N
2	Kammili Srinivas	Andhra Pradesh	Machilipatnam	Jai Samaikyandhra Party	10,45,00,000	39,48,99,880*	49,93,99,880 49 Crore+	N

Data in this Kit is presented in good faith, with an intention to inform voters. Candidates' affidavits obtained from the ECI website ([www.eci.nic.in](http://www.eci.nic.in)) with nomination papers is the source of this analysis.  
Website:-[www.adrindia.org](http://www.adrindia.org), [www.myneta.info](http://www.myneta.info)

S.No.	Name	State	Constituency	Party Name	Movable Assets (Rs)	Immovable Assets (Rs)	Total Assets (Rs)	PAN Given
3	Prabhat Ranjan Das	Bihar	Darbhanga	AAP	24,46,42,463*	12,00,00,000*	36,46,42,463 36 Crore+	N
4	Om Shanti Baba	Bihar	Valmiki Nagar	IND	2,15,000	19,00,00,000	19,02,15,000 19 Crore+	N
5	Anita Saini	Uttarakhand	Hardwar	SP	12,95,204*	17,60,00,000	17,72,95,204 17 Crore+	N
6	Sunil Kumar Singh	Bihar	Pataliputra	IND	13,69,500	12,20,00,000	12,33,69,500 12 Crore+	N
7	Wamanrao Madhav Sasane	Maharashtra	Raver	Bahujan Mukti Party	27,19,344	11,48,51,900*	11,75,71,244 11 Crore+	N
8	Digvijay Singh	Madhya Pradesh	Jabalpur	Bhartiya Shakti Chetna Party	26,20,000	6,50,00,000	6,76,20,000 6 Crore+	N
9	Jag Mohan Singh Bakshi	National Capital Territory Of Delhi	Chandni Chowk	Atulya Bharat Party	4,04,560	6,00,00,000	6,04,04,560 6 Crore+	N
10	Gujjala Nagaraju	Andhra Pradesh	Anantapur	IND	46,700	5,28,00,000	5,28,46,700 5 Crore+	N

**Table: -Top 10 high asset Candidates who have not given their PAN details**

\* on assets value indicates that the candidate has not provided the total in their affidavits, it has been calculated on the basis of details provided by them in the same

## Analysis based on Educational Background of Candidates

### Overall Education report

Education Group	Number of Candidates analyzed
Illiterate	110
Literate	292
5th Pass	411
8th Pass	669
10th Pass	1244
12th Pass	1148
Graduate	1492
Graduate Professional	912
Post Graduate	1381
Doctorate	224
Others	178
Not Given	102
<b>Total</b>	<b>8163</b>

Table: Analysis of candidates on the basis of education

### Education analysis of candidates- party-wise

Party	Illiterate	Literate	5th Pass	8th Pass	10th Pass	12th Pass	Graduate	Graduate Professional	Post Graduate	Doctorate	Others	Not Given	Total number of candidates analyzed
AAP	0	2	2	7	33	33	81	77	146	25	16	5	427
INC	0	2	3	7	23	45	114	90	139	33	5	1	462
BJP	0	3	6	8	43	43	106	82	98	30	7	0	426
BSP	6	17	20	43	81	78	82	58	91	11	14	0	501
SP	1	5	11	13	16	29	48	22	40	5	2	3	195
AITC	2	5	2	2	18	15	33	16	27	6	4	1	131
CPI(M)	0	1	1	3	8	11	23	16	23	6	1	0	93
JD(U)	3	2	5	5	13	14	19	12	9	8	2	1	93
CPI	1	1	4	6	8	4	16	16	11	0	1	0	68

Data in this Kit is presented in good faith, with an intention to inform voters. Candidates' affidavits obtained from the ECI website ([www.eci.nic.in](http://www.eci.nic.in)) with nomination papers is the source of this analysis.  
Website:-[www.adrindia.org](http://www.adrindia.org), [www.myneta.info](http://www.myneta.info)

Party	Illiterate	Literate	5th Pass	8th Pass	10th Pass	12th Pass	Graduate	Graduate Professional	Post Graduate	Doctorate	Others	Not Given	Total number of candidates analyzed
SHIV SENA	0	0	3	6	11	15	10	4	6	1	1	1	58
AIADMK	0	0	0	0	2	3	7	12	14	1	1	0	40
CPI(ML)L	0	8	7	9	14	10	14	9	8	1	2	0	82
DMK	0	0	0	0	2	1	5	10	13	0	2	2	35
NCP	0	0	1	2	6	4	11	3	5	2	1	0	35
JD(S)	0	1	0	1	1	3	11	10	6	0	0	0	33
YSRCP	0	0	1	1	4	5	9	4	11	3	0	0	38
RJD	0	1	0	1	3	4	8	4	3	3	1	1	29
TDP	1	0	0	0	5	8	6	3	6	1	0	0	30
BJD	0	0	0	0	1	1	8	3	6	1	1	0	21
JVM(P)	0	0	1	1	2	0	7	2	3	0	0	0	16
TRS	0	0	0	1	0	0	4	4	6	2	0	0	17
JMM	0	2	1	4	6	2	2	0	3	2	0	0	22
IND	63	150	246	361	604	482	484	254	364	42	71	61	3182
Others	33	92	97	188	340	338	384	201	343	41	46	26	2129
<b>Total</b>	<b>110</b>	<b>292</b>	<b>411</b>	<b>669</b>	<b>1244</b>	<b>1148</b>	<b>1492</b>	<b>912</b>	<b>1381</b>	<b>224</b>	<b>178</b>	<b>102</b>	<b>8163</b>

Table: Party-wise Education Details of Candidates

## Analysis Based on Age of Candidates

### Analysis based on age groups

Age Group	Number of Candidates Analyzed
Unknown	76
1-24	1
25-30	587
31-40	2033
41-50	2468
51-60	1707
61-70	1052
71-80	226
81-110	13
Total	8163

Table: Overall Age Report-Candidates

### Party Wise Age break up

Party	Unknown	25-35	36-45	46-55	56-65	66-75	76+	Total number of candidates analyzed
BSP	0	71	164	144	98	23	1	501
INC	0	25	93	114	148	73	9	462
BJP	2	18	76	132	139	48	11	426
AAP	4	63	129	98	104	26	3	427
SP	1	27	52	62	39	9	5	195
AITC	1	25	23	37	27	16	2	131
CPI(M)	0	3	17	26	33	12	2	93
CPI(ML)L	0	11	28	27	11	4	1	82
JD(U)	0	8	24	24	25	9	3	93
SHIV SENA	1	9	20	16	10	2	0	58
CPI	0	7	7	19	19	16	0	68


Data in this Kit is presented in good faith, with an intention to inform voters. Candidates' affidavits obtained from the ECI website ([www.eci.nic.in](http://www.eci.nic.in)) with nomination papers is the source of this analysis.  
 Website:-[www.adrindia.org](http://www.adrindia.org), [www.myneta.info](http://www.myneta.info)

Party	Unknown	25-35	36-45	46-55	56-65	66-75	76+	Total number of candidates analyzed
AIADMK	0	3	10	15	11	1	0	40
NCP	0	3	14	6	8	3	1	35
RPI(A)	0	14	13	11	5	1	0	44
YSRCP	0	4	14	11	8	1	0	38
JD(S)	0	0	5	13	11	3	1	33
TDP	0	2	4	9	12	3	0	30
DMK	0	2	3	11	8	11	0	35
RJD	0	1	6	8	8	6	0	29
JMM	1	3	3	8	6	1	0	22
TRS	0	1	1	8	7	0	0	17
BJD	0	3	4	7	4	3	0	21
AGP	0	0	2	1	7	2	0	12
JVM(P)	0	1	5	5	3	1	1	16
SAD	0	0	1	5	2	1	1	10
IND	49	733	1053	766	420	139	22	3182
Others	18	423	681	494	325	108	14	2063
<b>Total</b>	<b>77</b>	<b>1460</b>	<b>2452</b>	<b>2077</b>	<b>1498</b>	<b>522</b>	<b>77</b>	<b>8163</b>

Table: Party wise Age analysis of candidates

## Analysis Based on Gender

### Overall Gender Report



Men	7528
Women	631
Others	4
Total	8163

### Party Wise Gender Report

Party Name	Total candidates analyzed	Men	Women	Others	Percentage of women candidates
BSP	501	474	27	0	5%
INC	462	405	57	0	12%
AAP	427	374	53	0	12%
BJP	426	390	36	0	8%
Bahujan Mukti Party	233	225	8	0	3%

Data in this Kit is presented in good faith, with an intention to inform voters. Candidates' affidavits obtained from the ECI website ([www.eci.nic.in](http://www.eci.nic.in)) with nomination papers is the source of this analysis.  
Website:-[www.adrindia.org](http://www.adrindia.org), [www.myneta.info](http://www.myneta.info)

Party Name	Total candidates analyzed	Men	Women	Others	Percentage of women candidates
SP	195	169	26	0	13%
AITC	131	106	25	0	19%
JD(U)	93	88	5	0	5%
CPI(M)	93	83	10	0	11%
CPI(ML)L	82	74	8	0	10%
SUCI(C)	80	67	13	0	16%
CPI	68	62	6	0	9%
SHIV SENA	58	54	4	0	7%
RPI(A)	44	42	2	0	5%
CPI(ML) Red star	43	37	6	0	14%
AIADMK	40	36	4	0	10%
AIFB	39	38	1	0	3%
YSRCP	38	33	5	0	13%
DMK	35	33	2	0	6%
NCP	35	31	4	0	11%
JD(S)	33	29	4	0	12%
TDP	30	29	1	0	3%
Peace Party	51	48	3	0	6%
RJD	29	24	5	0	17%
Jai Samaikyandhra Party	27	24	3	0	11%
JMM	22	22	0	0	0%
BJD	21	19	2	0	10%
TRS	17	16	1	0	6%
JVM(P)	16	15	1	0	6%
AIUDF	18	18	0	0	0%

Data in this Kit is presented in good faith, with an intention to inform voters. Candidates' affidavits obtained from the ECI website ([www.eci.nic.in](http://www.eci.nic.in)) with nomination papers is the source of this analysis.  
Website:-[www.adrindia.org](http://www.adrindia.org), [www.myneta.info](http://www.myneta.info)

Party Name	Total candidates analyzed	Men	Women	Others	Percentage of women candidates
DMDK	14	14	0	0	0
AGP	12	11	1	0	8%
SAD	10	8	2	0	20%
INLD	10	9	1	0	10%
RLD	10	8	2	0	20%
MNS	10	10	0	0	0%
IND	3182	2987	191	4	6%
Others	1528	1416	112	0	7%
<b>Total</b>	<b>8163</b>	<b>7528</b>	<b>631</b>	<b>4</b>	<b>8%</b>

Table: Party Wise Women candidates

### Financial details of high asset candidates (> Rs 30 Crore)

.No.	Name	State	Constituency	Party Name	Movable Assets (Rs)	Immovable Assets (Rs)	Total Assets (Rs)	PAN Given
1	Nandan Nilekani	Karnataka	Bangalore South	INC	76,65,95,17,411	44,34,39,808	77,10,29,57,219 7710 Crore+	Y
2	Shamali Das	West Bengal	Jadavpur	IND	20,00,00,60,000*	0	20,00,00,60,000 2000 Crore+	Y
3	Shamali Das	West Bengal	Kolkata Dakshin	IND	20,00,00,60,000*	0	20,00,00,60,000 2000 Crore+	Y
4	Anil Kumar Sharma	Bihar	Jahanabad	JD(U)	8,16,70,03,720	33,18,00,000	8,49,88,03,720 849 Crore+	Y
5	Jayadev Galla	Andhra Pradesh	Guntur	TDP	5,92,12,78,671	90,93,02,690	6,83,05,81,361 683 Crore+	Y
6	Ayodhya Rami Reddy Alla	Andhra Pradesh	Narasaraopet	YSRCP	6,48,70,29,756	5,63,52,000	6,54,33,81,756 654 Crore+	Y
7	Konda Vishweshwar Reddy	Andhra Pradesh	Chevella	TRS	4,78,90,70,310	49,71,59,900	5,28,62,30,210 528 Crore+	Y

Data in this Kit is presented in good faith, with an intention to inform voters. Candidates' affidavits obtained from the ECI website ([www.eci.nic.in](http://www.eci.nic.in)) with nomination papers is the source of this analysis. Website:-[www.adrindia.org](http://www.adrindia.org), [www.myneta.info](http://www.myneta.info)

.No.	Name	State	Constituency	Party Name	Movable Assets (Rs)	Immovable Assets (Rs)	Total Assets (Rs)	PAN Given
8	Nama Nageswara Rao	Andhra Pradesh	Khammam	TDP	2,22,07,65,210	1,16,15,28,230	3,38,22,93,440 338 Crore+	Y
9	Naveen Jindal	Haryana	Kurukshetra	INC	2,99,42,59,000	8,88,95,000	3,08,31,54,000 308 Crore+	Y
10	Moni Kumar Subba	Assam	Tezpur	IND	1,60,29,11,197	1,46,46,23,940	3,06,75,35,137 306 Crore+	Y
11	Malook Nagar	Uttar Pradesh	Bijnor	BSP	66,50,00,000	2,23,12,00,000	2,89,62,00,000 289 Crore+	Y
12	Gokaraju Ganga Raju	Andhra Pradesh	Narsapuram	BJP	2,21,78,33,670	66,57,33,452	2,88,35,67,122 288 Crore+	Y
13	Vasantha Kumar H.	Tamil Nadu	Kanniyakumari	INC	98,90,86,803	1,86,87,00,000	2,85,77,86,803 285 Crore+	Y
14	Dr.Gaddam Vivekanand	Andhra Pradesh	Peddapalle	INC	61,00,63,056	2,05,52,29,925	2,66,52,92,981 266 Crore+	Y
15	Vakati Narayana Reddy	Andhra Pradesh	Nellore	INC	2,23,26,96,730	28,11,69,635	2,51,38,66,365 251 Crore+	Y
16	Butta Renuka	Andhra Pradesh	Kurnool	YSRCP	1,21,70,45,913	1,20,91,94,600	2,42,62,40,513 242 Crore+	Y
17	R. Prabhakara Reddy	Karnataka	Bangalore Rural	JD(S)	1,90,67,88,876	33,68,23,190	2,24,36,12,066 224 Crore+	Y
18	Kamal Nath	Madhya Pradesh	Chhindwara	INC	17,53,97,434	1,89,36,83,000	2,06,90,80,434 206 Crore+	Y
19	M. Shahid	Uttar Pradesh	Meerut	BSP	1,83,67,22,466	15,32,62,479	1,98,99,84,945 198 Crore+	Y
20	Patel Praful Manoharbai	Maharashtra	Bhandara-Gondiya	NCP	15,84,75,529	1,80,12,10,250	1,95,96,85,779 195 Crore+	Y
21	V. Bala Krishnan	Karnataka	Bangalore Central	AAP	1,80,52,01,824	8,90,51,695	1,89,42,53,519 189 Crore+	Y
22	Kanwar Singh Tanwar	Uttar Pradesh	Amroha	BJP	37,51,30,770	1,41,33,00,000	1,78,84,30,770 178 Crore+	Y
23	Deol Hema Malini Dharmendra	Uttar Pradesh	Mathura	BJP	13,65,52,180	1,64,54,63,440	1,78,20,15,620 178 Crore+	Y
24	Narendranath Chaganla	Andhra Pradesh	Medak	BJP	21,40,81,969	1,55,07,23,860	1,76,48,05,829 176 Crore+	Y

Data in this Kit is presented in good faith, with an intention to inform voters. Candidates' affidavits obtained from the ECI website ([www.eci.nic.in](http://www.eci.nic.in)) with nomination papers is the source of this analysis.  
Website:-[www.adrindia.org](http://www.adrindia.org), [www.myneta.info](http://www.myneta.info)

.No.	Name	State	Constituency	Party Name	Movable Assets (Rs)	Immovable Assets (Rs)	Total Assets (Rs)	PAN Given
25	H D Kumara Swamy	Karnataka	Chikballapur	JD(S)	1,28,40,37,370*	39,37,40,219*	1,67,77,77,589 167 Crore+	Y
26	Mala Rajya Laxmi Shah	Uttarakhand	Tehri Garhwal	BJP	22,31,09,875	1,43,90,00,000	1,66,21,09,875 166 Crore+	Y
27	Jain Manish Ishwarlal	Maharashtra	Raver	NCP	1,11,55,22,020	39,96,24,745	1,51,51,46,765 151 Crore+	Y
28	Uday Singh Urf Pappu Singh	Bihar	Purnia	BJP	34,25,12,961	1,12,38,51,764	1,46,63,64,725 146 Crore+	Y
29	Kulwant Singh	Punjab	Fatehgarh Sahib	SAD	1,17,94,19,704	21,66,99,170	1,39,61,18,874 139 Crore+	Y
30	Rajendra Prasad Koneru	Andhra Pradesh	Vijayawada	YSRCP	87,59,34,452	50,20,28,936	1,37,79,63,388 137 Crore+	Y
31	Pinaki Mishra	Orissa	Puri	BJD	15,12,91,203	1,21,97,00,000	1,37,09,91,203 137 Crore+	Y
32	Shatrughan Sinha	Bihar	Patna Sahib	BJP	14,90,60,219	1,16,83,45,742	1,31,74,05,961 131 Crore+	Y
33	Denis Siangshai	Meghalaya	Shillong	IND	1,14,70,195	1,27,55,55,262	1,28,70,25,457 128 Crore+	Y
34	Srinivas Kesineni	Andhra Pradesh	Vijayawada	TDP	90,73,12,218	37,68,10,451	1,28,41,22,669 128 Crore+	Y
35	Adala Prabhakara Reddy	Andhra Pradesh	Nellore	TDP	28,36,65,205	99,89,20,435	1,28,25,85,640 128 Crore+	Y
36	Tera Chinnapa Reddy	Andhra Pradesh	Nalgonda	TDP	41,39,14,186	85,59,01,203	1,26,98,15,389 126 Crore+	Y
37	Vanka Ravindranath S/O Satyanarayana	Andhra Pradesh	Narsapuram	YSRCP	1,16,98,93,495	9,80,13,750	1,26,79,07,245 126 Crore+	Y
38	Kunwar Devendra Singh Yadav	Uttar Pradesh	Etah	SP	12,94,93,869	1,12,04,77,928	1,24,99,71,797 124 Crore+	Y
39	Chandu Lal Meena	Rajasthan	Dausa	BSP	2,80,71,031*	1,19,05,00,000	1,21,85,71,031 121 Crore+	Y
40	Ambika Soni	Punjab	Anandpur Sahib	INC	15,41,98,473	1,02,58,37,500	1,18,00,35,973 118 Crore+	Y
41	Purushottam Choubey	Bihar	Bhagalpur	SP	1,15,13,93,030	50,00,000	1,15,63,93,030 115 Crore+	Y

Data in this Kit is presented in good faith, with an intention to inform voters. Candidates' affidavits obtained from the ECI website ([www.eci.nic.in](http://www.eci.nic.in)) with nomination papers is the source of this analysis. Website:-[www.adrindia.org](http://www.adrindia.org), [www.myneta.info](http://www.myneta.info)

.No.	Name	State	Constituency	Party Name	Movable Assets (Rs)	Immovable Assets (Rs)	Total Assets (Rs)	PAN Given
42	Kapil Sibal	National Capital Territory Of Delhi	Chandni Chowk	INC	13,38,80,216	1,01,08,67,000	1,14,47,47,216 114 Crore+	Y
43	Supriya Sule	Maharashtra	Baramati	NCP	96,43,60,296	17,47,30,555	1,13,90,90,851 113 Crore+	Y
44	Arun Jaitley	Punjab	Amritsar	BJP	37,32,16,000	75,70,00,000	1,13,02,16,000 113 Crore+	Y
45	Shruti Choudhry	Haryana	Bhiwani-Mahendragarh	INC	17,10,54,000	91,20,61,000	1,08,31,15,000 108 Crore+	Y
46	Harsimrat Kaur Badal	Punjab	Bathinda	SAD	46,71,75,285	61,44,89,625	1,08,16,64,910 108 Crore+	Y
47	Poonam Mahajan Alias Poonam Vajendla Rao	Maharashtra	Mumbai North Central	BJP	46,52,13,646	61,56,53,980	1,08,08,67,626 108 Crore+	Y
48	Shanmugam, A.C.	Tamil Nadu	Vellore	BJP	39,74,13,834	66,36,26,138	1,06,10,39,972 106 Crore+	Y
49	B.B.Patil	Andhra Pradesh	Zahirabad	TRS	8,15,23,039	94,16,50,000	1,02,31,73,039 102 Crore+	Y
50	Deshpande Prashanth	Karnataka	Uttara Kannada	INC	48,94,84,016	51,00,38,000	99,95,22,016 99 Crore+	Y
51	Tariq Hameed Karra	Jammu & Kashmir	Srinagar	JKPDP	45,56,436	98,00,00,000	98,45,56,436 98 Crore+	Y
52	Amar Singh	Uttar Pradesh	Fatehpur Sikri	RLD	63,74,80,498	32,93,69,300	96,68,49,798 96 Crore+	Y
53	Nasir Papulsab Bagwan	Karnataka	Belgaum	JD(S)	12,50,59,716*	83,72,38,150	96,22,97,866 96 Crore+	Y
54	Ramachandran, K.N. Thiru	Tamil Nadu	Sriperumbudur	AIADMK	59,42,21,057	34,25,00,000	93,67,21,057 93 Crore+	Y
55	Sri Praksh Jha	Bihar	Paschim Champaran	JD(U)	56,38,22,118	36,16,58,000	92,54,80,118 92 Crore+	Y
56	Nand Gopal Gupta Nandi	Uttar Pradesh	Allahabad	INC	58,32,64,000	29,84,50,000	88,17,14,000 88 Crore+	Y
57	Dr.Vishwajeet Patangrao Kadam	Maharashtra	Pune	INC	46,30,89,000	41,18,68,697	87,49,57,697 87 Crore+	Y
58	Preneet Kaur	Punjab	Patiala	INC	5,37,95,511	80,97,68,560	86,35,64,071 86 Crore+	Y

Data in this Kit is presented in good faith, with an intention to inform voters. Candidates' affidavits obtained from the ECI website ([www.eci.nic.in](http://www.eci.nic.in)) with nomination papers is the source of this analysis. Website:-[www.adrindia.org](http://www.adrindia.org), [www.myneta.info](http://www.myneta.info)

.No.	Name	State	Constituency	Party Name	Movable Assets (Rs)	Immovable Assets (Rs)	Total Assets (Rs)	PAN Given
59	Captain Amarinder Singh	Punjab	Amritsar	INC	5,37,95,511	80,97,68,560	86,35,64,071 86 Crore+	Y
60	D.K.Suresh	Karnataka	Bangalore Rural	INC	15,90,94,288	69,96,18,850	85,87,13,138 85 Crore+	Y
61	Arun Bhatia	Maharashtra	Pune	Peoples Guardian	2,45,15,000	81,80,00,000	84,25,15,000 84 Crore+	Y
62	Dhananjaya. H.H	Karnataka	Bangalore Central	IND	56,90,000	80,38,90,000	80,95,80,000 80 Crore+	Y
63	Nandini Alva	Karnataka	Bangalore Central	JD(S)	4,08,68,868	76,70,06,773	80,78,75,641 80 Crore+	Y
64	Paresh Dahyalal Rawal	Gujarat	Ahmedabad East	BJP	56,05,61,576	23,46,50,000	79,52,11,576 79 Crore+	Y
65	Balashowry Vallabhaneni	Andhra Pradesh	Guntur	YSRCP	42,54,34,785	36,85,83,020	79,40,17,805 79 Crore+	Y
66	Kuldeep Bishnoi	Haryana	Hisar	Haryana Janhit Congress (BL)	62,13,45,116	16,52,50,000	78,65,95,116 78 Crore+	Y
67	Jagathrakshakan, S. Thiru	Tamil Nadu	Sriperumbudur	DMK	15,47,71,455	62,56,82,000	78,04,53,455 78 Crore+	Y
68	Parivendar Pachamuthu, T.R.	Tamil Nadu	Perambalur	BJP	16,36,23,469	61,33,24,966	77,69,48,435 77 Crore+	Y
69	Patil Chandrakant Raghunath	Gujarat	Navsari	BJP	34,56,02,988	39,91,58,145	74,47,61,133 74 Crore+	Y
70	Nilufar Jamani	Karnataka	Tumkur	BSP	41,97,37,798	32,11,00,000	74,08,37,798 74 Crore+	Y
71	P. Balram	Andhra Pradesh	Mahabubabad	INC	84,46,536	72,86,98,405 *	73,71,44,941 73 Crore+	Y
72	Yarram Venkata Subbareddy	Andhra Pradesh	Ongole	YSRCP	22,22,69,164	51,31,82,384	73,54,51,548 73 Crore+	Y
73	Sukhbir Singh Jaunapuria	Rajasthan	Tonk-Sawai Madhopur	BJP	5,86,60,012	65,54,64,600	71,41,24,612 71 Crore+	Y
74	Shah Alam Alias Guddu Jamali	Uttar Pradesh	Azamgarh	BSP	63,73,88,903	6,55,30,000	70,29,18,903 70 Crore+	Y
75	A.Krishnappa	Karnataka	Tumkur	JD(S)	23,61,33,242	46,57,00,000	70,18,33,242 70 Crore+	Y

Data in this Kit is presented in good faith, with an intention to inform voters. Candidates' affidavits obtained from the ECI website ([www.eci.nic.in](http://www.eci.nic.in)) with nomination papers is the source of this analysis.  
Website:-[www.adrindia.org](http://www.adrindia.org), [www.myneta.info](http://www.myneta.info)

.No.	Name	State	Constituency	Party Name	Movable Assets (Rs)	Immovable Assets (Rs)	Total Assets (Rs)	PAN Given
76	Satyanarayan Patel	Madhya Pradesh	Indore	INC	3,27,00,401	66,64,95,660	69,91,96,061 69 Crore+	Y
77	Ashwini Kumar	Haryana	Karnal	BJP	46,15,34,135	23,71,04,000*	69,86,38,135 69 Crore+	Y
78	Siraj Uddin Ajmal	Assam	Barpeta	AIUDF	11,23,84,451	55,84,22,156	67,08,06,607 67 Crore+	Y
79	Vinod Khanna	Punjab	Gurdaspur	BJP	31,21,93,376	35,71,50,000	66,93,43,376 66 Crore+	Y
80	Komatireddy Rajgopal Reddy	Andhra Pradesh	Bhongir	INC	15,56,34,223*	51,14,60,910*	66,70,95,133 66 Crore+	Y
81	Barne Shrirang Chandu	Maharashtra	Maval	SHIV SENA	6,81,53,178	59,68,94,748	66,50,47,926 66 Crore+	Y
82	Radhakrishnan, C.P.	Tamil Nadu	Coimbatore	BJP	3,89,05,127	62,42,93,730	66,31,98,857 66 Crore+	Y
83	Sunjoy Hans	Orissa	Bhubaneswar	Aama Odisha Party	34,99,35,136	30,91,77,000	65,91,12,136 65 Crore+	Y
84	Anjana Udai Lal	Rajasthan	Jalore	INC	36,56,64,000	29,29,46,000	65,86,10,000 65 Crore+	Y
85	Gedela Krishna Rao	Andhra Pradesh	Visakhapatnam	IND	92,32,000	64,88,86,000	65,81,18,000 65 Crore+	Y
86	Dutt Priya Sunil	Maharashtra	Mumbai North Central	INC	5,20,63,802	60,30,30,000	65,50,93,802 65 Crore+	Y
87	Aaron Rashid, J.M.	Tamil Nadu	Theni	INC	17,31,06,532	47,65,26,411	64,96,32,943 64 Crore+	Y
88	Sudiip Ranjan Sen	West Bengal	Raiganj	SP	12,21,56,898	52,73,97,312	64,95,54,210 64 Crore+	Y
89	S S Mallikarjun	Karnataka	Davanagere	INC	33,06,86,120	31,49,51,879	64,56,37,999 64 Crore+	Y
90	Abu Farhan Azmi	Maharashtra	Mumbai North Central	SP	18,96,11,991	44,80,76,800	63,76,88,791 63 Crore+	Y
91	Annu Tandon	Uttar Pradesh	Unnao	INC	27,05,91,324	36,54,37,700	63,60,29,024 63 Crore+	Y
92	Tulla Veerender	Andhra Pradesh	Chevella	TDP	58,96,95,606	3,42,80,000	62,39,75,606 62 Crore+	Y

Data in this Kit is presented in good faith, with an intention to inform voters. Candidates' affidavits obtained from the ECI website ([www.eci.nic.in](http://www.eci.nic.in)) with nomination papers is the source of this analysis.  
Website:-[www.adrindia.org](http://www.adrindia.org), [www.myneta.info](http://www.myneta.info)

.No.	Name	State	Constituency	Party Name	Movable Assets (Rs)	Immovable Assets (Rs)	Total Assets (Rs)	PAN Given
93	Prabhu, R.	Tamil Nadu	Coimbatore	INC	18,86,83,080	42,08,14,000	60,94,97,080 60 Crore+	Y
94	Satish Kumar	Uttar Pradesh	Gautam Budhha Nagar	BSP	47,45,51,186	12,49,50,781	59,95,01,967 59 Crore+	Y
95	Karti P Chidambaram	Tamil Nadu	Sivaganga	INC	25,54,84,233	34,12,00,815	59,66,85,048 59 Crore+	Y
96	Rayapati Sambasiva Rao	Andhra Pradesh	Narasaraopet	TDP	52,22,50,093	7,35,88,000	59,58,38,093 59 Crore+	Y
97	Dr Jyoti Mirdha	Rajasthan	Nagaur	INC	30,54,30,796	27,72,46,008	58,26,76,804 58 Crore+	Y
98	Udasi Shivakumar Channabasappa	Karnataka	Haveri	BJP	38,33,63,958*	19,33,29,580*	57,66,93,538 57 Crore+	Y
99	Nawab Kazim Ali Khan	Uttar Pradesh	Rampur	INC	1,73,69,438	55,37,77,000	57,11,46,438 57 Crore+	Y
100	Sarubala R Thondaiman	Tamil Nadu	Tiruchirappalli	INC	2,26,39,978	54,81,32,454	57,07,72,432 57 Crore+	Y
101	Rabindra Kumar Jena	Orissa	Balasore	BJD	28,48,02,645	28,53,37,071	57,01,39,716 57 Crore+	Y
102	Adv. Jawahar Leonardo Dias	Goa	South Goa	Goemcarancho Otre Astro	42,23,740	56,00,00,000	56,42,23,740 56 Crore+	Y
103	Jayant Sinha	Jharkhand	Hazaribagh	BJP	43,44,33,261	12,23,21,318	55,67,54,579 55 Crore+	Y
104	Premchand Guddu	Madhya Pradesh	Ujjain	INC	24,01,94,495	29,50,18,780	53,52,13,275 53 Crore+	Y
105	Shinde Sarjerao Mahadev	Maharashtra	Mumbai South Central	IND	1,67,084*	53,50,14,710	53,51,81,794 53 Crore+	Y
106	Dev Raj Bhardwaj	Himachal Pradesh	Hamirpur	IND	21,30,100	51,00,00,000	51,21,30,100 51 Crore+	Y
107	Meera Ashish Sanyal	Maharashtra	Mumbai South	AAP	28,99,54,753	21,95,06,800	50,94,61,553 50 Crore+	Y
108	P Muniraju	Karnataka	Bangalore Rural	BJP	14,21,94,419	36,36,60,000	50,58,54,419 50 Crore+	Y
109	Amrishbhai Rasiklal Patel	Maharashtra	Dhule	INC	17,97,45,127	32,44,52,529	50,41,97,656 50 Crore+	Y

Data in this Kit is presented in good faith, with an intention to inform voters. Candidates' affidavits obtained from the ECI website ([www.eci.nic.in](http://www.eci.nic.in)) with nomination papers is the source of this analysis.  
Website:-[www.adrindia.org](http://www.adrindia.org), [www.myneta.info](http://www.myneta.info)

.No.	Name	State	Constituency	Party Name	Movable Assets (Rs)	Immovable Assets (Rs)	Total Assets (Rs)	PAN Given
110	Hemendra Chandra Singh	Orissa	Kandhamal	BJD	15,32,07,437*	35,07,00,000	50,39,07,437 50 Crore+	N
111	Ajaykumar Sarnaik	Karnataka	Bagalkot	INC	5,78,03,263	44,35,18,050	50,13,21,313 50 Crore+	Y
112	Navid Hasan Momin	Maharashtra	Bhiwandi	IND	1,57,500	50,00,00,000	50,01,57,500 50 Crore+	Y
113	Kammili Srinivas	Andhra Pradesh	Machilipatnam	Jai Samaikyandhra Party	10,45,00,000	39,48,99,880*	49,93,99,880 49 Crore+	N
114	Srinivasa Reddy Reddeppagari	Andhra Pradesh	Kadapa	TDP	17,92,49,545	31,82,93,866	49,75,43,411 49 Crore+	Y
115	Vincent H. Pala	Meghalaya	Shillong	INC	5,15,58,058	44,55,50,000	49,71,08,058 49 Crore+	Y
116	Kamat Gurudas Vasant	Maharashtra	Mumbai North West	INC	11,86,21,453	37,02,50,000	48,88,71,453 48 Crore+	Y
117	Ch.Malla Reddy	Andhra Pradesh	Malkajgiri	TDP	1,83,11,941	47,02,13,391	48,85,25,332 48 Crore+	Y
118	P.C. Mohan	Karnataka	Bangalore Central	BJP	26,45,17,399	21,12,79,600	47,57,96,999 47 Crore+	Y
119	B.N. Bachhegouda	Karnataka	Chikkballapur	BJP	5,93,28,512	41,59,00,000*	47,52,28,512 47 Crore+	Y
120	Mahesh Sharma	Uttar Pradesh	Gautam Budhha Nagar	BJP	20,96,40,897	26,41,56,648	47,37,97,545 47 Crore+	Y
121	Shyama Charan Gupta	Uttar Pradesh	Allahabad	BJP	28,08,51,707	19,20,00,000	47,28,51,707 47 Crore+	Y
122	Dr. Sangam Mishra	Uttar Pradesh	Kushi Nagar	BSP	3,93,79,052	42,60,27,907	46,54,06,959 46 Crore+	Y
123	Darisi Veera Venkata Pavan Kumar @ Darisi Pavana Kumar	Andhra Pradesh	Ongole	INC	1,78,29,120	44,65,00,000	46,43,29,120 46 Crore+	Y
124	Dhananjay Bhimrao Mahadik	Maharashtra	Kolhapur	NCP	17,93,78,000	26,95,04,000	44,88,82,000 44 Crore+	Y
125	Udaia Kumar Musuku	Andhra Pradesh	Guntur	Indian Christian Secular Party	22,61,46,239	21,64,78,677	44,26,24,916 44 Crore+	Y
126	Badruddin Ajmal	Assam	Dhubri	AIUDF	7,10,56,114	36,16,92,020	43,27,48,134 43 Crore+	Y

Data in this Kit is presented in good faith, with an intention to inform voters. Candidates' affidavits obtained from the ECI website ([www.eci.nic.in](http://www.eci.nic.in)) with nomination papers is the source of this analysis. Website:-[www.adrindia.org](http://www.adrindia.org), [www.myneta.info](http://www.myneta.info)

.No.	Name	State	Constituency	Party Name	Movable Assets (Rs)	Immovable Assets (Rs)	Total Assets (Rs)	PAN Given
127	Vivekkrishna Tankha	Madhya Pradesh	Jabalpur	INC	32,98,63,638	9,38,56,833	42,37,20,471 42 Crore+	Y
128	Upendra Ravidas	Bihar	Jamui	JMM	7,60,80,000*	34,52,00,000*	42,12,80,000 42 Crore+	Y
129	Manpreet Singh Badal S/O Gurdas Singh	Punjab	Bathinda	INC	1,78,12,879	40,33,27,258	42,11,40,137 42 Crore+	Y
130	Duddukunta Sreedhar Reddy	Andhra Pradesh	Hindupur	YSRCP	39,46,29,855	2,62,83,180	42,09,13,035 42 Crore+	Y
131	Suresh Angadi	Karnataka	Belgaum	BJP	14,42,85,533*	27,27,17,532*	41,70,03,065 41 Crore+	Y
132	Saurabh Narain Singh	Jharkhand	Hazaribagh	INC	3,04,67,002	38,50,39,980	41,55,06,982 41 Crore+	Y
133	Delkar Mohanbhai Sanjibhai	Dadra & Nagar Haveli	Dadra & Nagar Haveli	INC	3,62,19,478	37,83,94,000	41,46,13,478 41 Crore+	Y
134	Dhiraj Gurjar	Rajasthan	Jaipur Rural	SP	23,90,807	41,09,00,000	41,32,90,807 41 Crore+	Y
135	Deora Milind Murlu	Maharashtra	Mumbai South	INC	36,86,89,069	3,93,12,000	40,80,01,069 40 Crore+	Y
136	Pongalur Palanisamy.N	Tamil Nadu	Pollachi	DMK	20,47,06,230	20,21,00,000	40,68,06,230 40 Crore+	Y
137	Shri Chavan Ashokrao Shankarrao	Maharashtra	Nanded	INC	13,30,48,471	25,57,10,439	38,87,58,910 38 Crore+	Y
138	Mahabal Mishra	National Capital Territory Of Delhi	West Delhi	INC	5,35,76,286	33,46,50,000	38,82,26,286 38 Crore+	Y
139	Aasutosh Verma	Jharkhand	Giridih	AITC	7,10,78,136	31,37,50,000	38,48,28,136 38 Crore+	Y
140	Meira Kumar	Bihar	Sasaram	INC	2,28,33,459	36,19,17,850	38,47,51,309 38 Crore+	Y
141	Kuwar Harivansh Singh	Uttar Pradesh	Pratapgarh	Apna Dal	24,26,37,665	14,05,00,000	38,31,37,665 38 Crore+	Y
142	Munde Gopinathrao Pandurang	Maharashtra	Beed	BJP	13,60,71,990	24,40,00,900	38,00,72,890 38 Crore+	Y
143	Subhash Pandey	Uttar Pradesh	Jaunpur	BSP	7,73,34,910	30,12,19,195	37,85,54,105 37 Crore+	Y

Data in this Kit is presented in good faith, with an intention to inform voters. Candidates' affidavits obtained from the ECI website ([www.eci.nic.in](http://www.eci.nic.in)) with nomination papers is the source of this analysis. Website:-[www.adrindia.org](http://www.adrindia.org), [www.myneta.info](http://www.myneta.info)

.No.	Name	State	Constituency	Party Name	Movable Assets (Rs)	Immovable Assets (Rs)	Total Assets (Rs)	PAN Given
144	Maneka Sanjay Gandhi	Uttar Pradesh	Pilibhit	BJP	12,46,32,826	24,95,00,000	37,41,32,826 37 Crore+	Y
145	Prabhat Ranjan Das	Bihar	Darbhanga	AAP	24,46,42,463*	12,00,00,000*	36,46,42,463 36 Crore+	N
146	Kapil Moreshwar Patil	Maharashtra	Bhiwandi	BJP	8,46,83,456	27,90,75,375	36,37,58,831 36 Crore+	Y
147	Mekapati Rajamohan Reddy	Andhra Pradesh	Nellore	YSRCP	9,85,23,918	26,32,22,150	36,17,46,068 36 Crore+	Y
148	Dushyant Chautala	Haryana	Hisar	INLD	9,45,26,990	26,68,00,000	36,13,26,990 36 Crore+	Y
149	Deepender Singh	Haryana	Rohtak	INC	7,07,37,384	28,80,11,970	35,87,49,354 35 Crore+	Y
150	Feroze Varun Gandhi	Uttar Pradesh	Sultanpur	BJP	20,08,18,699	15,65,00,000	35,73,18,699 35 Crore+	Y
151	Boddu Venkata Ramana Chowdary	Andhra Pradesh	Rajahmundry	YSRCP	2,90,04,864	32,71,96,000	35,62,00,864 35 Crore+	Y
152	Jayasankar.C.R	Tamil Nadu	Cuddalore	DMDK	33,38,52,000	2,11,81,000	35,50,33,000 35 Crore+	Y
153	Saleem Iqbal Shervani	Uttar Pradesh	Aonla	INC	25,67,32,000	9,72,00,000	35,39,32,000 35 Crore+	Y
154	P P Choudhary	Rajasthan	Pali	BJP	2,33,97,467	33,01,06,000	35,35,03,467 35 Crore+	Y
155	Smt. Meenakshi Lekhi	National Capital Territory Of Delhi	New Delhi	BJP	7,09,16,470	27,90,00,000	34,99,16,470 34 Crore+	Y
156	Pratibha Singh	Himachal Pradesh	Mandi	INC	15,49,10,305	19,33,00,000	34,82,10,305 34 Crore+	Y
157	Robert Romawia Royte	Mizoram	Mizoram	IND	19,88,42,910*	14,76,57,000	34,64,99,910 34 Crore+	Y
158	Ponguleti Srinivasa Reddy	Andhra Pradesh	Khammam	YSRCP	4,32,50,516	30,29,00,000	34,61,50,516 34 Crore+	Y
159	Ameeta Singh	Uttar Pradesh	Sultanpur	INC	6,43,83,232	28,16,50,000	34,60,33,232 34 Crore+	Y
160	Meghe Sagar Dattatraya	Maharashtra	Wardha	INC	19,85,19,245	14,16,19,572	34,01,38,817 34 Crore+	Y

Data in this Kit is presented in good faith, with an intention to inform voters. Candidates' affidavits obtained from the ECI website ([www.eci.nic.in](http://www.eci.nic.in)) with nomination papers is the source of this analysis. Website:-[www.adrindia.org](http://www.adrindia.org), [www.myneta.info](http://www.myneta.info)

.No.	Name	State	Constituency	Party Name	Movable Assets (Rs)	Immovable Assets (Rs)	Total Assets (Rs)	PAN Given
161	Sudhish L K	Tamil Nadu	Salem	DMDK	3,93,77,206	29,97,81,953	33,91,59,159 33 Crore+	Y
162	Kashinath	Uttar Pradesh	Maharajganj	BSP	9,31,61,469	24,43,56,037	33,75,17,506 33 Crore+	Y
163	Kolsepatil Baban Gangadhar	Maharashtra	Ahmednagar	IND	3,61,59,952	30,10,00,000	33,71,59,952 33 Crore+	Y
164	Smt. Kirron Kher	Chandigarh	Chandigarh	BJP	12,34,26,427	21,19,17,444	33,53,43,871 33 Crore+	Y
165	Pawar Pradeepchandra Narayan	Maharashtra	Nashik	MNS	6,12,36,203	27,38,87,588	33,51,23,791 33 Crore+	Y
166	Kartar Singh Bhadana	Uttar Pradesh	Kairana	RLD	3,67,53,064	29,73,00,000	33,40,53,064 33 Crore+	Y
167	Zafar Alam	Uttar Pradesh	Aligarh	SP	3,34,58,000*	29,85,00,000	33,19,58,000 33 Crore+	Y
168	Jyotiraditya M. Scindia	Madhya Pradesh	Guna	INC	2,14,95,751	30,93,93,000	33,08,88,751 33 Crore+	Y
169	Kamlesh Kumar	Madhya Pradesh	Tikamgarh	INC	2,04,92,919	30,95,00,000	32,99,92,919 32 Crore+	Y
170	Dr. Pervez Ali Ahmed	Assam	Barpeta	AITC	20,33,90,738	12,45,05,000	32,78,95,738 32 Crore+	Y
171	R.Chakravarthi Raja Gopala Krishnan	Tamil Nadu	Tiruppur	AAP	29,25,000	32,30,00,000	32,59,25,000 32 Crore+	Y
172	Dhevanathan Yadav.T.	Tamil Nadu	Tirunelveli	Tamil Nadu Makkal Congress	16,53,14,544*	15,80,49,200	32,33,63,744 32 Crore+	Y
173	Arun Subhash Chandra Yadav	Madhya Pradesh	Khandwa	INC	13,29,94,870	18,53,09,400	31,83,04,270 31 Crore+	Y
174	Anuradha Sharma	Uttar Pradesh	Jhansi	BSP	9,35,66,402	22,28,00,000	31,63,66,402 31 Crore+	Y
175	Neiphiu Rio	Nagaland	Nagaland	NPF	15,49,07,264	16,09,27,000	31,58,34,264 31 Crore+	Y
176	Dr. Mohd. Ayub	Uttar Pradesh	Domariyaganj	Peace Party	23,29,58,342	8,18,62,500	31,48,20,842 31 Crore+	Y
177	Anbumani Ramadoss	Tamil Nadu	Dharmapuri	Pattali Makkal Katchi	5,21,84,951	26,21,93,500	31,43,78,451 31 Crore+	Y

Data in this Kit is presented in good faith, with an intention to inform voters. Candidates' affidavits obtained from the ECI website ([www.eci.nic.in](http://www.eci.nic.in)) with nomination papers is the source of this analysis.  
Website:-[www.adrindia.org](http://www.adrindia.org), [www.myneta.info](http://www.myneta.info)

.No.	Name	State	Constituency	Party Name	Movable Assets (Rs)	Immovable Assets (Rs)	Total Assets (Rs)	PAN Given
178	Sri Baijayant Panda	Orissa	Kendrapara	BJD	24,52,12,726	6,72,20,000	31,24,32,726 31 Crore+	Y
179	Ibrahim Syed	Andhra Pradesh	Mahbubnagar	IND	73,37,000	30,32,88,000	31,06,25,000 31 Crore+	Y
180	Rama Devi	Bihar	Sheohar	BJP	2,84,90,787	28,01,01,063	30,85,91,850 30 Crore+	Y
181	Chandresh Kumari	Rajasthan	Jodhpur	INC	2,44,37,242	28,33,85,044	30,78,22,286 30 Crore+	Y
182	Shazia Ilmi Malik	Uttar Pradesh	Ghaziabad	AAP	15,99,93,532	14,33,49,077	30,33,42,609 30 Crore+	Y

**Table: Financial details of high asset candidates (>Rs 30 crores)**

## Red Alert Constituencies

Red Alert constituencies are those constituencies which have 3 or more candidates with criminal cases.

S.No.	State	Constituency	Number of Candidates Analyzed	Number of Candidates with Criminal Charges	Parties whose candidates have criminal cases
1	Maharashtra	Raver	23	10	BSP, SP, AIFB, IND, IND, IND, IND, IND, NCP, Republican Party of India
2	Bihar	Vaishali	21	10	BSP, Bahujan Mukti Party, IND, IND, IND, JD(U), LJP, RJD, SUCI(C)
3	Jharkhand	Dhanbad	31	9	BJP, BSP, AITC, IND, IND, IND, IND, JVM(P), Marxist Co-Ordination
4	Maharashtra	Beed	37	9	BJP, IND, IND, IND, IND, IND, IND, NCP, Prabuddha Republican Party
5	Bihar	Jahanabad	15	8	BSP, AITC, CPI(ML)L, IND, JD(U), Krantikari Vikas Dal, Rashtriya Lok Samta Party, RJD
6	Bihar	Khagaria	13	7	AAP, IND, LJP, Lok Dal, Rashtriya Naujawan Dal, RJD
7	Maharashtra	Parbhani	17	7	BSP, CPI, IND, IND, IND, NCP, SHS
8	Bihar	Katihar	21	7	AAP, Bahujan Mukti Party, CPI(ML)L, IND, JD(U), NCP, Samajwadi Janata Party (Rashtriya)
9	Jharkhand	Ranchi	28	7	INC, AITC, CPI(ML)L, IND, IND, IND, Manav Mukti Morcha
10	Bihar	Bhagalpur	18	7	BSP, SP, Bharat Vikas Morcha, CPI(ML)L, IND, JD(U), RJD
11	Bihar	Purnia	17	7	BJP, INC, Bhartiya Jantantrik Janata Dal, CPI(ML)L, JD(U), Jharkhand Disom Party, JMM
12	Maharashtra	Wardha	21	7	BJP, BSP, Ambedkarwadi Republican Party, Bahujan Mukti Party, IND, IND, IND
13	Tamil Nadu	Kanniyakumari	25	7	INC, AAP, AIADMK, CPI(M), CPI(ML)L, IND, IND
14	Maharashtra	Ahmednagar	13	7	BJP, AAP, Bahujan Mukti Party, IND, IND, IND, NCP
15	Bihar	Karakat	15	7	AAP, Bahujan Mukti Party, CPI(ML)L, JD(U), Rashtra Sewa Dal, Rashtriya Lok Samta Party, RJD
16	Kerala	Thrissur	14	7	BJP, INC, CPI, CPI(ML) Red star, IND, IND, SDPI
17	Bihar	Muzaffarpur	29	7	BSP, Bajjikanchal Vikas Party, CPI(ML)L, IND, IND, JD(U), SUCI(C)
18	Uttar Pradesh	Kanpur	21	6	BJP, SP, Akhil Bharatiya Ashok Sena, Nagrik Ekta Party, Nav Bharat Democratic Party, Peace Party
19	Maharashtra	Pune	29	6	BJP, AAP, IND, IND, MNS, Peoples Guardian
20	Bihar	Araria	13	6	BJP, CPI(ML)L, IND, Janta Dal Rashtravadi, JD(U), RJD
21	Bihar	Nawada	17	6	BJP, IND, JD(U), Moolniwasi Samaj Party, Rajnaitik Vikalp Party, RJD
22	Kerala	Attingal	16	6	INC, BSP, CPI(M), IND, IND, SDPI

Data in this Kit is presented in good faith, with an intention to inform voters. Candidates' affidavits obtained from the ECI website ([www.eci.nic.in](http://www.eci.nic.in)) with nomination papers is the source of this analysis.  
Website:-[www.adrindia.org](http://www.adrindia.org), [www.myneta.info](http://www.myneta.info)

S.No.	State	Constituency	Number of Candidates Analyzed	Number of Candidates with Criminal Charges	Parties whose candidates have criminal cases
23	Maharashtra	Kalyan	18	6	BSP, Ambedkarite Party of India, IND, IND, NCP, Republican Bahujan Sena
24	Kerala	Pathanamthitta	16	6	BSP, IND, IND, IND, SDPI, Social Action Party
25	Tamil Nadu	Ramanathapuram	31	6	INC, Desiya Forward Bloc, IND, IND, IND, SDPI
26	Tamil Nadu	Virudhunagar	26	6	INC, BSP, CPI(M), CPI(ML) Red Star, IND
27	Punjab	Ludhiana	22	6	AIFB, IND, IND, IND, IND, JD(U)
28	Uttar Pradesh	Phulpur	15	6	BJP, BSP, SP, AAP, Bahujan Mukti Party
29	Maharashtra	Madha	21	6	Bahujan Mukti Party, Hindusthan Praja Paksha, IND, IND, IND, NCP
30	Jharkhand	Godda	16	6	BJP, INC, Bahujan Mukti Party, CPI(ML)L, JVM(P), Samata Party
31	Madhya Pradesh	Khandwa	14	6	INC, BSP, AAP, Akhil Bhartiya Vikas Congress Party, Bahujan Mukti Party, Samata Party
32	Bihar	Sheohar	15	6	BJP, BSP, SP, JD(U), RJD
33	Uttar Pradesh	Varanasi	42	6	INC, BSP, SP, AAP, Agar Jan Party, IND
34	Puducherry	Pondicherry	30	6	DMK, IND, IND, IND, Pattali Makkal Katchi, Samata Party
35	Jharkhand	Hazaribagh	20	6	INC, AAP, AIFB, AJSUP, CPI, IND
36	Uttar Pradesh	Sant Kabir Nagar	25	6	SP, IND, IND, Most Backward Classes Of India, Suheldev Bhartiya Samaj Party
37	Bihar	Ujiarpur	19	6	BJP, BSP, CPI(M), CPI(ML)L, Rashtriya Krantikari Samajwadi Party, RJD
38	West Bengal	Purulia	12	6	BJP, INC, AIFB, JMM, JVM(P), SUCI(C)
39	Uttar Pradesh	Ghaziabad	15	5	BJP, INC, AAP, IND, IND
40	Maharashtra	Jalna	22	5	BJP, INC, BSP, SP, IND
41	Madhya Pradesh	Bhopal	28	5	INC, SP, AAP, CPI(ML) Red Star, Samata Samadhan Party
42	Uttar Pradesh	Amroha	15	5	BSP, New All India Congress Party, Peace Party, RLD, SHS
43	Maharashtra	Kolhapur	15	5	AAP, Bharipa Bahujan Mahasangh, IND, NCP, Peasants And Workers Party of India
44	Kerala	Kollam	10	5	CPI(M), IND, IND, Revolutionary Socialist Party, SDPI
45	Karnataka	Bangalore Central	26	5	BJP, INC, IND, IND, JD(S)
46	Bihar	Saran	11	5	BJP, IND, Jai Maha Bharath Party, RJD
47	Andhra Pradesh	Amalapuram	14	5	INC, BSP, IND, Jai Samaikyandhra Party, Yuvajana Sramika Rythu Congress Party
48	Gujarat	Mahesana	14	5	BSP, Bahujan Mukti Party, IND, IND
49	Orissa	Kalahandi	15	5	INC, Aama Odisha Party, AAP, Samata Kranti Dal, Samruddha Odisha

Data in this Kit is presented in good faith, with an intention to inform voters. Candidates' affidavits obtained from the ECI website ([www.eci.nic.in](http://www.eci.nic.in)) with nomination papers is the source of this analysis.  
Website:-[www.adrindia.org](http://www.adrindia.org), [www.myneta.info](http://www.myneta.info)

S.No.	State	Constituency	Number of Candidates Analyzed	Number of Candidates with Criminal Charges	Parties whose candidates have criminal cases
50	Uttar Pradesh	Lucknow	28	5	INC, Bahujan Kranti Party (Marxwad-Ambedkarwad), IND, IND, Nagrik Ekta Party
51	Maharashtra	Mumbai South Central	21	5	SP, IND, IND, MNS, SHS
52	Maharashtra	Yavatmal-Washim	26	5	INC, SP, IND, MNS, SHS
53	Bihar	Madhubani	11	5	BSP, CPI(ML)L, Jai Prakash Janata Dal, JD(U), RJD
54	Andhra Pradesh	Secunderabad	30	5	BJP, BSP, Akhil Bharatiya Muslim League (Secular), IND, Yuvajana Sramika Rythu Congress Party
55	Tamil Nadu	Mayiladuthurai	19	5	BSP, AIADMK, IND, Pattali Makkal Katchi
56	Uttar Pradesh	Ambedkar Nagar	12	5	INC, BSP, AAP, Bahujan Mukti Party, CPI(ML)L
57	Maharashtra	Satara	16	5	IND, IND, IND, IND, RPI(A)
58	Kerala	Thiruvananthapuram	20	5	CPI, IND, SDPI, SHS, Socialist Republican Party
59	Uttar Pradesh	Saharanpur	14	5	INC, SP, AAP, IND, IND
60	Bihar	Maharajganj	10	5	BJP, AAP, IND, JD(U), RJD
61	Bihar	Valmiki Nagar	14	5	BJP, CPI(ML)L, IND, JD(U), JMM
62	Kerala	Kasaragod	12	5	INC, CPI(M), IND, IND, SDPI
63	Gujarat	Jamnagar	25	5	BSP, IND, IND, IND, Rashtriya Kormi Ekta Party
64	Andhra Pradesh	Kadapa	14	5	AIFB, Ambedkar National Congress, IND, Yuvajana Sramika Rythu Congress Party
65	Uttar Pradesh	Maharajganj	23	5	INC, BSP, SP, AAP, IND
66	Gujarat	Amreli	14	5	BJP, INC, AAP, IND, JD(U)
67	Maharashtra	Mumbai North	21	5	BJP, INC, SP, Bharipa Bahujan Mahasangh, IND
68	Maharashtra	Nashik	14	5	BSP, IND, MNS, NCP, SHS
69	Bihar	Samastipur	12	5	INC, CPI(M), LJP, Rashtriya Krantikari Samajwadi Party, Samajwadi Janata Party (Rashtriya)
70	Andhra Pradesh	Peddapalle	17	5	INC, BSP, IND, IND, TRS
71	Bihar	Pataliputra	20	5	BJP, CPI(ML)L, IND, RJD, Sankhyanupati Bhagidari Party
72	Jharkhand	Giridih	17	5	BSP, AJSUP, JD(U), JMM, JVM(P)
73	Tamil Nadu	Theni	23	5	BSP, IND, IND, IND
74	Punjab	Khadoor Sahib	17	5	IND, IND, IND, Shiromani Akali Dal (Amritsar)(Simranjit Singh)
75	Uttar Pradesh	Kheri	11	5	BJP, BSP, SP, CPI(ML)L, Peace Party
76	Uttar Pradesh	Pratapgarh	15	5	INC, SP, Apna Dal, Bahujan Mukti Party, SHS

Data in this Kit is presented in good faith, with an intention to inform voters. Candidates' affidavits obtained from the ECI website ([www.eci.nic.in](http://www.eci.nic.in)) with nomination papers is the source of this analysis.  
Website:-[www.adrindia.org](http://www.adrindia.org), [www.myneta.info](http://www.myneta.info)

S.No.	State	Constituency	Number of Candidates Analyzed	Number of Candidates with Criminal Charges	Parties whose candidates have criminal cases
77	Bihar	Patna Sahib	19	5	BJP, Bahujan Mukti Party, IND, Krantikari Vikas Dal, Samajwadi Janata Party (Rashtriya)
78	Bihar	Paschim Champaran	12	5	BJP, BSP, CPI(ML)L, IND, JD(U)
79	Tamil Nadu	Madurai	31	5	Desiya Forward Bloc, DMDK, DMK, IND, IND
80	Jharkhand	Palamau	13	5	AITC, CPI(ML)L, JD(U), JVM(P), RJD
81	Uttar Pradesh	Jaunpur	21	5	AAP, IND, Pragatisheel Manav Samaj Party, Rashtriya Ulama Council, Samyak Parivartan Party
82	Maharashtra	Chandrapur	17	5	BJP, AAP, Bahujan Mukti Party, IND, IND
83	Gujarat	Valsad	10	5	INC, AAP, CPI(ML)L, Hindustan Janta Party
84	Maharashtra	Mumbai North East	19	5	BJP, BSP, AAP, NCP, Prabuddha Republican Party
85	Jharkhand	Singhbhum	12	5	BJP, AIFB, Jai Bharat Samanta Party, Jharkhand Disom Party, JVM(P)
86	Tamil Nadu	Tenkasi	18	5	CPI, CPI(ML) Red Star, IND
87	Maharashtra	Hingoli	21	5	Bharipa Bahujan Mahasangh, CPI(M), IND, JD(U), SHS
88	Tamil Nadu	Thoothukkudi	14	5	BSP, AAP, CPI, DMK
89	National Capital Territory Of Delhi	South Delhi	19	5	BJP, BSP, IND, IND, IND
90	Uttar Pradesh	Agra	15	5	BJP, INC, BSP, IND, JD(U)
91	Andhra Pradesh	Rajahmundry	14	5	INC, IND, Jai Samaikyandhra Party, TDP
92	Bihar	Gopalganj	14	5	BJP, INC, BSP, CPI(ML)L, IND
93	Uttar Pradesh	Azamgarh	18	5	BJP, AAP, IND, IND, Rashtriya Ulama Council
94	Uttar Pradesh	Ghazipur	17	5	INC, BSP, CPI(ML)L, IND, Naitik Party
95	Gujarat	Rajkot	14	4	INC, BSP, IND, RPI(A)
96	Uttar Pradesh	Banda	13	4	BJP, INC, BSP, SP
97	Madhya Pradesh	Balaghat	16	4	BSP, SP, Bahujan Mukti Party, IND
98	Uttar Pradesh	Unnao	21	4	BJP, INC, BSP, SP
99	Maharashtra	Mumbai South	20	4	CPI, IND, MNS, SHS
100	Karnataka	Belgaum	15	4	BJP, IND, IND, IND
101	Punjab	Bathinda	29	4	CPI(ML)L, IND, Nav Bharat Democratic Party
102	Goa	South Goa	12	4	AITC, CPI, Goemcarancho Otrec Astro, IND
103	Andhra Pradesh	Khammam	27	4	CPI, IND, TDP, TRS
104	Tamil Nadu	Tirunelveli	26	4	IND, IND, SDPI, Tamil Nadu Makkal Congress

Data in this Kit is presented in good faith, with an intention to inform voters. Candidates' affidavits obtained from the ECI website ([www.eci.nic.in](http://www.eci.nic.in)) with nomination papers is the source of this analysis. Website:-[www.adrindia.org](http://www.adrindia.org), [www.myneta.info](http://www.myneta.info)

S.No.	State	Constituency	Number of Candidates Analyzed	Number of Candidates with Criminal Charges	Parties whose candidates have criminal cases
105	Orissa	Balasore	10	4	BJP, BSP, AITC, CPI
106	Chhattisgarh	Durg	24	4	CPI(ML) Red Star, IND, IND, JD(U)
107	Uttar Pradesh	Akbarpur	18	4	INC, BSP, SP, JD(U)
108	Uttar Pradesh	Farrukhabad	22	4	BSP, SP, IND, IND
109	Maharashtra	Amravati	19	4	IND, IND, NCP, SHS
110	Bihar	Banka	17	4	BJP, BSP, CPI, RJD
111	Andhra Pradesh	Mahbubnagar	9	4	BJP, IND, TRS, Yuvajana Sramika Rythu Congress Party
112	Gujarat	Ahmedabad East	14	4	INC, BSP, JD(U), Vishva Hindustani Sangathan
113	Jharkhand	Chatra	19	4	SP, AJSUP, CPI(ML)L, Jharkhand Party
114	Uttar Pradesh	Shrawasti	14	4	INC, SP, IND, Peace Party
115	Uttarakhand	Hardwar	24	4	BJP, BSP, Akhil Bharatiya Muslim League (Secular), Poorvanchal Rashtriya Congress
116	Bihar	Siwan	13	4	BJP, BSP, CPI(ML)L, JD(U)
117	Uttar Pradesh	Ghosi	18	4	INC, BSP, Janvadi Party(Socialist)
118	Uttar Pradesh	Salempur	13	4	INC, BSP, CPI(ML)L, Suheldev Bhartiya Samaj Party
119	Jharkhand	Kodarma	19	4	SP, AAP, JD(U), Jharkhand Vikas Dal
120	Karnataka	Koppal	16	4	BJP, BSP, SP, CPI(ML) Red star
121	Bihar	Arrah	12	4	BSP, CPI(ML)L, IND, RJD
122	Tamil Nadu	Tiruchirappalli	29	4	AAP, DMK, IND, Samata Party
123	Chhattisgarh	Korba	24	4	SP, AAP, GGP, IND
124	Rajasthan	Dausa	14	4	INC, BSP, IND, National Peoples Party
125	Maharashtra	Nagpur	33	4	BJP, IND, IND, IND
126	Haryana	Kurukshetra	22	4	INC, IND, IND, Indian Bahujan Sandesh Party (Kanshiram)
127	Andhra Pradesh	Nandyal	14	4	IND, IND, TDP, Yuvajana Sramika Rythu Congress Party
128	Uttar Pradesh	Gorakhpur	15	4	BJP, INC, BSP, Peace Party
129	Maharashtra	Bhiwandi	13	4	INC, Bahujan Mukti Party, IND, MNS
130	Karnataka	Dharwad	17	4	BJP, INC, IND, IND
131	Uttar Pradesh	Mohanlalganj	18	4	BJP, BSP, SP, IND
132	National Capital Territory Of Delhi	North East Delhi	23	4	Agar Jan Party, IND, Rashtriya Ekta Party, SHS
133	Bihar	Darbhangha	15	4	BJP, BSP, CPI(M), IND

Data in this Kit is presented in good faith, with an intention to inform voters. Candidates' affidavits obtained from the ECI website ([www.eci.nic.in](http://www.eci.nic.in)) with nomination papers is the source of this analysis. Website:-[www.adrindia.org](http://www.adrindia.org), [www.myneta.info](http://www.myneta.info)

S.No.	State	Constituency	Number of Candidates Analyzed	Number of Candidates with Criminal Charges	Parties whose candidates have criminal cases
134	Karnataka	Bellary	12	4	BJP, CPI(ML)L, JD(S), Pyramid Party of India
135	Madhya Pradesh	Sagar	10	4	BJP, INC, AAP, IND
136	Uttar Pradesh	Gonda	15	4	INC, BSP, Peace Party, SHS
137	Uttar Pradesh	Bijnor	12	4	BJP, SP, Bharatiya Momin Front, IND
138	National Capital Territory Of Delhi	West Delhi	17	4	BJP, INC, IND, SHS
139	Chhattisgarh	Raipur	35	4	INC, AAP, IND, IND
140	Kerala	Kannur	11	4	BJP, INC, CPI(M), SDPI
141	Kerala	Chalakyudy	13	4	BJP, SDPI, SHS, Welfare Party Of India
142	Andhra Pradesh	Hyderabad	16	4	All India Majlis-E-Ittehadul Muslimeen, IND, IND
143	Bihar	Aurangabad	13	4	BJP, BSP, Bahujan Mukti Party, Shoshit Samaj Dal
144	Bihar	Hajipur	15	4	INC, SP, AIFB, LJP
145	Bihar	Sitamarhi	19	4	BSP, AAP, IND, JD(U)
146	Andhra Pradesh	Kakinada	22	4	CPI(ML)L, IND, Jai Samaikyandhra Party, Republican Paksha (Khoripa)
147	Uttar Pradesh	Chandauli	21	4	SP, AITC, CPI(ML)L
148	Gujarat	Porbandar	14	4	BJP, IND, IND, NCP
149	Uttar Pradesh	Meerut	13	4	BJP, AAP, Bahujan Mukti Party, IND
150	Kerala	Palakkad	14	4	BJP, CPI(M), IND, SDPI
151	Bihar	Jhanjharpur	19	4	AAP, IND, RJD, VANCHITSAMAJ INSAAF PARTY
152	Orissa	Dhenkanal	12	4	BJP, INC, BJD, SUCI(C)
153	Uttar Pradesh	Bahraich	10	4	BJP, INC, SP, AAP
154	Maharashtra	Maval	19	4	AAP, IND, Peasants And Workers Party of India, SHS
155	Bihar	Supaul	12	4	BJP, INC, CPI(ML)L, Samajwadi Janata Party (Rashtriya)
156	Orissa	Kandhamal	8	4	BJP, AAP, BJD, IND
157	Madhya Pradesh	Mandsour	14	4	INC, AAP, Bahujan Sangharshh Dal, IND
158	Uttar Pradesh	Bareilly	13	4	INC, BSP, IND, IND
159	Kerala	Alappuzha	13	4	CPI(M), IND, Revolutionary Socialist Party of Kerala (B), SDPI
160	West Bengal	Jhargram	13	4	IND, IND, Jharkhand Disom Party, Jharkhand Party (Naren)
161	Uttar Pradesh	Robertsganj	14	4	INC, BSP, CPI(ML)L, IND
162	Andaman & Nicobar Islands	Andaman & Nicobar Islands	15	3	BJP, SP, AITC

Data in this Kit is presented in good faith, with an intention to inform voters. Candidates' affidavits obtained from the ECI website ([www.eci.nic.in](http://www.eci.nic.in)) with nomination papers is the source of this analysis. Website:-[www.adrindia.org](http://www.adrindia.org), [www.myneta.info](http://www.myneta.info)

S.No.	State	Constituency	Number of Candidates Analyzed	Number of Candidates with Criminal Charges	Parties whose candidates have criminal cases
163	Karnataka	Chikkodi	12	3	IND, JD(S), NCP
164	Kerala	Alathur	12	3	BSP, IND, IND
165	Bihar	Munger	13	3	Bahujan Mukti Party, IND, JD(U)
166	Tamil Nadu	Krishnagiri	15	3	INC, AIADMK, Pattali Makkal Katchi
167	Jharkhand	Jamshedpur	14	3	AAP, Amra Bangalee, JVM(P)
168	Uttar Pradesh	Nagina	13	3	BSP, AAP, Bahujan Mukti Party
169	Andhra Pradesh	Malkajgiri	30	3	INC, IND, TRS
170	Uttar Pradesh	Allahabad	23	3	INC, BSP, IND
171	Tripura	Tripura West	13	3	CPI(M), IND, Indigenous Peoples Front of Tripura
172	National Capital Territory Of Delhi	East Delhi	23	3	BJP, BSP, IND
173	Bihar	Kishanganj	10	3	INC, IUML, JD(U)
174	Madhya Pradesh	Ratlam	10	3	INC, CPI(M), IND
175	West Bengal	Balurghat	12	3	BJP, AIUDF, IND
176	Gujarat	Gandhinagar	18	3	BJP, INC, IND
177	Andhra Pradesh	Hindupur	12	3	INC, IND, TDP
178	Andhra Pradesh	Machilipatnam	11	3	IND, IND, Yuvajana Sramika Rythu Congress Party
179	Andhra Pradesh	Vijayawada	20	3	BSP, TDP, Yuvajana Sramika Rythu Congress Party
180	Himachal Pradesh	Shimla	7	3	SP, AAP, CPI(M)
181	Uttar Pradesh	Lalganj	14	3	BJP, SP, Rashtriya Ulama Council
182	Maharashtra	Aurangabad	27	3	INC, SP, SHS
183	Uttar Pradesh	Gautam Budhha Nagar	24	3	INC, BSP, IND
184	Madhya Pradesh	Satna	13	3	BJP, INC, AAP
185	Maharashtra	Thane	26	3	IND, MNS, SHS
186	Maharashtra	Ramtek	23	3	INC, SP, SHS
187	Andhra Pradesh	Bhongir	13	3	All India Majlis-E-Ittehadul Muslimeen, IND
188	Bihar	Begusarai	12	3	Bahujan Mukti Party, CPI, RJD
189	Bihar	Madhepura	12	3	BJP, Bahujan Mukti Party, RJD
190	Tamil Nadu	Dindigul	18	3	BSP, CPI(M), IND
191	Gujarat	Surendranagar	17	3	BJP, Bahujan Mukti Party, IND
192	Bihar	Nalanda	22	3	Bharat Bhrashtachar Mitao Party, CPI(ML)L, IND

Data in this Kit is presented in good faith, with an intention to inform voters. Candidates' affidavits obtained from the ECI website ([www.eci.nic.in](http://www.eci.nic.in)) with nomination papers is the source of this analysis.  
Website:-[www.adrindia.org](http://www.adrindia.org), [www.myneta.info](http://www.myneta.info)

S.No.	State	Constituency	Number of Candidates Analyzed	Number of Candidates with Criminal Charges	Parties whose candidates have criminal cases
193	Jharkhand	Khunti	13	3	AAP, AJSUP, Jharkhand Party
194	Madhya Pradesh	Damoh	10	3	BSP, AAP, IND
195	Madhya Pradesh	Morena	17	3	INC, BSP, IND
196	Uttar Pradesh	Faizabad	11	3	BJP, BSP, SP
197	Tamil Nadu	Viluppuram	20	3	BSP, CPI(M), IND
198	Uttar Pradesh	Muzaffarnagar	19	3	BJP, BSP, SP
199	Kerala	Malappuram	9	3	IND, IUML, SDPI
200	Andhra Pradesh	Adilabad	8	3	IND, IND, TDP
201	West Bengal	Coochbehar	12	3	AIFB, IND, SUCI(C)
202	Andhra Pradesh	Medak	13	3	BJP, IND, TRS
203	Gujarat	Banaskantha	14	3	BSP, IND, IND
204	Andhra Pradesh	Anakapalle	8	3	BSP, TDP, Yuvajana Sramika Rythu Congress Party
205	Andhra Pradesh	Nellore	14	3	IND, Jai Samaikyandhra Party, Yuvajana Sramika Rythu Congress Party
206	West Bengal	Tamluk	10	3	BJP, AITC, CPI(M)
207	Uttar Pradesh	Kairana	11	3	BJP, SP, RLD
208	Uttar Pradesh	Jhansi	15	3	BJP, INC, SP
209	Tamil Nadu	Sriperumbudur	21	3	INC, IND, IND
210	Madhya Pradesh	Guna	11	3	BJP, IND, IND
211	Maharashtra	Shirur	14	3	MNS, NCP, SHS
212	Lakshadweep	Lakshadweep	6	3	SP, CPI, NCP
213	Jharkhand	Rajmahal	11	3	CPI(M), JMM, JVM(P)
214	Madhya Pradesh	Khargone	8	3	INC, AAP, CPI
215	Assam	Gauhati	18	3	IND, IND, IND
216	Gujarat	Junagadh	8	3	BJP, INC, IND
217	Andhra Pradesh	Narasaraopet	11	3	BSP, TDP, Yuvajana Sramika Rythu Congress Party
218	Andhra Pradesh	Narsapuram	14	3	BJP, Jai Samaikyandhra Party, Republican Paksha (Khoripa)
219	Uttar Pradesh	Mirzapur	23	3	INC, SP, Apna Dal
220	West Bengal	Kolkata Uttar	18	3	BJP, AITC, IND
221	Karnataka	Bijapur	14	3	BJP, INC, IND
222	Maharashtra	Dhule	19	3	INC, IND, IND
223	Gujarat	Anand	15	3	BJP, Bahujan Mukti Party, IND

Data in this Kit is presented in good faith, with an intention to inform voters. Candidates' affidavits obtained from the ECI website ([www.eci.nic.in](http://www.eci.nic.in)) with nomination papers is the source of this analysis.  
Website:-[www.adrindia.org](http://www.adrindia.org), [www.myneta.info](http://www.myneta.info)

S.No.	State	Constituency	Number of Candidates Analyzed	Number of Candidates with Criminal Charges	Parties whose candidates have criminal cases
224	Kerala	Idukki	15	3	INC, IND, IND
225	Gujarat	Panchmahal	12	3	BJP, IND, IND
226	Orissa	Sundargarh	11	3	BJP, BSP, IND
227	Tamil Nadu	Salem	25	3	DMDK, IND, IND
228	Maharashtra	Jalgaon	20	3	Bahujan Mukti Party, IND, NCP
229	Punjab	Amritsar	23	3	INC, IND, IND
230	Andhra Pradesh	Karimnagar	17	3	INC, IND, RPI(A)
231	Tamil Nadu	Arani	19	3	INC, DMK, IND
232	Tamil Nadu	Perambalur	21	3	BJP, INC, IND
233	Himachal Pradesh	Mandi	9	3	BSP, AAP, CPI(M)
234	Uttar Pradesh	Kaiserganj	14	3	BJP, SP
235	Maharashtra	Osmanabad	26	3	BSP, NCP, SHS
236	Kerala	Mavelikkara	9	3	BJP, INC, CPI
237	Kerala	Wayanad	13	3	CPI, CPI(ML) Red star, IND
238	Tamil Nadu	Tiruppur	26	3	INC, AIADMK, DMDK
239	Maharashtra	Akola	7	3	BJP, INC, Bharipa Bahujan Mahasangh
240	Andhra Pradesh	Warangal	12	3	BJP, INC, TRS
241	Karnataka	Bidar	24	3	INC, Ambedkar National Congress, Bahujan Mukti Party
242	Haryana	Hisar	41	3	Haryana Janhit Congress (BL), IND, IND
243	National Capital Territory Of Delhi	New Delhi	29	3	INC, IND, IND
244	Uttar Pradesh	Kushi Nagar	14	3	SP, Peace Party, Socialist Party (India)
245	West Bengal	Basirhat	9	3	INC, AITC, AIUDF

**Table: Red Alert Constituencies**

## 1. Know your Neta on Mobile

### SMS

To get information on candidates/MP/MLA from your constituency, send SMS

**MYNETA <PINCODE>**

*(Example: MYNETA PINCODE)*

or

**MYNETA <Constituency name>**

*(Example: MYNETA KURUKSHETRA)*

On 9246556070 (normal SMS charges applicable) or 56070 (charges Rs. 2-3)

**Sample response:** Candidates for KURUKSHETRA, (1) Naveen Jindal INC: Criminal Cases-2, Asset Rs 308.31 Crore, Liability: Rs 4.91 Crore, Edu: Post Graduate. (2) Rajkumar Saini BJP: Criminal Cases-0, Asset Rs 13.28 Crore, Liability: Rs 2.32 Crore, Edu: Graduate.

**Dial \*325\*35# (free service)**

Facebook users can get information on their candidates/MP/MLA on GSM mobiles

**Step 1→**

Dial **\*325\*35#**

**Step 2→**

Reply with **option 4 (“Know Your Neta”)**

**Step 3→**

Reply with **PINCODE (or Constituency name)**

**Step 4→**

Reply with **option 1 (for Candidate 1)**

**Or**

Reply with **option 2 (for Candidate 2)**

**Or**

Reply with **option 3 (for Candidate 3)**

**Sample response:**

NAVEEN JINDAL (INC)

Criminal Cases: Yes

Assets: Rs 308.31 crores

Education: Post graduate

## **2. Know your Neta on Toll-free Helpline**

Dial Toll-free no: **1-800-110-440**

Information given: Criminal records, Assets, Liabilities and Education Qualifications.

*[Only during Day/Hours of operation: Mon-Fri (10 am – 6pm)]*

## **3. Know your Neta on our Websites**

To get information on candidates/MP/MLA from your constituency, visit

1. [www.myneta.info](http://www.myneta.info) (search for candidates/MP/MLA or constituency)  
or
2. [www.adrindia.org](http://www.adrindia.org) (visit Election watch page of your state for reports about candidates/MP/MLA)

## **4. Join us on Social-Media**

1. [www.facebook.com/adr.new](https://www.facebook.com/adr.new)
2. [www.twitter.com/adrspeaks](https://www.twitter.com/adrspeaks)

## Contact Details

### National Election Watch/Association for Democratic Reforms:

<b>Media and Journalist Helpline</b>  +91 80103 94248  Email: adr@adrindia.org	<b>Mr Anil Verma</b>  Head  National Election Watch,  Association for Democratic Reforms  011 4165 4200,  +91 88264 79910  adr@adrindia.org,  anilverma@adrindia.org	<b>Prof Jagdeep Chhokar</b>  IIM Ahmedabad (Retd.)  Founder Member,  National Election Watch, Association for Democratic  Reforms  +91 99996 20944  jchhokar@gmail.com	<b>Prof Trilochan Sastry</b>  IIM Bangalore  Founder Member,  National Election Watch,  Association for Democratic Reforms  +91 94483 53285  trilochans@iimb.ernet.in
--	--	---	---

## DISCLAIMER

All information about candidates, in this report has been taken from the affidavits filed by Candidates with their nomination papers and submitted to the Election Commission (EC). **ADR does not add or subtract any information, unless the EC changes the data. In particular, no unverified information from any other source is used.** Copies of affidavits were obtained from the ECI's website (<http://affidavitarchive.nic.in/DynamicAffidavitDisplay/FrmElectionAffidavit.aspx>). While all efforts have been made to ensure that the information is in keeping with what is mentioned in the affidavits, in case of discrepancy between information in this report and that given in the affidavits, the information reported in the affidavits filed by Candidates should be treated as correct. Association for Democratic Reforms, National Election Watch and their volunteers are not responsible or liable for any damage arising directly or indirectly from the publication of this report.