

**Date: 05-08-2015**

# **Analysis of Funds Collected and Expenditure Incurred by National and Regional Political Parties of Bihar - Lok Sabha 2004, 2009 & 2014**

**A REPORT BY  
ASSOCIATION FOR DEMOCRATIC REFORMS  
&  
BIHAR ELECTION WATCH**

Bihar Election Watch  
Mr. Rajiv Kumar  
+91 9631976889  
[rajivkumar\\_patna@rediffmail.com](mailto:rajivkumar_patna@rediffmail.com)

Association for Democratic Reforms  
T-95A, I floor, C.L. House, Gautam Nagar  
New Delhi – 110 049  
Email: [adr@adrindia.org](mailto:adr@adrindia.org); Phone: 011-4165 4200

## Executive Summary

- Political parties are required to submit a statement of election expenditure to the Election Commission within 90 days of completion of General Elections.
- The expenditure statement contains details of the **total amount received as funds in the form of cash, cheques and demand drafts and the total amount spent under various heads.**
- The expenditure statement **contains information on the amount spent on the following heads** at the state, district and constituency levels by the party:
  - Publicity
  - Travel expenses
  - Expenditure towards candidates
  - Other expenses
- Political parties submit these statements providing information of **funds collected and spent between announcement and completion of elections.** This period could be between 3 weeks to 3 months based on the notification issued by the Election Commission.
- The focus of this report is the expenditure of National and Regional Parties of **Bihar** during Lok Sabha 2014 and analyses the funds received and expenditure incurred by the Political Parties from all over India, **during the election period of 73 days (05-03-2014 to 16-05-2014).**

### Recognised parties which contested Lok Sabha elections from Bihar

- 26<sup>th</sup> August, 2014 was the last date of filing of election expenditure statements of National Parties** which was 90 days from 28<sup>th</sup> May on which the election results were declared.
- The six National Parties which contested from Bihar in Lok Sabha elections were **BJP, BSP, CPI, CPM, INC and NCP** while a total of eleven state recognised parties contested in the Lok Sabha elections from Bihar. They were **AAP, AIFB, AITC, IUML, JDU, JKNPP, JMM, LJP, RJD, SHS and SP.**
- The **ECI** sent **two reminder letters** to **AAP** asking for statements of elections expenditure of the party to the Lok Sabha elections and sent a notice on 17<sup>th</sup> March, 2015 after which the party submitted the details.
- Similarly, the **ECI** sent **two reminder letters** to **JMM** asking for election expenditure statements of the party and sent a final notice to the party on 17<sup>th</sup> March, '15 after which the party submitted the required details.

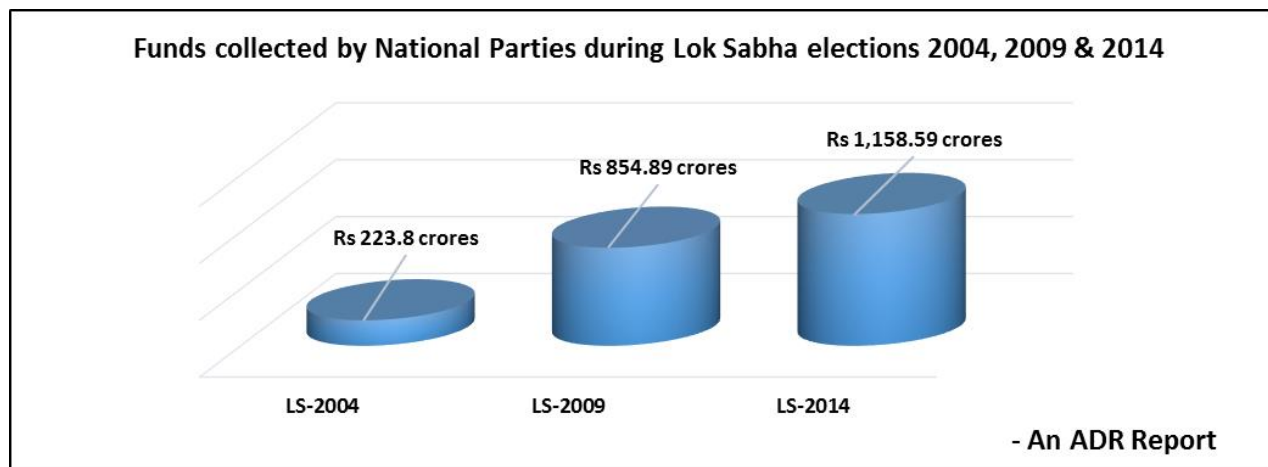
Political parties which contested from Bihar during Lok Sabha elections, 2014	
National Parties	
Party Name (code)	Availability of election expenditure statements
Bharatiya Janata Party (BJP)	Yes
Bahujan Samaj Party (BSP)	Yes
Communist Party of India (CPI)	Yes
Communist Party of India (Marxist) (CPM)	Yes
Indian National Congress (INC)	Yes
Nationalist Congress Party (NCP)	Yes
Regional Parties	
Aam Aadmi Party (AAP)	Yes
All India Forward Block (AIFB)	Yes
All India Trinamool Congress (AITC)	Yes
Indian Union Muslim League (IUML)	Yes
Janata Dal (United) (JDU)	Yes

Political parties which contested from Bihar during Lok Sabha elections, 2014	
Regional Parties	
Jammu and Kashmir National Panthers' Party (JKNPP)	Yes
Jharkhand Mukti Morcha (JMM)	Yes
Lok Jan Shakti Party (LJP)	Yes
Rashtriya Janata Dal (RJD)	Yes
Shiv Sena (SHS)	Yes
Samajwadi Party (SP)	Yes

Table: Availability of statements of election expenditure of National and Regional Parties which contested from Bihar during Lok Sabha elections, 2014

#### Funds collected by National Parties during the Lok Sabha elections:

- Total funds collected by the **National Parties**, in cash, cheque/DD or in kind, during **Lok Sabha** elections held in **2004** was Rs 223.80 crores while during Lok Sabha 2009 elections, it **increased by 282%**, to **Rs 854.89 crores**.
- The total funds collected by the National Parties during Lok Sabha 2014 elections **increased by 35.53%**, to **Rs 1158.59 crores** from Rs 854.89 crores during Lok Sabha 2009.
- Over a period of 10 years, the funds collected by National Parties during Lok Sabha elections increased by 418%.**



#### Funds collected by Regional Parties of Bihar during the Lok Sabha elections:

- A total of 8 Regional Parties out of 11 considered in this report contested as recognised parties in all the three Lok Sabha elections. They are AIFB, AITC, JKNPP, JDU, JMM, RJD, Shiv Sena and SP.
- Total funds collected by these 8 Regional Parties, in cash, cheque/DD or in kind, during **Lok Sabha** elections held in **2004** was **Rs 14.72 crores** while during Lok Sabha 2009 elections **increased by 173%**, to **Rs 40.19 crores** and to **Rs 121.08 crores** during Lok Sabha elections, 2014.
- Over a period of 10 years, the funds collected by the 8 Regional Parties during Lok Sabha elections increased by 723%.**

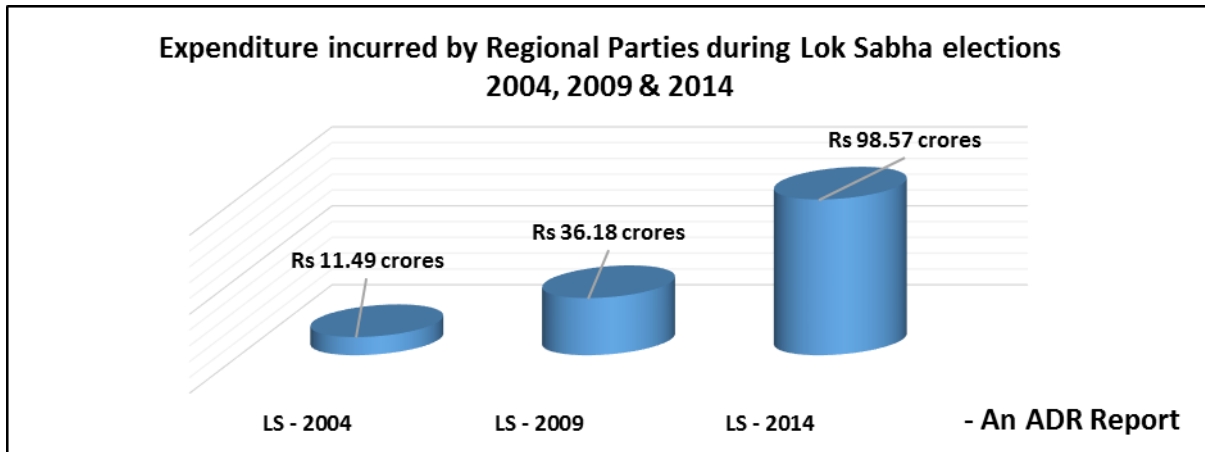
#### Expenditure incurred by National Parties during the Lok Sabha elections:

- Total expenditure incurred by the National Parties, in cash or cheque/DD, during **Lok Sabha** elections held in **2004** was Rs 269.42 crores while during Lok Sabha 2009 elections, it **increased by 225%**, to **Rs 875.81 crores**.
- The total expenditure of the National Parties during Lok Sabha 2014 elections **increased by 49.43%**, to **Rs 1308.75 crores** from Rs 875.81 crores during Lok Sabha 2009.

- Over a period of 10 years, the expenditure incurred by National Parties during Lok Sabha elections increased by 386%.

#### Expenditure incurred by Regional Parties during the Lok Sabha elections:

- 8 Regional Parties contested in all three Lok Sabha elections, as mentioned earlier. Total expenditure incurred by them during Lok Sabha elections held in 2004 was **Rs 11.49 crores** while during Lok Sabha 2009 elections, it increased by 215%, to **Rs 36.18 crores** and in 2014, it rose to **Rs 98.57 crores**.
- Over a period of 10 years, the expenditure incurred by the 8 Regional Parties during Lok Sabha elections increased by 758%.

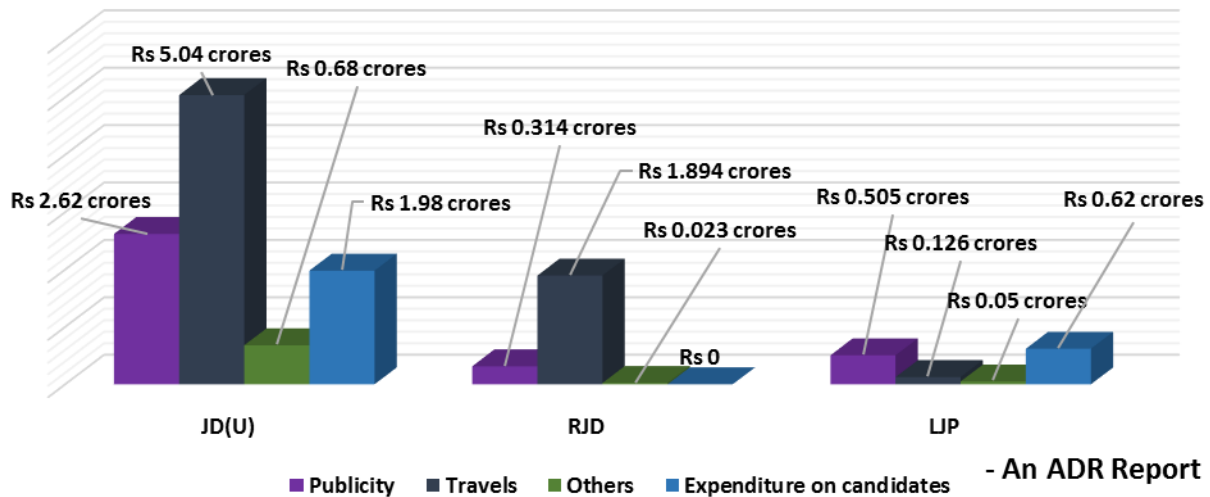


Graph: Expenditure incurred by Regional Political Parties during Lok Sabha elections held in 2004, 2009 and 2014

#### Expenditure of Political Parties under various heads during Lok Sabha elections, 2014:

- The main heads under which political parties declare their expenses are **publicity, travel, other/ miscellaneous expenses and expenditure on candidates**.
- BJP** declared spending **Rs 463.17 crores on publicity** while **INC** spent **Rs 346.41 crores**, **NCP** – Rs 30.98 crores, **BSP** – Rs 12.75 crores, **CPM** – Rs 4.94 crores and **CPI** – Rs 0.72 crores.
- BJP** declared an equal amount of **expenditure on candidates** as that incurred on travel during Lok Sabha 2014 elections. The party spent **Rs 159.81 crores on its candidates** while **INC** spent **Rs 96.70 crores on its candidates**.
- Among the **Regional Parties of Bihar**, **JD(U)** declared spending **Rs 2.62 crores on publicity** while **RJD** spent **Rs 31 lakhs**, and **LJP** – Rs 50.5 lakhs.
- JD(U)**'s maximum election expenditure was on **travel** of the party's star campaigners, leaders and workers. The party declared **Rs 5.04 crores** spent on travel while **RJD** declared **Rs 1.89 crores** of expenditure on travel.
- RJD** declared that the party incurred **no expenditure on candidates** while **JD(U)** spent **Rs 1.98 crores on candidates** and **LJP** spent **Rs 62 lakhs on candidates**.

### Expenditure of Regional Parties under various heads - Lok Sabha 2014

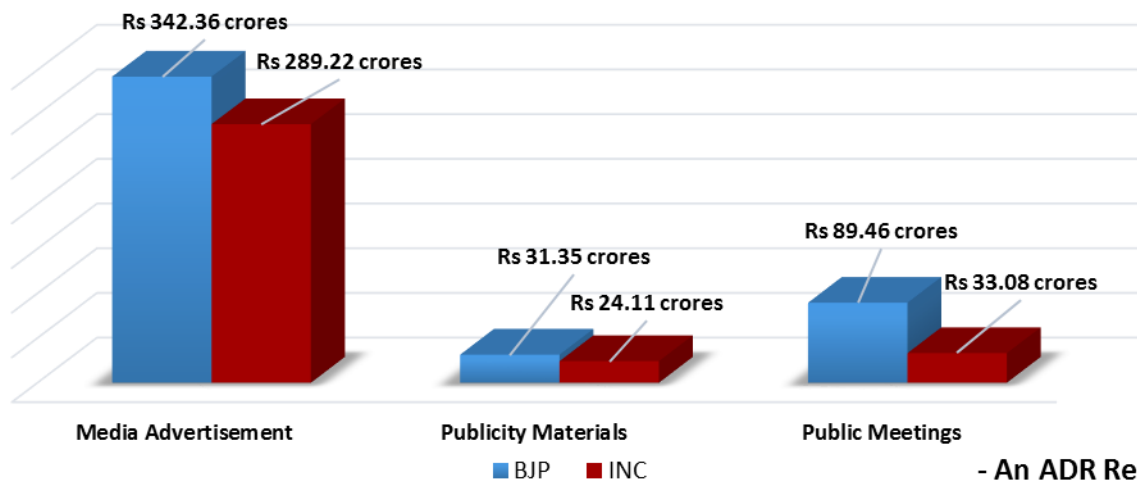


Graph: Expenditure of Regional Parties under various heads during Lok Sabha Elections, 2014

### Expenditure of Political Parties on Publicity during Lok Sabha elections, 2014:

- National Parties collectively spent **Rs 661.26 crores** (or **76.98%**) on **media advertisement**, **Rs 126.94 crores** (or **14.78%**) on **public meetings** and **Rs 70.77 crores** (or **8.24%**) on **publicity materials** during Lok Sabha Elections, 2014.
- BJP** spent the maximum amount of **Rs 342.36 crores** on **media advertisement** followed by **Rs 89.56 crores** on **public meetings** and **Rs 31.35 crores** on **publicity materials**.
- INC** spent the maximum amount of **Rs 289.22 crores** on **media advertisement** followed by **Rs 33.08 crores** on **public meetings** and **Rs 24.11 crores** on **publicity materials**.
- Among the Regional Parties, **JD(U)** spent **Rs 2.20 crores** on **media advertisement** and **Rs 42 lakhs** on **publicity materials**. The party has declared that **no expenditure** was incurred on **public meetings** during Lok Sabha elections, 2014.

### Comparison of expenditure on publicity between BJP and INC, Lok Sabha 2014



Graph: Comparison of expenditure on publicity between BJP and INC, Lok Sabha Elections 2014

## Detailed Report

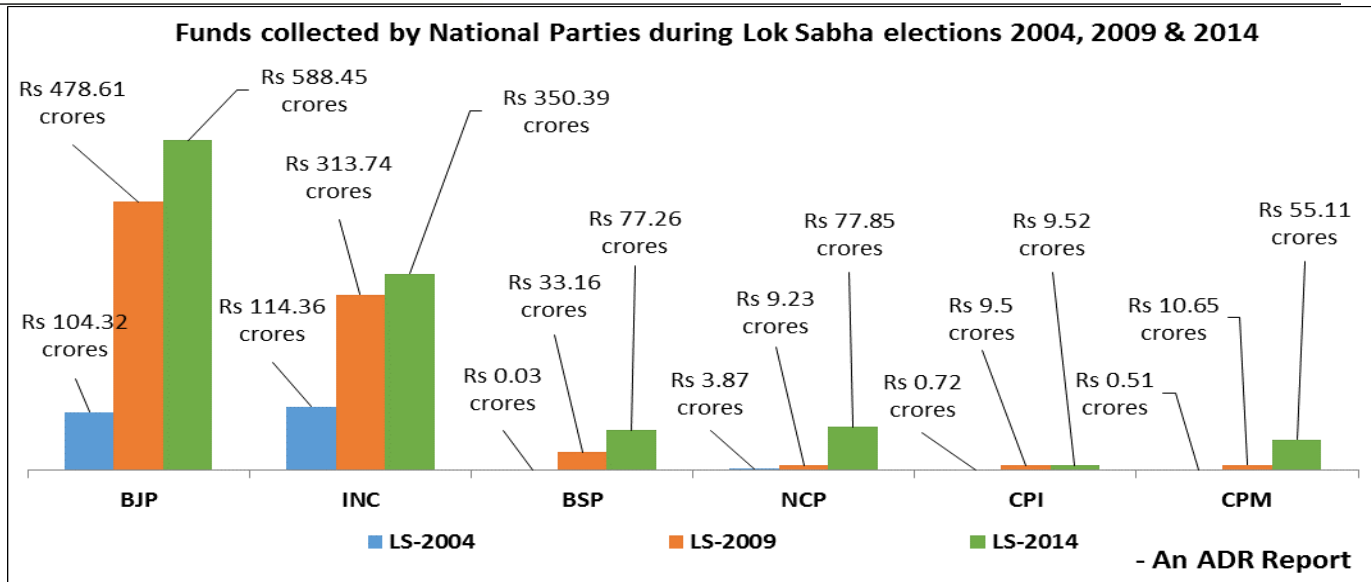
### Recognised parties which contested Lok Sabha elections from Bihar

- **13<sup>th</sup> August, 2014 was the last date of filing of election expenditure statements of National Parties** which was 90 days from 16<sup>th</sup> May on which the election results were declared.
- The six National Parties which contested from Bihar in Lok Sabha elections were **BJP, BSP, CPI, CPM, INC and NCP** while a total of eleven state recognised parties contested in the Lok Sabha elections from Bihar. They were **AAP, AIFB, AITC, IUML, JDU, JKNPP, JMM, LJP, RJD, SHS and SP**.
- The **ECI sent two reminder letters to AAP** asking for statements of elections expenditure of the party to the Lok Sabha elections and sent a notice on 17<sup>th</sup> March, 2015 after which the party submitted the details.
- Similarly, the **ECI sent two reminder letters to JMM** asking for election expenditure statements of the party and sent a final notice to the party on 17<sup>th</sup> March, '15 after which the party submitted the required details.
- Based on the information available on the website of the Election Commission of India, the ECI received the expenditure statements of **INC on 22<sup>nd</sup> Dec,'14, BJP on 12<sup>th</sup> Jan,'15, BSP on 8<sup>th</sup> Aug,'14, NCP on 22<sup>nd</sup> Aug,'14, CPI on 27<sup>th</sup> Oct,'14 and CPM's expenditure statements on 25<sup>th</sup> Aug,'14**.
- It is to be noted that while BJP, BSP, NCP, CPI and CPM submitted their expenditure statements with details of only **Lok Sabha elections, 2014**, the expenditure statement of **INC included details of elections to Andhra Pradesh, Arunachal Pradesh, Sikkim and Odisha Assemblies**. As the details were not segregated by INC, the information is **taken as is submitted by the party**.
- Similarly, for **Lok Sabha elections, 2004**, the expenditure statements of **BSP, CPI and CPM** contained details of expenditure incurred during Andhra Pradesh, Karnataka, Odisha and Sikkim Assembly Elections. The complete information as submitted by the National Parties have been taken into consideration during the preparation of this report.

### Funds collected by National Parties during Lok Sabha elections

- The funds declared as collected by political parties were **collected between the date of announcement of elections and the date of completion of elections: 73 days (05-03-2014 to 16-05-2014)**.
- Total funds collected by the **National Parties**, in cash, cheque/DD or in kind, during **Lok Sabha elections held in 2004** was Rs 223.80 crores while during Lok Sabha 2009 elections **increased by 282%, to Rs 854.89 crores**.
- The total funds collected by the National Parties during Lok Sabha 2014 elections **increased by 35.53%, to Rs 1158.59 crores** from Rs 854.89 crores during Lok Sabha 2009.
- **Over a period of 10 years, the funds collected by National Parties during Lok Sabha elections increased by 418%.**

National Party	Lok Sabha elections - 2004	Lok Sabha elections - 2009	Lok Sabha elections - 2014	Total funds collected
BJP	104.32	478.61	588.45	<b>Rs 1,171.38 crores</b>
INC	114.36	313.74	350.39	<b>Rs 778.49 crores</b>
BSP	0.03	33.16	77.26	<b>Rs 110.45 crores</b>
NCP	3.87	9.23	77.85	<b>Rs 90.95 crores</b>
CPI	0.72	9.5	9.52	<b>Rs 19.74 crores</b>
CPM	0.5	10.65	55.12	<b>Rs 66.27 crores</b>
<b>Grand Total</b>	<b>Rs 223.8 crores</b>	<b>Rs 854.89 crores</b>	<b>Rs 1158.59 crores</b>	<b>Rs 2237.28 crores</b>



Graph: Funds collected by National Parties during Lok Sabha Elections, 2004, 2009 and 2014

### Funds collected by Regional Parties during Lok Sabha elections

- A total of 8 Regional Parties out of 11 considered in this report contested as recognised parties in all the three Lok Sabha elections. They are AIFB, AITC, JKNPP, JDU, JMM, RJD, Shiv Sena and SP.
- Total funds collected by these 8 Regional Parties, in cash, cheque/DD or in kind, during Lok Sabha elections held in **2004** was **Rs 14.72 crores** while during Lok Sabha 2009 elections **increased by 173%**, to **Rs 40.19 crores** and to **Rs 121.08 crores** during Lok Sabha elections, 2014.
- Over a period of 10 years, the funds collected by the 8 Regional Parties during Lok Sabha elections increased by 723%.**
- It is to be noted that AIFB and J&KNPP have declared that the parties did not collect any funds during the election period of Lok Sabha 2014.
- RJD** declared the least amount of funds collected during **Lok Sabha elections, 2014** among all the parties considered for this report.

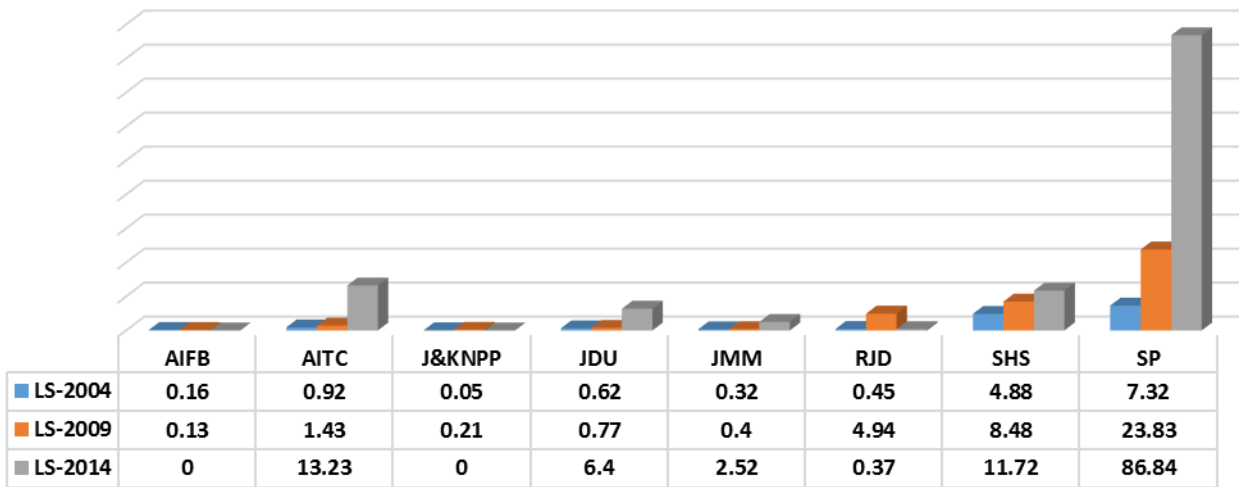
Regional Party	Lok Sabha elections - 2004	Lok Sabha elections -2009	Lok Sabha elections -2014	Total funds collected
AAP	Party formed on 26th November, 2012		51.68	Rs 51.68 crores
AIFB	0.16	0.13	0	Rs 0.29 crores
AITC	0.92	1.43	13.23	Rs 15.58 crores
IUML	Did not contest	Not recognised	1.53	Rs 1.53 crores
J&KNPP	0.05	0.21	0	Rs 0.26 crores
JDU	0.62	0.77	6.40	Rs 7.79 crores
JMM	0.32	0.40	2.52	Rs 3.24 crores
LJP	Not recognised	0.86	1.44	Rs 2.30 crores
RJD	0.45	4.94	0.37	Rs 5.76 crores
SHS	4.88	8.48	11.72	Rs 25.08 crores
SP	7.32	23.83	86.84	Rs 117.99 crores
Grand Total	Rs 14.72 crores	Rs 41.05 crores	Rs 175.73 crores	Rs 231.50 crores

Table: Funds collected by Regional Parties of Bihar during Lok Sabha Elections, 2004, 2009 and 2014

Source of the data in this report is the Election Expenditure statements submitted by the Political Parties to the Election Commission of India (ECI) and can be accessed from <http://goo.gl/MyH84e>



### Funds collected by Regional Parties - Lok Sabha 2004, 2009 & 2014 (Rs in crores)



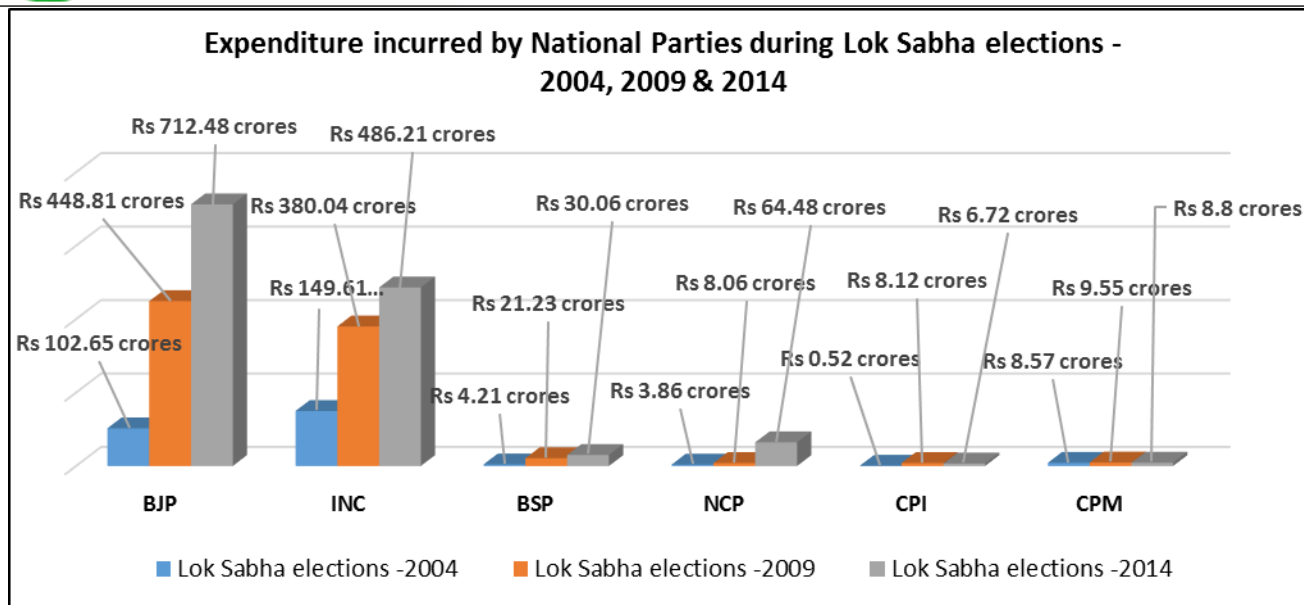
Graph: Funds collected by Regional Parties of Bihar during Lok Sabha Elections, 2004, 2009 and 2014

### Expenditure incurred by National Parties during Lok Sabha elections

- Total expenditure incurred by the National Parties, in cash or cheque/DD, during **Lok Sabha** elections held in **2004** was Rs 269.42 crores while during Lok Sabha 2009 elections **increased by 225%**, to **Rs 875.81 crores**
- The total expenditure of the National Parties during Lok Sabha 2014 elections **increased by 49.43%**, to **Rs 1308.75 crores** from Rs 875.81 crores during Lok Sabha 2009.
- **Over a period of 10 years, the expenditure incurred by National Parties during Lok Sabha elections increased by 386%.**

National Party	Lok Sabha elections - 2004	Lok Sabha elections - 2009	Lok Sabha elections - 2014	Total expenditure
BJP	102.65	448.81	712.48	<b>Rs 1263.94 crores</b>
INC	149.61	380.04	486.21	<b>Rs 1015.86 crores</b>
BSP	4.21	21.23	30.06	<b>Rs 55.5 crores</b>
NCP	3.86	8.06	64.48	<b>Rs 76.4 crores</b>
CPI	0.52	8.12	6.72	<b>Rs 15.36 crores</b>
CPM	8.57	9.55	8.8	<b>Rs 26.92 crores</b>
<b>Grand Total</b>	<b>Rs 269.42 crores</b>	<b>Rs 875.81 crores</b>	<b>Rs 1308.75 crores</b>	<b>Rs 2453.98 crores</b>





Graph: Expenditure incurred of National Parties during Lok Sabha Elections, 2004, 2009 and 2014

#### Expenditure incurred by Regional Parties during the Lok Sabha elections

- 8 Regional Parties contested in all three Lok Sabha elections, as mentioned earlier. Total expenditure incurred by them during Lok Sabha elections held in 2004 was **Rs 11.49 crores** while during Lok Sabha 2009 elections, it **increased by 215%**, to **Rs 36.18 crores** and in 2014, it rose to Rs 98.57 crores.
- Over a period of 10 years, the expenditure incurred by the 8 Regional Parties during Lok Sabha elections increased by 758%.**
- It is to be noted that J&KNPP has declared that the party incurred no expenditure during Lok Sabha elections, 2014 while IUML declared the least expenditure of **Rs 20 lakhs** during Lok Sabha elections, 2014 among the parties considered for this report.

Regional Party	Lok Sabha elections -2004	Lok Sabha elections - 2009	Lok Sabha elections - 2014	Total Expenditure Incurred
AAP	Party formed on 26th November, 2012		17.79	Rs 17.79 crores
AIFB	0.17	0.13	0.72	Rs 1.02 crores
AITC	0.61	0.90	15.23	Rs 16.74 crores
IUML	Did not contest	Not recognised	0.20	Rs 0.20 crores
J&KNPP	0	0.20	0	Rs 0.20 crores
JDU	0.62	1.34	8.35	Rs 10.31 crores
JMM	0.32	0.78	1.95	Rs 3.05 crores
LJP	Not recognised	1.09	1.30	Rs 2.39 crores
RJD	0.68	3.18	0.34	Rs 4.20 crores
SHS	3.49	8.16	7.87	Rs 19.52 crores
SP	5.60	21.49	64.11	Rs 91.20 crores
<b>Grand Total</b>	<b>Rs 11.49 crores</b>	<b>Rs 37.27 crores</b>	<b>Rs 117.86 crores</b>	<b>Rs 166.62 crores</b>

Table: Expenditure incurred by Regional Parties of Bihar during Lok Sabha Elections, 2004, 2009 and 2014

### Expenditure incurred by Regional Parties - Lok Sabha 2004, 2009 & 2014 (Rs in crores)

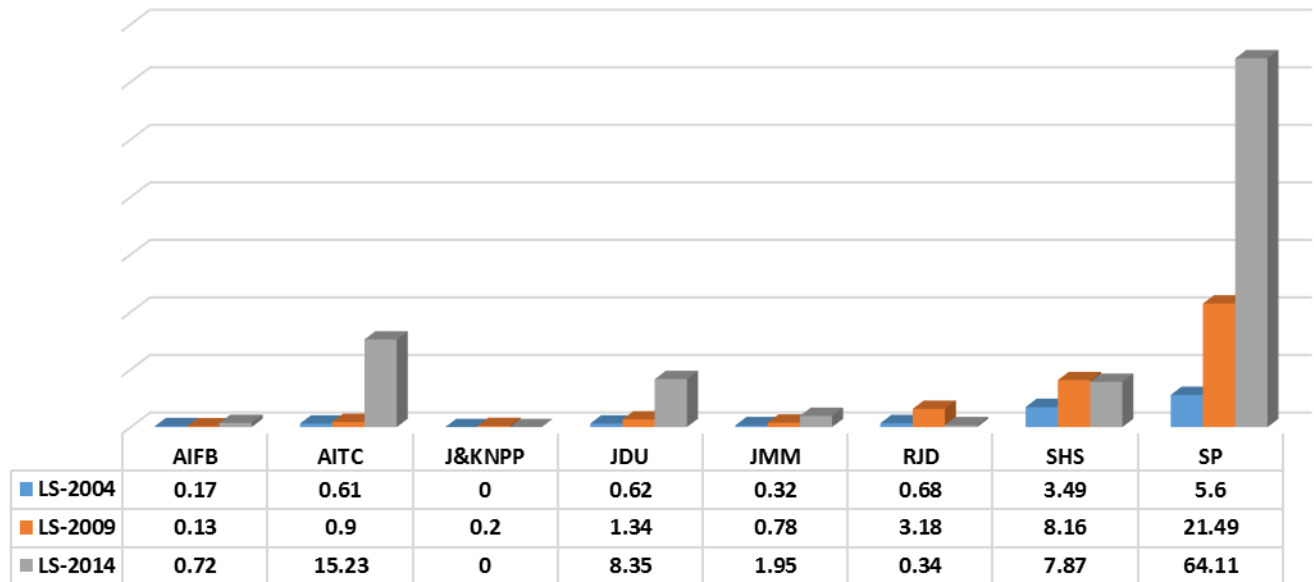


Table: Expenditure incurred by Regional Parties of Bihar during Lok Sabha Elections, 2004, 2009 and 2014

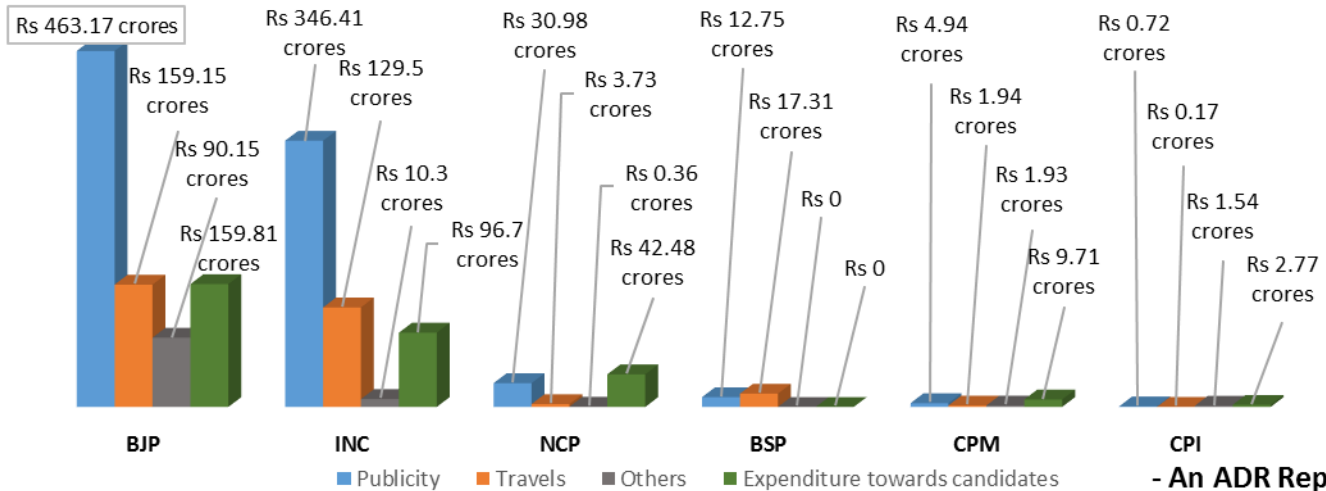
### Expenditure of National Parties under various heads

- The main heads under which political parties declare their expenses are **publicity, travel, other/ miscellaneous expenses and expenditure on candidates.**
- BJP** declared spending **Rs 463.17 crores on publicity** while **INC** spent **Rs 346.41 crores**, NCP – Rs 30.98 crores, BSP – Rs 12.75 crores, CPM – Rs 4.94 crores and CPI – Rs 0.72 crores.
- BJP's declared expenditure on travel** (for leaders, workers and star campaigners) was **Rs 159.15 crores** while **INC** spent **Rs 129.50 crores on travel**. NCP – Rs 3.73 crores, BSP – Rs 17.31 crores, CPM – Rs 1.94 crores and CPI – Rs 0.17 crores.
- BJP** declared an equal amount of **expenditure on candidates** as that incurred on travel during Lok Sabha 2014 elections. The party spent **Rs 159.81 crores on its candidates** while **INC** spent **Rs 96.70 crores on its candidates**.

National Party	Publicity	Travels	Others	Expenditure towards candidates	Total expenditure
BJP	463.17	159.15	90.15	159.81	<b>Rs 872.28 crores</b>
INC	346.41	129.5	10.3	96.7	<b>Rs 582.91 crores</b>
NCP	30.98	3.73	0.36	42.48	<b>Rs 77.55 crores</b>
BSP	12.75	17.31	0	0	<b>Rs 30.06 crores</b>
CPM	4.94	1.94	1.93	9.71	<b>Rs 18.52 crores</b>
CPI	0.72	0.17	1.54	2.77	<b>Rs 5.2 crores</b>
<b>Total</b>	<b>Rs 858.97crores</b>	<b>Rs 311.8 crores</b>	<b>Rs 104.28 crores</b>	<b>Rs 311.47 crores</b>	<b>1586.52 crores</b>

Table: Expenditure incurred by political parties under various heads during Lok Sabha elections, 2014

### Expenditure of National Parties under various heads, Lok Sabha 2014



Graph: Total expenditure incurred by National Parties during Lok Sabha Elections, 2014

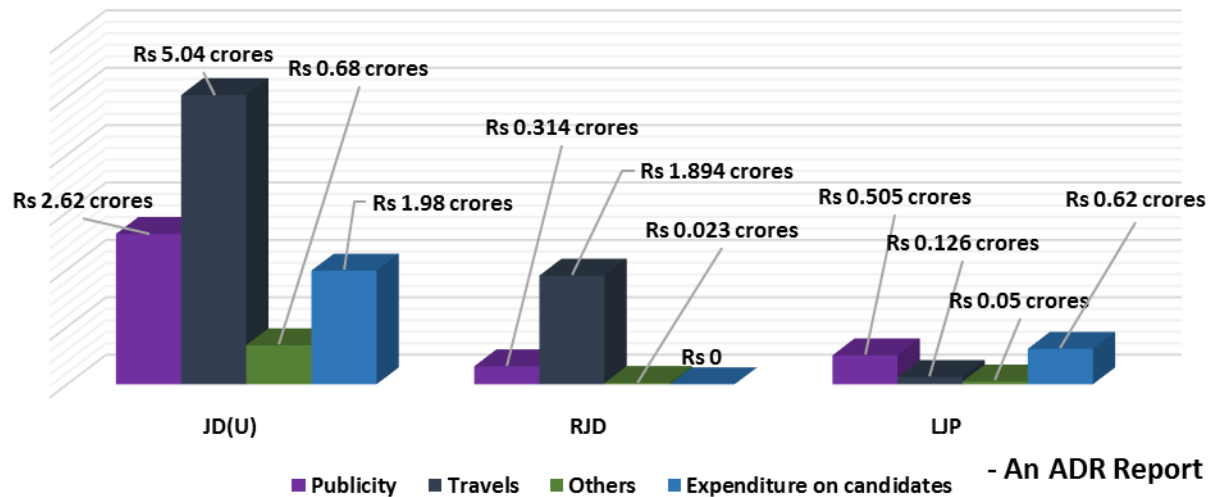
### Expenditure of Regional Parties under various heads

- Among the **Regional Parties of Bihar**, **JD(U)** declared spending **Rs 2.62 crores on publicity** while **RJD** spent **Rs 31 lakhs**, and **LJP** – **Rs 50.5 lakhs**.
- JD(U)** maximum election expenditure on **travel** of the party's star campaigners, leaders and workers. The party declared **Rs 5.04 crores** spent on travel while **RJD** declared **Rs 1.89 crores** of expenditure on travel.
- RJD** declared that the party **incurred no expenditure on candidates** while **JD(U)** spent **Rs 1.98 crores on candidates** and **LJP** spent **Rs 62 lakhs on candidates**.

Party	Publicity	Travels	Miscellaneous Expense	Expenditure Towards Candidates	Total expenditure
AAP	10.152	0.166	2.393	30.405	43.12
AIFB	0.05	0.0045	0.0004	0.66	0.72
AITC	3.98	2.00	0	9.25	15.23
IUML	0.02	0.16	0.056	0.685	0.92
J&KNPP	0	0	0	0	0
JD(U)	2.62	5.04	0.68	1.98	10.32
JMM	0.11	1.84	0	0.72	2.67
LJP	0.505	0.126	0.05	0.62	1.30
RJD	0.314	1.894	0.023	0	2.23
SHS	7.075	0.490	0.300	0.445	8.31
SP	26.51	27.11	5.29	5.20	64.11
Grand Total	Rs 51.34 crores	Rs 38.83 crores	Rs 8.79 crores	Rs 49.97 crores	Rs 148.93 crores

Table: Total expenditure incurred by Bihar Regional Parties during Lok Sabha Elections, 2014

### Expenditure of Regional Parties under various heads - Lok Sabha 2014



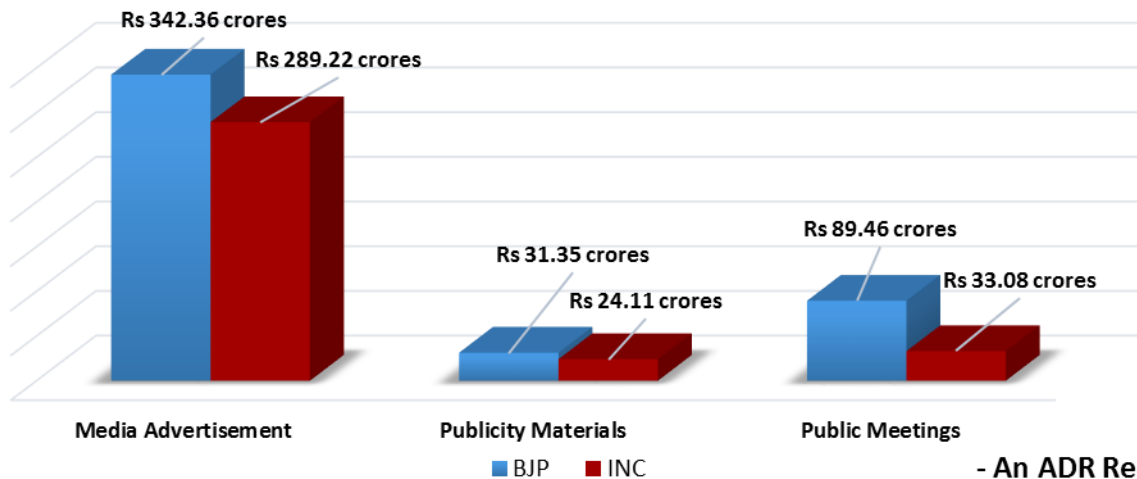
Graph: Expenditure of Regional Parties under various heads during Lok Sabha Elections, 2014

### Expenditure of Political Parties of Bihar on Publicity during Lok Sabha elections, 2014

- There are three main items listed under publicity expenditure: **expense on media advertisement** (print & electronic, bulk sms, cable, website, TV channels) **publicity material** (hoardings, posters, banners etc.), **expenses on public meetings** (processions, rallies etc.).
- National Parties collectively spent **Rs 661.26 crores** (or **76.98%**) on **media advertisement**, **Rs 126.94 crores** (or **14.78%**) on **public meetings** and **Rs 70.77 crores** (or **8.24%**) on **publicity materials** during Lok Sabha Elections, 2014.
- BJP** spent the maximum amount of **Rs 342.36 crores** on **media advertisement** followed by **Rs 89.56 crores** on **public meetings** and **Rs 31.35 crores** on **publicity materials**.
- INC** spent the maximum amount of **Rs 289.22 crores** on **media advertisement** followed by **Rs 33.08 crores** on **public meetings** and **Rs 24.11 crores** on **publicity materials**, while **BSP** spent **Rs 6.59 crores** on **publicity materials** and **Rs 3.90 crores** on **media advertisement**.

National Party	Publicity			Total
	Media Advertisement	Publicity Materials	Public Meetings	
BJP	342.36	31.35	89.46	Rs 463.17 crores
INC	289.22	24.11	33.08	Rs 346.41 crores
NCP	24.85	5.47	0.66	Rs 30.98 crores
BSP	3.91	6.59	2.25	Rs 12.75 crores
CPI	0.001	0.57	0.15	Rs 0.721 crores
CPM	0.92	2.68	1.34	Rs 4.94 crores
Total	Rs 661.261 crores	Rs 70.77 crores	Rs 126.94 crores	Rs 858.971 crores

### Comparison of expenditure on publicity between BJP and INC, Lok Sabha 2014

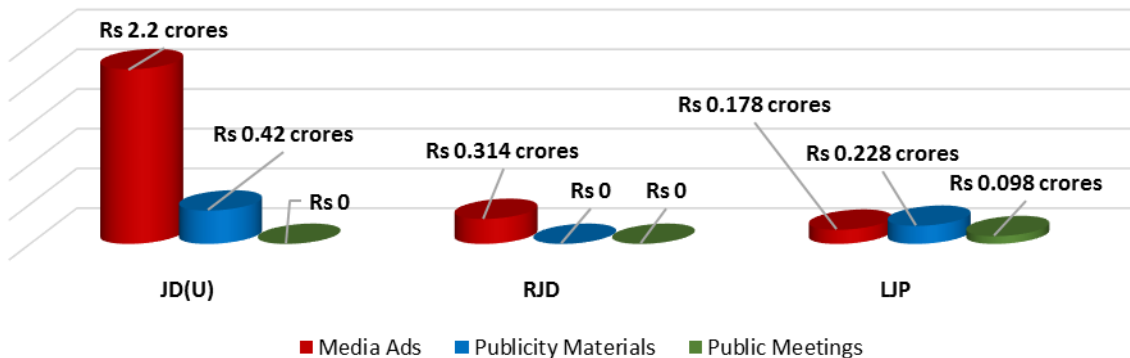


Graph: Comparison of expenditure on publicity between BJP and INC, Lok Sabha Elections 2014

Among the **Regional Parties of Bihar**, JD(U) spent **Rs 2.20 crores** on **media advertisement** and **Rs 42 lakhs** on **publicity materials**. The party has declared that **no expenditure** was incurred on **public meetings** during Lok Sabha elections, 2014.

Party Code	Publicity			Total
	Media Advertisement	Publicity Materials	Public Meetings	
AAP	5.055	4.69	0.406	10.15
AIFB	0	0.05	0	0.05
AITC	3.98	0	0	3.98
IUML	0	0	0.02	0.02
J&KNPP	0	0	0	0
JDU	2.20	0.42	0	2.62
JMM	0.10	0.0089	0	0.11
LJP	0.178	0.228	0.098	0.50
RJD	0.314	0	0	0.31
SHS	5.496	1.392	0.187	7.075
SP	25.62	0.89	0	26.51
Grand Total	Rs 42.94 crores	Rs 7.68 crores	Rs 0.71 crores	Rs 51.34 crores

### Expenditure of Regional Parties of Bihar on Publicity during Lok Sabha elections, 2014

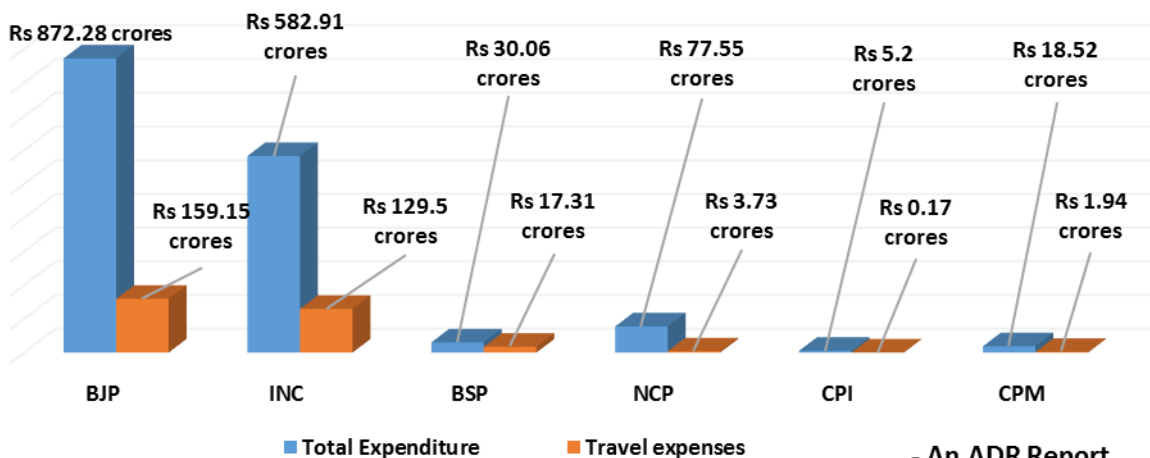


Graph: Comparison of expenditure on publicity between JD(U), RJD and LJP, Lok Sabha Elections 2014

### Expenditure of Political Parties on Travel during Lok Sabha elections, 2014

- **BJP** declared a **travel expenditure** of **Rs 159.15 crores** which is **51%** of the total travel expenditure of six National Parties.
- **INC** declared a total **travel expenditure** of **Rs 129.50 crores** (**41%** of total travel expenses of all National Parties).
- **CPI** declared **the least amount among National Parties under travel expenses**. The National Party declared a total of **Rs 0.17 crores** as expenditure on travel of leaders, workers and Star campaigners.

### Expenditure of National Parties on Travel, Lok Sabha 2014



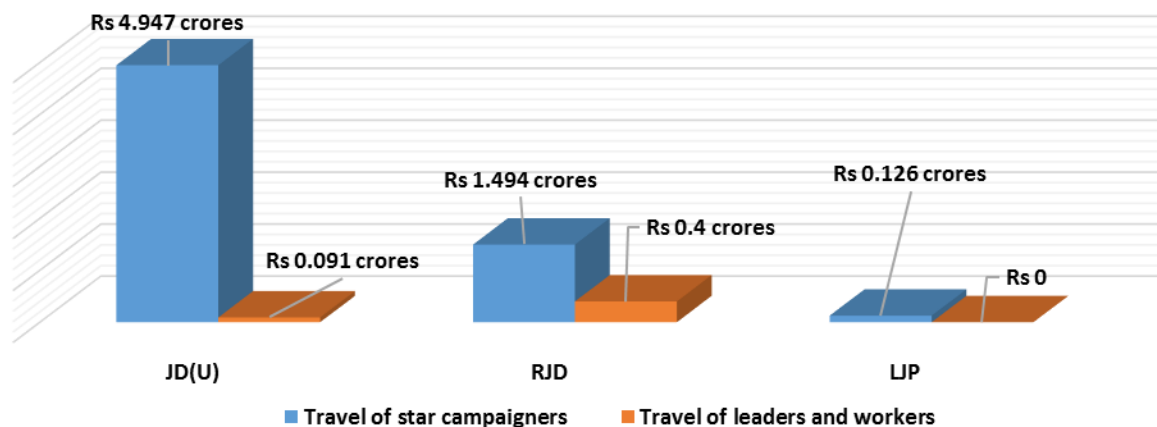
- An ADR Report

Graph: Total expenditure incurred by National Parties on travel during Lok Sabha Elections, 2014

- Among the **Regional Parties of Bihar**, **JD(U)** declared a total of **Rs 4.95 crores** spent on the travel of star campaigners during Lok Sabha elections, 2014 while the party spent **Rs 9.1 lakhs** on travel of leaders and workers.
- **RJD** incurred a total of **Rs 1.49 crores** on the travel of star campaigners while **Rs 40 lakhs** was spent on travel of leaders and workers.
- **LJP** declared that the party incurred **no expenditure** on travel of leaders and workers while **Rs 12.6 lakhs** was spent on travel of star campaigners during Lok Sabha elections, 2014.

Travel expenditures of Regional Parties during Lok Sabha Elections, 2014 (Rs in crores)			
Party	Travel of Star Campaigners	Travel of leaders and workers	Total
AAP	0.0718	0.0945	0.166
AIFB	0.0026	0.0019	0.0045
AITC	2	0	2
IUML	0.1368	0.024	0.16
J&KNPP	0	0	0
JDU	4.947	0.091	5.04
JMM	1.84	0	1.84
LJP	0.126	0	0.126
RJD	1.494	0.4	1.894
SHS	0.49	0	0.49
SP	27.113	0	27.11
<b>Total</b>	<b>Rs 38.22 crores</b>	<b>Rs 0.61 crores</b>	<b>Rs 38.83 crores</b>

**Expenditure incurred by Regional Parties on Travel - Lok Sabha, 2014**



Graph: Comparison of expenditure on travel between JD(U), RJD and LJP, Lok Sabha Elections 2014

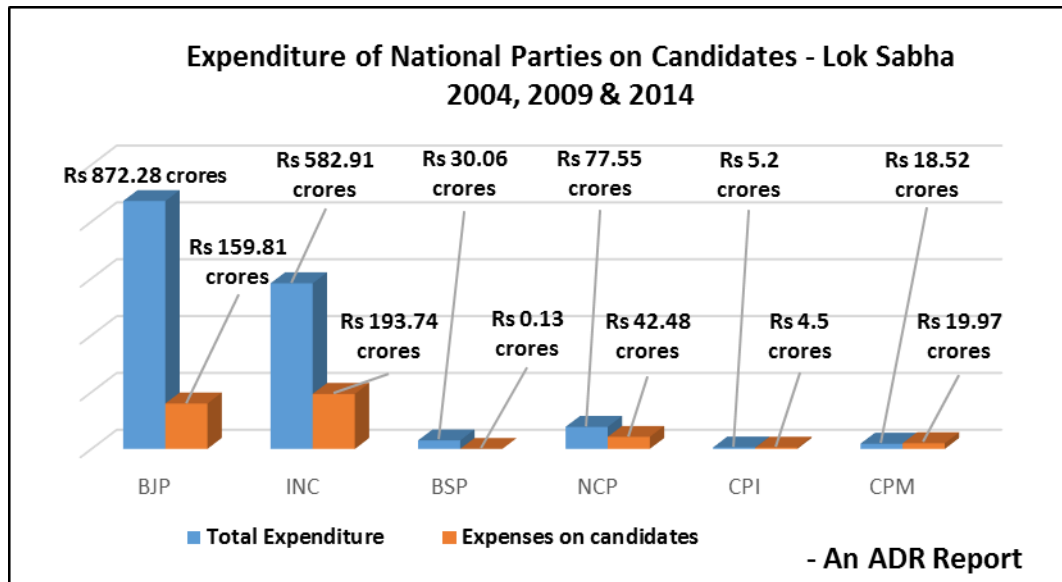
### Expenditure of Political Parties on Candidates during Lok Sabha elections

- In 10 years, during Lok Sabha 2004, 2009 and 2014 elections, INC declared spending **Rs 193.74 crores on candidates** (46% of total expenditure on candidates by National Parties).
- BJP** declared that the party **incurred no expenditure on candidates** during Lok Sabha 2004 and 2009 elections and **spent Rs 159.81 crores** during **Lok Sabha elections 2014**.
- BSP** declared that the party incurred no expenditure on candidates during Lok Sabha elections, 2009 and 2014 but declared a total of Rs 12.6 lakhs as expenditure towards candidates during Lok Sabha elections, 2004.

Expenditure of National Parties towards candidates (LS 2004, 2009 & 2014)						
Lok Sabha Elections	BJP	INC	BSP	NCP	CPI	CPM
LS-2004	0	60.13	0.126	0	0.108	0
LS-2009	0	36.91	0	0	1.62	10.26
LS-2014	159.81	96.7	0	42.48	2.77	9.71
<b>Total Expenditure</b>	<b>Rs 159.81 crores</b>	<b>Rs 193.74 crores</b>	<b>Rs 0.13 crores</b>	<b>Rs 42.48 crores</b>	<b>Rs 4.50 crores</b>	<b>Rs 19.97 crores</b>

Source of the data in this report is the Election Expenditure statements submitted by the Political Parties to the Election Commission of India (ECI) and can be accessed from <http://goo.gl/MyH84e>





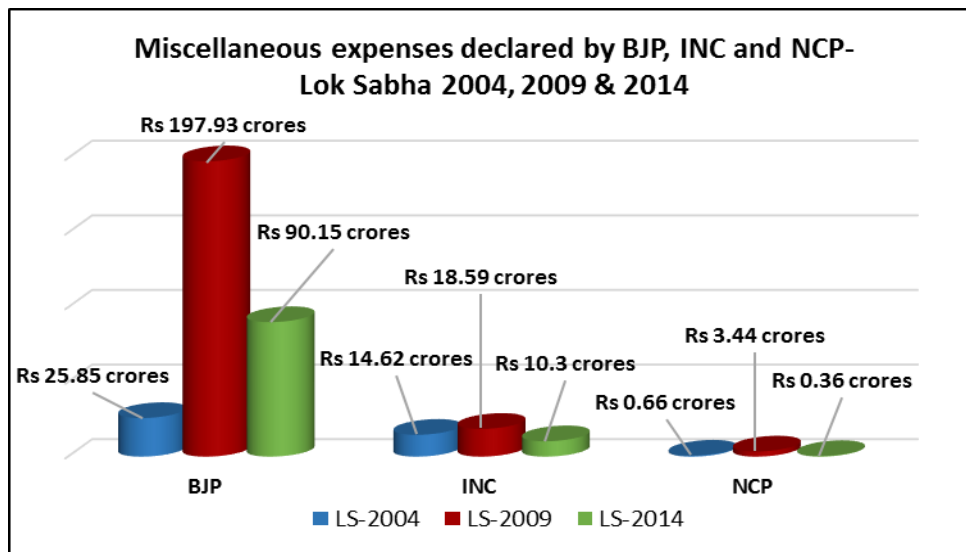
Graph: Total expenditure incurred by National Parties on candidates during Lok Sabha Elections, 2004, 2009 and 2014

- Among the **Regional Parties of Bihar, JD(U), RJD and LJP** had not incurred any expenditure towards candidates during Lok Sabha elections 2004 and 2009 while **during Lok Sabha elections, 2014**, JD(U) spent **Rs 1.975 crores** and **LJP**, Rs 62 lakhs on candidates.
- Of all the regional parties considered in the report, AAP incurred the maximum expenditure of **Rs 30.405 crores** on candidates.

Expenditure of Bihar Parties towards candidates (LS 2004, 2009 & 2014)				
Lok Sabha Elections	LS-2004	LS-2009	LS-2014	Total Expenditure
AAP	Party formation on 26 November 2012		30.405	30.4
AIFB	0	0	0.66	0.66
AITC	0	0	9.25	9.25
IUML	Not Contested	Not Recognized	0.685	0.68
J&KNPP	0	0	0	0
JD(U)	0	0	1.975	1.98
JMM	0	0	0.726	0.72
LJP	Not Recognized	0	0.62	0.62
RJD	0	0	0	0
SHS	0.06	0	0.445	0.51
SP	0	0	5.2	5.2
Total	Rs 0.06 crores	Rs 0	Rs 49.97 crores	Rs 50.03 crores

### Expenditure of National Parties on other/ miscellaneous expenses during Lok Sabha elections

- In the format of expenditure statement circulated by the ECI, political parties are required to declare any other miscellaneous expenditure incurred by them during the election period which is not covered under other heads.
- **BJP** declared the **highest amount under miscellaneous expenses among all** the National Parties. The party declared **Rs 25.85 crores** during Lok Sabha 2004, **Rs 197.93 crores** during Lok Sabha 2009 and **Rs 90.15 crores** during Lok Sabha 2014. Thus a **total of Rs 313.93 crores** declared as miscellaneous expenses.
- **INC** declared **Rs 14.62 crores** during Lok Sabha 2004, **Rs 18.59 crores** during Lok Sabha 2009 and **Rs 10.30 crores** during Lok Sabha 2014.



Graph: Total expenditure incurred by National Parties on miscellaneous expenses during Lok Sabha Elections, 2004, 2009 & 2014

### Expenditure of Regional Parties of Bihar on other/ miscellaneous expenses during Lok Sabha elections

Expenditure of Bihar Parties on Miscellaneous Expenditure (LS 2004, 2009 & 2014)				
Lok Sabha Elections	LS-2004	LS-2009	LS-2014	Total Expenditure
AAP	Not Found	Not Found	2.393	2.39
AIFB	0.017	0.03	0.0004	0.047
AITC	0.0015	0.0007	0	0.002
IUML	0.0256	Not Recognized	0.0568	0.082
J&KNPP	0	0	0	0
JDU	0.09	1.018	0.683	1.79
JMM	0.275	0	0	0.28
LJP	Not Recognized	0.0071	0.051	0.058
RJD	0.06	0	0.023	0.08
SHS	1.026	4.885	0.298	6.21
SP	0.39	0.55	5.2902	6.23
<b>Total</b>	<b>Rs 1.88 crores</b>	<b>Rs 6.49 crores</b>	<b>Rs 8.80 crores</b>	<b>Rs 17.17 crores</b>

## Recommendations of ADR

- It must be made mandatory for all political parties to submit their statements of expenditure in the format given by the ECI, within the prescribed time limit. Political parties not submitting on time or in the prescribed format should be heavily penalized.
- The **details of all donors** who contribute to national and regional parties exclusively for their election campaigns must be declared in the public domain irrespective of the amount donated.
- A **format similar to the donations report along with the date of donations**, submitted to the ECI on an annual basis, has to be prescribed for the expenditure statement so as to **bring in more transparency in the finances of the political parties especially during elections** when it is said that black money plays a major role.
- Similar to the shadow observers of the ECI for monitoring expenditure of candidates, there must also be **observers for monitoring the expenditure of political parties**.

### Contact Details:

**State Coordinator, Bihar Election Watch:** Mr. Rajiv Kumar

+91-96319 76889

[rajivkumar\\_patna@rediffmail.com](mailto:rajivkumar_patna@rediffmail.com)

Media and Journalist  
Helpline

+91 80103 94248

Email: [adr@adrindia.org](mailto:adr@adrindia.org)

Maj Gen Anil Verma (Retd.)  
Head

National Election Watch  
Association for Democratic  
Reforms

+91 8826479910

[anilverma@adrindia.org](mailto:anilverma@adrindia.org)

Prof Jagdeep Chhokar  
IIM Ahmedabad (Retd.)

Founder Member National Election  
Watch, Association for Democratic  
Reforms

+919999620944

[jchhokar@gmail.com](mailto:jchhokar@gmail.com)

Prof Trilochan Sastry  
IIM Bangalore

Founder Member,  
National Election Watch,  
Association for Democratic Reforms

+919448353285,

[trilochans@iimb.ernet.in](mailto:trilochans@iimb.ernet.in)

### Disclaimer

The information in this report was sourced from the election expenditure statements submitted by the National and Regional Parties to the Election Commission, as available on the website of the ECI. The same can be accessed from [http://eci.nic.in/eci\\_main1/PolPar/political\\_parties\\_Expenditure\\_report\\_GE2014.aspx](http://eci.nic.in/eci_main1/PolPar/political_parties_Expenditure_report_GE2014.aspx).

ADR/ NEW does not add or subtract any information, unless updated information is filed by the political parties themselves and uploaded on the ECI's website. While all efforts have been made to ensure that the information is in keeping with what is mentioned in the expenditure statements, in case of discrepancy between information in this report and that given in the expenditure statements, the information reported in the expenditure statements filed by the political parties should be treated as correct. Association for Democratic Reforms, National Election Watch and their volunteers are not responsible or liable for any damage arising directly or indirectly from the publication of this report.