

Press Release

Date: 18th October, 2019

Maharashtra Assembly Elections 2019

Analysis of Criminal Background, Financial, Education, Gender and other Details of Candidates

Association for Democratic Reforms

T-95, C.L. House, 2nd Floor,
Near Gulmohar Commercial Complex
Gautam Nagar,
New Delhi-110 049
Phone: +91-011-4165-4200
Fax: +91-11-46094248
Email: adr@adrindia.org

To report any electoral violations and malpractices during elections download the Election Watch Reporter (Android App)

https://play.google.com/store/apps/details?id=com.webrosoft.election_watch_reporter

Contents

Maharashtra Assembly Elections 2019	1
Summary and Highlights	4
Criminal Background	6
Financial Background	8
Other Background Details	13
Analysis based on declared criminal cases	14
Party wise candidates with self-declared criminal cases	14
Red Alert Constituencies	16
Analysis based on assets	23
Party Wise Crorepatis	23
Average Assets of Candidates: Party Wise Analysis	24
Top 10 Candidates with Highest Assets	33
10 Candidates with Lowest Assets	34
Top 10 Candidates with High Liabilities	35
Income-Tax Details of Candidates	36
Candidates with high income as declared in the ITR	36
PAN Details of Candidates	38
Details of candidates who have not declared their PAN	38
Analysis based on Other Background Details of Candidates	39
Overall Education Report	39

Data in this Kit is presented in good faith, with an intention to inform voters. Candidates' affidavits obtained from the ECI website (www.eci.gov.in) with nomination papers is the source of this analysis. Website:-www.adrindia.org, www.myneta.info,

Analysis based on age groups	39
Overall Gender Report	40
Contact Details	42
DISCLAIMER	42

Summary and Highlights

The Maharashtra Election Watch and Association for Democratic Reforms (ADR) have analysed the self-sworn affidavits of **3112 out of 3237** candidates, who are contesting in the **Maharashtra Assembly Elections**. **Out of 3112 candidates analysed, 692 are from national parties, 300 are from state parties, 761 are from registered unrecognized parties and 1359 candidates are contesting independently.**

916 (29%)
Candidates with
Criminal Cases

600(19%)
Candidates with
Serious Criminal
Cases

1007(32%)
Crorepati
Candidates

Rs.4.21 crores
Average Assets
of Candidates

Party	Contesting Candidates	Candidates analysed
National Parties	716	692
State Parties	309	300
Registered Unrecognized Party	803	761
Independent	1409	1359
Total	3237	3112

Criteria for serious criminal cases

1. Offence for which maximum punishment is of 5 years or more.
2. If an offence is non-bailable
3. If it is an electoral offence (for eg. IPC 171E or bribery)
4. Offence related to loss to exchequer
5. Offences that are assault, murder, kidnap, rape related
6. Offences that are mentioned in Representation of the People Act (Section 8)
7. Offences under Prevention of Corruption Act
8. Crimes against women.

Data in this Kit is presented in good faith, with an intention to inform voters. Candidates' affidavits obtained from the ECI website (www.eci.gov.in) with nomination papers is the source of this analysis. Website:-www.adrindia.org, www.myneta.info,

There are 125 candidates who have not been analysed due to the unavailability of their complete and properly scanned affidavits on the ECI website at the time of making the report. The party wise list of these candidates is given below:

Party	Contesting Candidates	Candidates not analysed
AAP	24	1
Akhil Bharat Hindu Mahasabha	7	1
All India Majlis-E-Ittehadul Muslimeen	44	4
Bahujan Maha Party	24	3
Bahujan Mukti Party	81	4
Bahujan Vikas Aaghadi	31	2
Bharat Prabhat Party	1	1
Bhartiya Tribal Party	10	2
BJP	164	2
BSP	261	14
CPI	16	1
CPI(M)	8	3
IND	1409	50
Loksangram	1	1
Marxist Leninist Party of India (Red Flag)	2	1
MNS	102	3
Naitik Party	2	1
NCP	120	4
Peasants And Workers Party of India	24	2
Peoples Party of India (Democratic)	22	1
Prahar Janshakti Party	26	3
Rashtriya Samaj Paksha	1	1
Republican Bahujan Sena	4	1

Data in this Kit is presented in good faith, with an intention to inform voters. Candidates' affidavits obtained from the ECI website (www.eci.gov.in) with nomination papers is the source of this analysis. Website:-www.adrindia.org, www.myneta.info,

Party	Contesting Candidates	Candidates not analysed
Sambhaji Brigade Party	40	4
SHS	125	1
SUCI(C)	2	1
Tipu Sultan Party	10	1
Vanchit Bahujan Aaghadi	234	11
Vidarbh Maza Party	2	1
Other	440	0
Grand Total	3237	125

Table: List of candidates who have not been analysed

Criminal Background

- **Candidates with Criminal Cases:** Out of **3112** candidates analyzed, **916(29%)** candidates have declared criminal cases against themselves. In 2014 Maharashtra Assembly Elections, out of **2336** candidates analysed, **798(34%)** had declared criminal cases against themselves.
- **Candidates with Serious Criminal Cases:** **600(19%)** have declared serious criminal cases against themselves. In 2014 Maharashtra Assembly Elections, **537 (23%)** candidates had declared serious criminal cases against themselves.

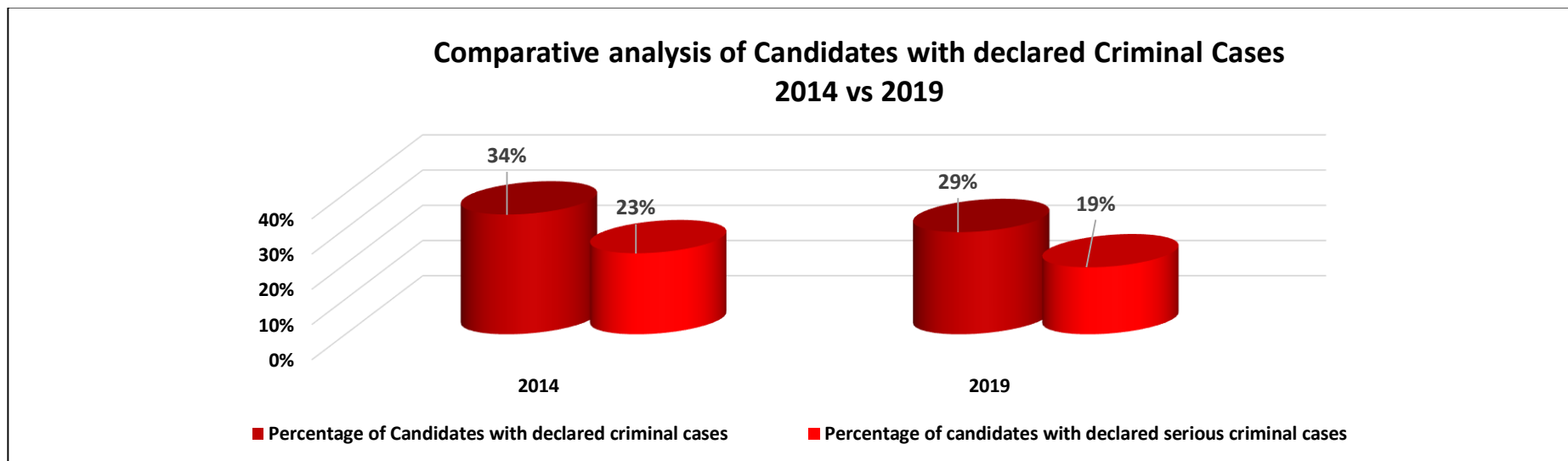


Figure: Comparative analysis of Candidates with declared Criminal Cases: 2014 vs 2019

- **Party wise Candidates with Criminal Cases:** Among major parties, **96(59%)** out of 162 candidates analysed from **BJP**, **83(57%)** out of 147 candidates analysed from **INC**, **75(61%)** out of 124 candidates analysed from **SHS**, **73 (63%)** out of 116 candidates analysed from **NCP**, **49 (50%)** out of 99 candidates analysed from **MNS**, **52 (21%)** out of 246 candidates analysed from **BSP** and **280(21%)** out of 1359 **independent** candidates have declared criminal cases against themselves in their affidavits.
- **Party wise Candidates with Serious Criminal Cases:** Among major parties, **59(36%)** out of 162 candidates analysed from **BJP**, **44(30%)** out of 147 candidates analysed from **INC**, **59(48%)** out of 124 candidates analysed from **SHS**, **40 (35%)** out of 116 candidates analysed from **NCP**, **34 (34%)** out of 99 candidates analysed from **MNS**, **41 (17%)** out of 246 candidates analysed from **BSP** and **193(14%)** out of 1359 **independent** candidates have declared serious criminal cases against themselves in their affidavits.
- **Candidates with declared cases related to crime against women:** **67** candidates have declared cases related to crime against women. **4** candidates have declared cases related to **rape (IPC Section-376)**.
- **Candidates with declared cases related to murder:** **19** candidates have declared cases related to murder (**IPC Section-302**) against themselves.

Data in this Kit is presented in good faith, with an intention to inform voters. Candidates' affidavits obtained from the ECI website (www.eci.gov.in) with nomination papers is the source of this analysis. Website:-www.adrindia.org, www.myneta.info,

- **Candidates with declared cases related to attempt to murder:** 60 candidates have declared cases related to Attempt to murder (IPC Section-307) against themselves.
- **Candidates with declared convicted cases:** 27 candidates have declared convicted cases against themselves.
- **Red Alert Constituencies:** 176(61%) out of 288 constituencies are Red alert constituencies. Red alert constituencies are those where 3 or more contesting candidates have declared criminal cases against themselves.

Financial Background

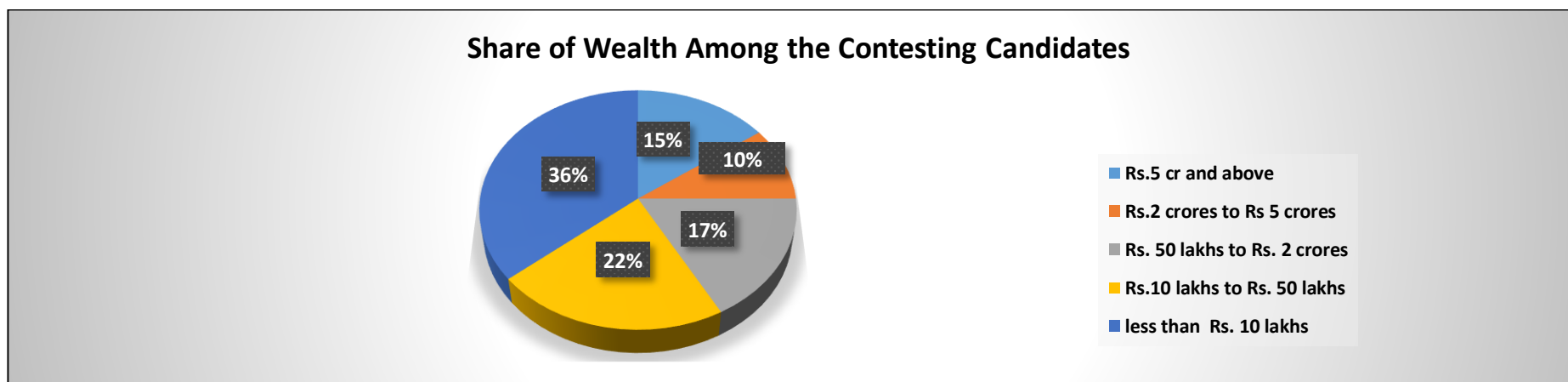


Figure: Share of Wealth among the Contesting Candidates

- **Share of wealth among candidates:** The share of wealth amongst the candidates analysed in the Maharashtra assembly elections is as follows:

Value of assets (Rs.)	Number of candidates	Percentage of Candidates
Rs.5 cr and above	453	15%
Rs.2 crores to Rs. 5 crores	304	10%
Rs. 50 lakhs to Rs. 2 crores	540	17%

Data in this Kit is presented in good faith, with an intention to inform voters. Candidates' affidavits obtained from the ECI website (www.eci.gov.in) with nomination papers is the source of this analysis. Website:-www.adrindia.org, www.myneta.info,

Value of assets (Rs.)	Number of candidates	Percentage of Candidates
Rs.10 lakhs to Rs. 50 lakhs	680	22%
less than Rs. 10 lakhs	1135	36%

Table: Share of wealth amongst contesting candidates

- **Crorepati Candidates:** Out of the **3112** candidates analysed, **1007(32%)** are crorepatis. In 2014 Maharashtra Assembly Elections, out of **2336** candidates, **1095 (47%)** were crorepatis.

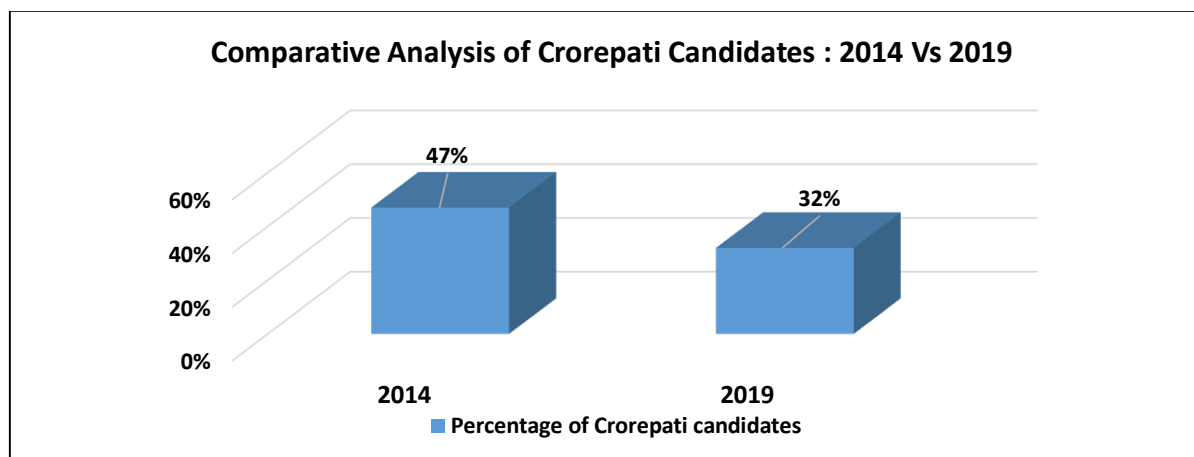


Figure: Comparative Analysis of Crorepati Candidates: 2014 Vs 2019

- **Party wise Crorepati Candidates:** Among major parties, **155(96%)** out of 162 candidates analysed from **BJP**, **126(86%)** out of 147 candidates analysed from **INC**, **116(94%)** out of 124 candidates analysed from **SHS**, **101 (87%)** out of 116 candidates analysed from **NCP** and **52(53%)** out of 99 candidates from **MNS** have declared assets worth more than **Rs. 1 crore**.

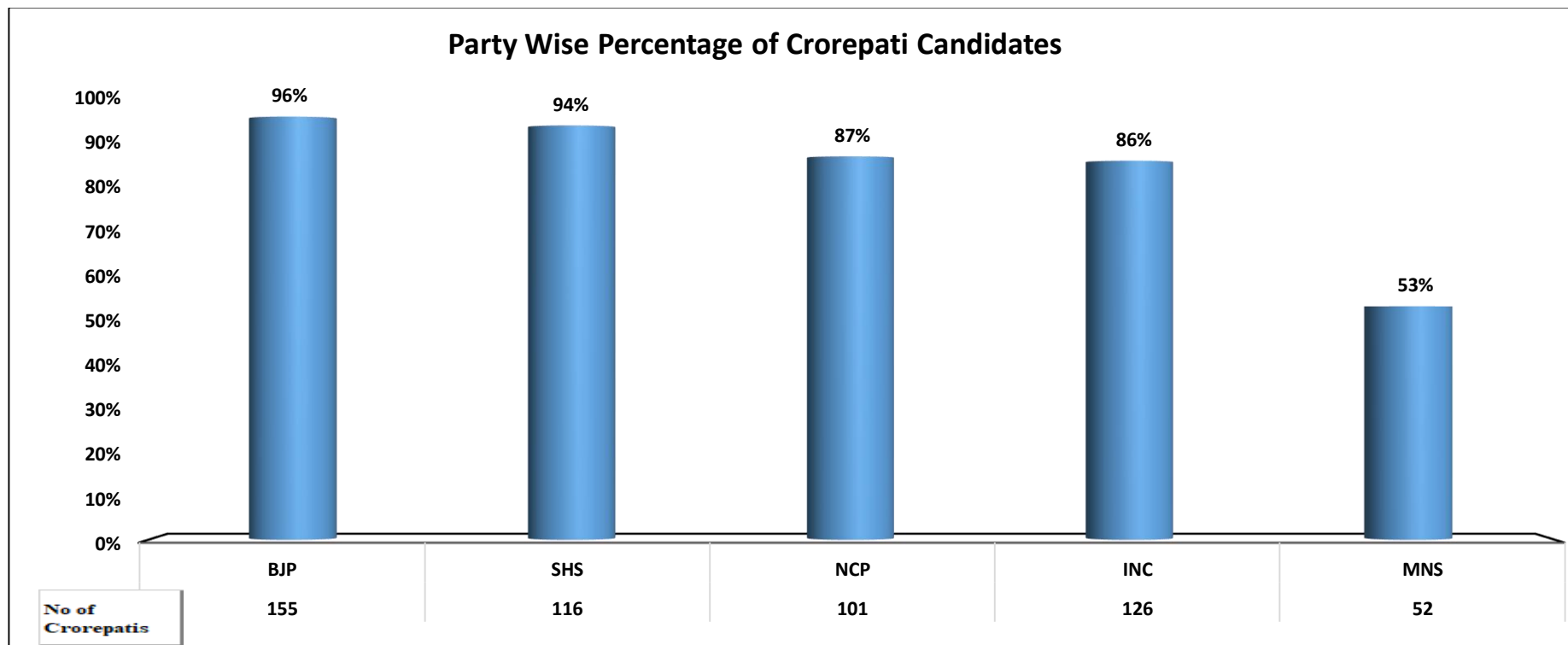


Figure: Party Wise Percentage of Crorepati Candidates

- **Average assets:** The average of assets per candidate analysed in the Maharashtra Assembly Elections is **Rs 4.21 Crores**. In 2014 Maharashtra Assembly Elections, average assets per candidate for **2336** candidates analysed was **Rs. 4.65 crores**.
- **Party wise average assets:** Among major parties, the average assets per candidate for **162 BJP** candidates is **Rs. 23.58 crores**, **147 INC** candidates is **Rs 14.78 crores**, **124 SHS** candidates have average assets of **Rs 12.57 crores**, **116 NCP** candidates have average assets worth **Rs 11.43 crores**, **99 MNS** candidates have average assets worth **Rs 2.29 crores** and **1359 Independent** candidates have average assets worth **Rs 1.71 crore**.

Data in this Kit is presented in good faith, with an intention to inform voters. Candidates' affidavits obtained from the ECI website (www.eci.gov.in) with nomination papers is the source of this analysis. Website:-www.adrindia.org, www.myneta.info,

- **High asset candidates:** The details of top 3 candidates with highest declared assets, contesting in the Maharashtra Assembly Elections are given below:

S.No.	Name	District	Constituency	Party Name	Movable Assets (Rs)	Immovable Assets (Rs)	Total Assets (Rs)	PAN Given
1	Parag Shah	MUMBAI SUBURBAN	GHATKOPAR EAST	BJP	4,22,60,96,474	78,01,50,000	5,00,62,46,474 500 Crore+	Y
2	Mangalprabhat Lodha	MUMBAI CITY	MALABAR HILL	BJP	2,52,59,91,097	1,89,05,79,645	4,41,65,70,742 441 Crore+	Y
3	Sanjay Chandrakant Jagtap	PUNE	PURANDAR	INC	38,13,32,836	2,07,54,50,000	2,45,67,82,836 245 Crore+	Y

Table: Top three candidates with highest declared assets

- **Candidates with Zero Assets:** There are 59 candidates who have declared zero assets.
- **Low assets candidates:** The details of three candidates with lowest assets (excluding candidates with zero assets) are as follows:

S.No.	Name	District	Constituency	Party Name	Movable Assets (Rs)	Immovable Assets (Rs)	Total Assets (Rs)	PAN Given
1	Shrivyakteshwar Maha Swamiji (Katakdhond D.G.)#	SOLAPUR	AKKALKOT	Hindustan Janta Party	9	0	9	Y
2	Meenaatai Yadav Khilare	PUNE	PIMPRI (SC)	IND	369*	0	369 3 Hund+	N
3	Akash Prakash Patil	LATUR	AUSA	IND	426*	0	426 4 Hund+	Y

Table: Candidates with declared lowest assets

#Candidate is contesting from Jat constituency as well

- **Candidates with high liabilities:** The details of top three candidates with highest liabilities are given below:

S.No.	Name	District	Constituency	Party	Total Assets(Rs)	Liabilities (Rs)	Disputed liabilities (Rs)	PAN Given
1	Mangalprabhat Lodha	MUMBAI CITY	MALABAR HILL	BJP	4,41,65,70,742 441 Crore+	# 2,83,36,98,199 283 Crore+	1,66,72,131 1 Crore+	Y
2	Kadam Vishwajeet Patangrao	SANGLI	PALUS-KADEGAON	INC	2,16,83,40,235 216 Crore+	1,21,03,53,962 121 Crore+	0	Y

Data in this Kit is presented in good faith, with an intention to inform voters. Candidates' affidavits obtained from the ECI website (www.eci.gov.in) with nomination papers is the source of this analysis. Website:-www.adrindia.org, www.myneta.info,

S.No.	Name	District	Constituency	Party	Total Assets(Rs)	Liabilities (Rs)	Disputed liabilities (Rs)	PAN Given
3	Pratap Baburao Sarnaik	THANE	OVALA MAJIWADA	SHS	1,43,97,18,745 143 Crore+	# 1,17,08,75,806 117 Crore+	43,18,720 43 Lacs+	Y

Table: Top three candidates with high liabilities

#Disputed Liabilities

- Candidates who have not given ITR* details:** 163(5%) out of 3112 candidates analysed have not declared their ITR details.

**Some Candidates may be exempted filing ITR*

- Candidates with High Income as Declared in ITR:** The details of top 3 candidates with high income declared in ITR are given below:

S.No.	Name	Party Name	Constituency	District	Total Asset (Rs)	Self Source of Income	Spouse's Source of Income	The financial year for which the last income tax return has been filed by candidate	Total income shown by candidate in ITR (Self+Spouse+Dependent) (Rs)	Self income shown by candidate in ITR (Rs)
1	Parag Shah	BJP	GHATKOPAR EAST	MUMBAI SUBURBAN	5,00,62,46,474 500 Crore+	Business	Investment	2018-2019	33,95,56,990 33 Crore+	13,78,93,067 13 Crore+
2	Mangalprabhat Lodha	BJP	MALABAR HILL	MUMBAI CITY	4,41,65,70,742 441 Crore+	Salary and Income from Investments	Salary and Income from Investments	2018-2019	11,01,19,047 11 Crore+	10,40,00,979 10 Crore+
3	Dr.Atulbaba Suresh Bhosale	BJP	KARAD SOUTH	SATARA	67,89,84,781 67 Crore+	Agriculture & Business	Agriculture & Business		10,61,64,270 10 Crore+	1,25,01,885 1 Crore+

Table: Top 3 candidates with High Income declared in ITR

Data in this Kit is presented in good faith, with an intention to inform voters. Candidates' affidavits obtained from the ECI website (www.eci.gov.in) with nomination papers is the source of this analysis. Website:-www.adrindia.org, www.myneta.info,

- **Candidates with High Assests and No ITR:** The details of two candidates with assets worth more than Rs. 1 crore, who have not declared ITR are given below:

S.No.	Name	District	Constituency	Party Name	Movable Assets (Rs)	Immovable Assets (Rs)	Total Assets (Rs)	PAN Given	Self Income
1	Pandurang Dnyanoba Shinde	OSMANABAD	TULJAPUR	IND	18,35,000	2,85,00,000	3,03,35,000 3 Crore+	N	ITR not filed
2	Anjanabai Ananda More	NASHIK	BAGLAN (ST)	BSP	87,664	1,66,00,000	1,66,87,664 1 Crore+	N	ITR not filed

Table: Candidates with High Assests and No ITR

- **Undeclared PAN:** A total of **172 (5%)** candidates have not declared their PAN details.

Other Background Details

- **Education details of candidates:** **1629(52%)** candidates have declared their educational qualification to be between **5th and 12th**, while **1286(41%)** candidates have declared having an educational qualification of **graduate or above**. **76** candidates are diploma holder and **84** candidates are literate. There are **36** candidates who are **illiterate** while **one** candidate has **not given his** educational qualifications details.
- **Age details of candidates:** **2157(69%)** candidates have declared their age to be between **25 to 50 years** while **896 (29%)** candidates have declared their age to be between **51 to 70 years**. There are **47(2%)** candidates who have declared their age to be between **71 to 80 years**. **7** candidates have **not given** their age. There are **4** candidates who have declared age to be **above 80 years** whereas **one** candidate has declared his age to be **below 25 years**.
- **Gender details of candidates:** **235(8%)** female candidates are contesting in **the Maharashtra assembly election this year**. In 2014 Maharashtra Assembly Elections, **161(7%)** out of **2336** candidates analysed were women.

Analysis based on declared criminal cases

Party wise candidates with self-declared criminal cases

Party Name	Total number of candidates analyzed	candidates with declared Criminal Cases	% of candidates with declared criminal cases	candidates with declared serious criminal cases	% of candidates with declared serious criminal cases
Independent	1359	280	21%	193	14%
BSP	246	52	21%	41	17%
VANCHIT BAHUJAN AAGHADI	223	81	36%	52	23%
BJP	162	96	59%	59	36%
INC	147	83	57%	44	30%
SHS	124	75	61%	59	48%
NCP	116	73	63%	40	35%
MNS	99	49	50%	34	34%
BAHUJAN MUKTI PARTY	77	4	5%	2	3%
ALL INDIA MAJLIS-E-ITTEHADUL MUSLIMEEN	40	21	53%	17	43%
SAMBHAJI BRIGADE PARTY	36	7	19%	3	8%
BAHUJAN VIKAS AAGHADI	29	11	38%	9	31%
AMBEDKARITE PARTY OF INDIA	28	2	7%	1	4%
AAP	23	5	22%	2	9%
PRAHAR JANSHAKTI PARTY	23	10	44%	5	22%
PEASANTS AND WORKERS PARTY OF INDIA	22	7	32%	2	9%
BALIRAJA PARTY	22	9	41%	6	27%
PEOPLES PARTY OF INDIA (DEMOCRATIC)	21	1	5%	1	5%
BAHUJAN MAHA PARTY	21	6	29%	5	24%
CPI	15	9	60%	3	20%
GONDVANA GANTANTRA PARTY	13	1	8%	0	0%

Data in this Kit is presented in good faith, with an intention to inform voters. Candidates' affidavits obtained from the ECI website (www.eci.gov.in) with nomination papers is the source of this analysis. Website:-www.adrindia.org, www.myneta.info,

Party Name	Total number of candidates analyzed	candidates with declared Criminal Cases	% of candidates with declared criminal cases	candidates with declared serious criminal cases	% of candidates with declared serious criminal cases
IUML	13	2	15%	2	15%
HINDUSTAN JANTA PARTY	9	1	11%	1	11%
TIPU SULTAN PARTY	9	1	11%	0	0%
SP	7	2	29%	1	14%
SWATANTRA BHARAT PAKSHA	7	2	29%	0	0%
AKHIL BHARAT HINDU MAHASABHA	6	1	17%	1	17%
JD(S)	6	1	17%	1	17%
CPI(M)	5	3	60%	2	40%
RASHTRIYA MARATHA PARTY	5	1	20%	1	20%
SWABHIMANI PAKSHA	5	2	40%	2	40%
BHARTIYA MANAVADHIKAAR FEDERAL PARTY	4	1	25%	1	25%
SAMAJWADI FORWARD BLOC	4	1	25%	0	0%
AIM POLITICAL PARTY	4	2	50%	2	50%
JAN SURAJYA SHAKTI	4	1	25%	0	0%
HAMARI APNI PARTY	3	1	33%	0	0%
JANATA PARTY	3	1	33%	0	0%
REPUBLICAN BAHUJAN SENA	3	1	33%	1	33%
AMBEDKARIST REPUBLICAN PARTY	3	1	33%	1	33%
PRAJASATTAK BHARAT PAKSHA	3	1	33%	1	33%
LOKTANTRIK JANTA DAL	2	1	50%	0	0%
AKHIL BHARTIYA EKATA PARTY	2	1	50%	1	50%
RASHTRIYA JANKRANTI PARTY	2	1	50%	1	50%
MAHARASHTRA BAHUJAN VANCHIT AGADI	2	1	50%	1	50%
UNITED CONGRESS PARTY	1	1	100%	1	100%
RPI	1	1	100%	0	0%
KRANTIKARI SHETKARI PARTY	1	1	100%	0	0%
YUVA JANKALYAN PARTY	1	1	100%	1	100%
Others	151	0	0%	0	0%

Data in this Kit is presented in good faith, with an intention to inform voters. Candidates' affidavits obtained from the ECI website (www.eci.gov.in) with nomination papers is the source of this analysis. Website:-www.adrindia.org, www.myneta.info,

Party Name	Total number of candidates analyzed	candidates with declared Criminal Cases	% of candidates with declared criminal cases	candidates with declared serious criminal cases	% of candidates with declared serious criminal cases
Total	3112	916	29%	600	19%

Table: Party wise candidates with self-declared criminal cases

Red Alert Constituencies

S.No.	District	Constituency	Number of Candidates Analyzed	Number of Candidates with Criminal Cases	Parties fielding Candidates with Criminal Cases
1	NANDED	NANDED SOUTH	37	10	All India Majlis-E-Ittehadul Muslimeen, IND, IND, IND, IND, IND, IND, Sambhaji Brigade Party, Vanchit Bahujan Aaghadi
2	AURANGABAD	AURANGABAD (CENTRAL)	14	9	SHS, NCP, All India Majlis-E-Ittehadul Muslimeen, BSP, CPI, IND, IND, IND, Vanchit Bahujan Aaghadi
3	BEED	GEORAI	18	8	BJP, NCP, BSP, CPI, IND, IND, IND, Vanchit Bahujan Aaghadi
4	BEED	BEED	32	8	SHS, NCP, All India Majlis-E-Ittehadul Muslimeen, IND, IND, IND, Prahar Janshakti Party, Vanchit Bahujan Aaghadi
5	MUMBAI SUBURBAN	ANUSHAKTI NAGAR	15	8	SHS, MNS, All India Majlis-E-Ittehadul Muslimeen, BSP, IND, IND, IND, IND
6	YAVATMAL	WANI	18	8	INC, MNS, CPI, Gondvana Gantantra Party, IND, IND, IND, IND
7	JALNA	JALNA	31	8	SHS, INC, BSP, IND, IND, IND, IND, Prajasattak Bharat Paksha
8	THANE	KALYAN WEST	16	8	SHS, INC, All India Majlis-E-Ittehadul Muslimeen, IND, IND, IND, IND, Vanchit Bahujan Aaghadi
9	AURANGABAD	AURANGABAD (EAST)	33	8	BJP, All India Majlis-E-Ittehadul Muslimeen, BSP, IND, IND, IND, IND, IND
10	SOLAPUR	SOLAPUR CITY CENTRAL	19	7	SHS, INC, All India Majlis-E-Ittehadul Muslimeen, BSP, IND, IND, IND
11	THANE	KALYAN EAST	19	7	BJP, BSP, IND, IND, IND, IND, IND
12	SOLAPUR	BARSHI	14	7	SHS, NCP, MNS, IND, IND, IND, IND
13	THANE	BHIWANDI EAST	14	7	SHS, INC, MNS, IND, IND, Samajwadi Forward Bloc, SP
14	THANE	ULHASNAGAR	18	7	BJP, NCP, IND, IND, IND, IND, Vanchit Bahujan Aaghadi
15	PUNE	PUNE CANTONMENT (SC)	27	7	BJP, INC, AAP, BSP, Hamari Apni Party, IND, IND

Data in this Kit is presented in good faith, with an intention to inform voters. Candidates' affidavits obtained from the ECI website (www.eci.gov.in) with nomination papers is the source of this analysis. Website:-www.adrindia.org, www.myneta.info,

S.No.	District	Constituency	Number of Candidates Analyzed	Number of Candidates with Criminal Cases	Parties fielding Candidates with Criminal Cases
16	OSMANABAD	TULJAPUR	16	6	BJP, INC, MNS, Baliraja Party, IND
17	NASHIK	NASHIK EAST	11	6	BJP, INC, IND, IND, IND, Vanchit Bahujan Aaghadi
18	KOLHAPUR	HATKANANGLE (SC)	16	6	SHS, All India Majlis-E-Ittehadul Muslimeen, IND, IND, IND, Jan Surajya Shakti
19	AHMEDNAGAR	AHMEDNAGAR CITY	10	6	SHS, NCP, CPI, IND, IND, Vanchit Bahujan Aaghadi
20	NAGPUR	NAGPUR SOUTH WEST	20	6	BJP, INC, BSP, IND, Maharashtra Bahujan Vanchit Agadi, Vanchit Bahujan Aaghadi
21	NASHIK	NASHIK WEST	18	6	BJP, NCP, BSP, IND, IND, IND
22	PARBHANI	PATHRI	10	6	BJP, INC, Ambedkarist Republican Party, BSP, IND, Vanchit Bahujan Aaghadi
23	LATUR	AUSA	14	6	BJP, INC, BSP, IND, IND, Sambhaji Brigade Party
24	THANE	KOPRI-PACHPAKHADI	11	6	SHS, INC, MNS, Ambedkarite Party of India, Republican Bahujan Sena, Vanchit Bahujan Aaghadi
25	PARBHANI	PARBHANI	15	6	SHS, MNS, All India Majlis-E-Ittehadul Muslimeen, IND, IND, Vanchit Bahujan Aaghadi
26	PUNE	KASBA PETH	10	6	BJP, INC, MNS, IND, IND, IND
27	YAVATMAL	ARNI (ST)	10	6	BJP, INC, Bahujan Mukti Party, IND, IND, Vanchit Bahujan Aaghadi
28	MUMBAI SUBURBAN	CHANDIVALI	15	6	SHS, INC, MNS, All India Majlis-E-Ittehadul Muslimeen, IND, United Congress Party
29	AKOLA	BALAPUR	14	6	SHS, NCP, BSP, IND, IND, Vanchit Bahujan Aaghadi
30	SOLAPUR	PANDHARPUR	20	6	INC, NCP, Bahujan Maha Party, IND, IND, IND
31	WARDHA	HINGANGHAT	13	5	NCP, IND, IND, IND, IND
32	AKOLA	AKOT	13	5	INC, IND, IND, IND, Prahar Janshakti Party
33	PUNE	HADAPSAR	14	5	BJP, NCP, MNS, IND, Vanchit Bahujan Aaghadi
34	THANE	OVALA MAJIWADA	14	5	SHS, INC, MNS, IND, IND
35	MUMBAI CITY	MUMBADEVI	11	5	SHS, INC, MNS, Aim Political Party, Vanchit Bahujan Aaghadi
36	SANGLI	SANGLI	11	5	INC, IND, IND, IND, IND
37	THANE	AIROLI	10	5	NCP, MNS, BSP, IND, IND
38	NASHIK	NANDGAON	14	5	SHS, NCP, IND, IND, Vanchit Bahujan Aaghadi
39	GONDIYA	GONDIA	17	5	BJP, IND, IND, IND, IND
40	SOLAPUR	KARMALA	8	5	SHS, NCP, IND, IND, Vanchit Bahujan Aaghadi
41	BEED	MAJALGAON	24	5	BJP, All India Majlis-E-Ittehadul Muslimeen, IND, IND, IND

Data in this Kit is presented in good faith, with an intention to inform voters. Candidates' affidavits obtained from the ECI website (www.eci.gov.in) with nomination papers is the source of this analysis. Website:-www.adrindia.org, www.myneta.info,

S.No.	District	Constituency	Number of Candidates Analyzed	Number of Candidates with Criminal Cases	Parties fielding Candidates with Criminal Cases
42	MUMBAI SUBURBAN	GHATKOPAR WEST	13	5	BJP, MNS, IND, IND, IND
43	THANE	KALYAN RURAL	12	5	SHS, MNS, Bahujan Vikas Aaghadi, IND, Peasants And Workers Party of India
44	AURANGABAD	VAIJAPUR	16	5	MNS, BSP, IND, IND, Prahar Janshakti Party
45	PUNE	PIMPRI (SC)	17	5	SHS, IND, IND, IND, IND
46	MUMBAI CITY	SION KOLIWADA	11	5	BJP, INC, MNS, Bahujan Maha Party, CPI
47	THANE	BELAPUR	17	5	BJP, NCP, MNS, IND, Yuva Jankalyan Party
48	AURANGABAD	PHOLAMBARI	13	5	BJP, BSP, IND, IND, Prahar Janshakti Party
49	SOLAPUR	SOLAPUR CITY NORTH	14	5	NCP, All India Majlis-E-Ittehadul Muslimeen, IND, Sambhaji Brigade Party, Vanchit Bahujan Aaghadi
50	SOLAPUR	MOHOL (SC)	14	5	SHS, Bahujan Maha Party, Bahujan Vikas Aaghadi, IND, IND
51	PUNE	KHADAKWASALA	6	5	BJP, Bahujan Mukti Party, BSP, IND, Vanchit Bahujan Aaghadi
52	YAVATMAL	YAVATMAL	13	5	BJP, Baliraja Party, IND, IND, Vanchit Bahujan Aaghadi
53	WARDHA	DEOLI	14	5	SHS, IND, IND, IND, Vanchit Bahujan Aaghadi
54	PARBHANI	GANGAKHED	14	5	SHS, NCP, IND, IND, IND
55	RAIGAD	MAHAD	8	5	SHS, INC, MNS, Bahujan Mukti Party, Vanchit Bahujan Aaghadi
56	KOLHAPUR	ICHALKARANJI	14	5	BJP, Akhil Bharat Hindu Mahasabha, IND, IND, IND
57	BULDHANA	BULDHANA	7	5	SHS, INC, All India Majlis-E-Ittehadul Muslimeen, BSP, IND
58	PUNE	KOTHRUD	11	4	BJP, MNS, AAP, IND
59	AMARAVATI	ACHALPUR	11	4	INC, All India Majlis-E-Ittehadul Muslimeen, Prahar Janshakti Party, RPI
60	THANE	AMBARNATH (SC)	16	4	Bahujan Vikas Aaghadi, IND, IND, Vanchit Bahujan Aaghadi
61	JALGAON	CHALISGAON	8	4	BJP, NCP, MNS, Vanchit Bahujan Aaghadi
62	PUNE	PARVATI	11	4	BJP, NCP, AAP, IND
63	MUMBAI CITY	WORLI	13	4	NCP, BSP, IND, Vanchit Bahujan Aaghadi
64	PUNE	DAUND	13	4	BJP, NCP, IND, Vanchit Bahujan Aaghadi
65	BHANDARA	SAKOLI	15	4	BJP, INC, Baliraja Party, Vanchit Bahujan Aaghadi
66	NASHIK	NASHIK (CENTRAL)	9	4	INC, BSP, IND, Vanchit Bahujan Aaghadi
67	SANGLI	ISLAMPUR	6	4	SHS, Baliraja Party, IND, Vanchit Bahujan Aaghadi
68	PALGHAR	NALASOPARA	14	4	SHS, Hindustan Janta Party, IND, Vanchit Bahujan Aaghadi

Data in this Kit is presented in good faith, with an intention to inform voters. Candidates' affidavits obtained from the ECI website (www.eci.gov.in) with nomination papers is the source of this analysis. Website:-www.adrindia.org, www.myneta.info,

S.No.	District	Constituency	Number of Candidates Analyzed	Number of Candidates with Criminal Cases	Parties fielding Candidates with Criminal Cases
69	MUMBAI SUBURBAN	BHANDUP WEST	7	4	SHS, MNS, BSP, Vanchit Bahujan Aaghadi
70	PUNE	INDAPUR	14	4	BSP, IND, IND, Vanchit Bahujan Aaghadi
71	KOLHAPUR	SHIROL	9	4	SHS, BSP, IND, Swabhimani Paksha
72	SANGLI	JAT	8	4	BJP, INC, Baliraja Party, JD(S)
73	BULDHANA	MALKAPUR	11	4	INC, IND, IND, IND
74	AURANGABAD	AURANGABAD (WEST) (SC)	11	4	All India Majlis-E-Ittehadul Muslimeen, Bahujan Maha Party, IND, Vanchit Bahujan Aaghadi
75	JALGAON	RAVER	8	4	INC, IND, IND, Vanchit Bahujan Aaghadi
76	THANE	BHIWANDI WEST	7	4	BJP, INC, IND, Vanchit Bahujan Aaghadi
77	NAGPUR	NAGPUR CENTRAL	13	4	BJP, INC, IND, Vanchit Bahujan Aaghadi
78	NANDED	NANDED NORTH	23	4	SHS, IND, IND, Rashtriya Maratha Party
79	NANDED	BHOKAR	6	4	BJP, INC, BSP, IND
80	JALGAON	PACHORA	7	4	SHS, NCP, IND, Vanchit Bahujan Aaghadi
81	SATARA	PHALTAN (SC)	11	4	BJP, NCP, BSP, IND
82	BEED	PARLI	16	4	BJP, NCP, IND, Vanchit Bahujan Aaghadi
83	AHMEDNAGAR	SHRIRAMPUR (SC)	10	4	SHS, INC, MNS, IND
84	KOLHAPUR	RADHANAGARI	12	4	SHS, NCP, IND, IND
85	THANE	MEERA BHAYANDAR	12	4	BJP, INC, IND, IND
86	JALGAON	JALGAON CITY	13	4	BJP, MNS, IND, IND
87	NAGPUR	RAMTEK	9	4	BJP, BSP, IND, Prahar Janshakti Party
88	CHANDRAPUR	BALLARPUR	13	4	BJP, INC, BSP, Vanchit Bahujan Aaghadi
89	NAGPUR	NAGPUR NORTH (SC)	13	4	BJP, INC, BSP, Vanchit Bahujan Aaghadi
90	AMARAVATI	DHAMANGAON RAILWAY	18	4	BJP, INC, Bahujan Vikas Aaghadi, Vanchit Bahujan Aaghadi
91	AHMEDNAGAR	SHRIGONDA	11	4	BJP, NCP, Sambhaji Brigade Party, Vanchit Bahujan Aaghadi
92	RAIGAD	PANVEL	10	4	BJP, IND, IND, IND
93	JALNA	BADNAPUR (SC)	14	4	BJP, NCP, IND, IND
94	RAIGAD	KARJAT	11	4	SHS, NCP, CPI, Vanchit Bahujan Aaghadi
95	THANE	MURBAD	7	4	BJP, NCP, BSP, IND

Data in this Kit is presented in good faith, with an intention to inform voters. Candidates' affidavits obtained from the ECI website (www.eci.gov.in) with nomination papers is the source of this analysis. Website:-www.adrindia.org, www.myneta.info,

S.No.	District	Constituency	Number of Candidates Analyzed	Number of Candidates with Criminal Cases	Parties fielding Candidates with Criminal Cases
96	MUMBAI CITY	DHARAVI (SC)	11	4	SHS, INC, All India Majlis-E-Ittehadul Muslimeen, IND
97	MUMBAI SUBURBAN	VARSOVA	9	4	MNS, IND, Vanchit Bahujan Aaghadi
98	DHULE	DHULE CITY	8	4	SHS, MNS, All India Majlis-E-Ittehadul Muslimeen, IND
99	NASHIK	MALEGAON (CENTRAL)	12	4	INC, IND, IND, IND
100	NANDED	LOHA	10	4	NCP, IND, Sambhaji Brigade Party, Vanchit Bahujan Aaghadi
101	RAIGAD	ALIBAG	13	4	SHS, INC, IND, Peasants And Workers Party of India
102	PUNE	CHINCHWAD	10	4	BJP, BSP, IND, Peasants And Workers Party of India
103	KOLHAPUR	KOLHAPUR NORTH	8	4	SHS, INC, CPI, IND
104	PUNE	SHIRUR	8	4	BJP, NCP, MNS, BSP
105	NAGPUR	NAGPUR SOUTH	17	4	BJP, IND, IND, IND
106	NANDURABAR	AKKALKUWA (ST)	6	3	SHS, AAP, IND
107	DHULE	SINDHKHEDA	6	3	BJP, NCP, IND
108	THANE	DOMBIVALI	6	3	BJP, INC, MNS
109	MUMBAI SUBURBAN	GHATKOPAR EAST	11	3	INC, IND, Vanchit Bahujan Aaghadi
110	WASHIM	RISOD	15	3	SHS, BSP, IND
111	LATUR	AHMEDPUR	8	3	All India Majlis-E-Ittehadul Muslimeen, IND, IUML
112	BHANDARA	TUMSAR	9	3	NCP, IND, IND
113	SANGLI	SHIRALA	9	3	NCP, IND, Vanchit Bahujan Aaghadi
114	SINDHUDURG	KANKAVLI	7	3	BJP, SHS, MNS
115	OSMANABAD	PARANDA	8	3	NCP, Bahujan Vikas Aaghadi, Vanchit Bahujan Aaghadi
116	SOLAPUR	SANGOLA	20	3	NCP, IND, IND
117	MUMBAI CITY	BYCULLA	10	3	INC, Aim Political Party, IND
118	AHMEDNAGAR	SHIRDI	5	3	INC, BSP, IND
119	KOLHAPUR	KARVIR	8	3	SHS, INC, Baliraja Party
120	PARBHANI	JINTUR	12	3	BJP, NCP, IND
121	MUMBAI SUBURBAN	MANKHURD SHIVAJINAGAR	10	3	IND, IND, SP
122	RAIGAD	PEN	13	3	INC, IND, Peasants And Workers Party of India

Data in this Kit is presented in good faith, with an intention to inform voters. Candidates' affidavits obtained from the ECI website (www.eci.gov.in) with nomination papers is the source of this analysis. Website:-www.adrindia.org, www.myneta.info,

S.No.	District	Constituency	Number of Candidates Analyzed	Number of Candidates with Criminal Cases	Parties fielding Candidates with Criminal Cases
123	MUMBAI SUBURBAN	VANDRE EAST	13	3	MNS, All India Majlis-E-Ittehadul Muslimeen, IUML
124	GADCHIROLI	AHERI (ST)	5	3	INC, NCP, Vanchit Bahujan Aaghadi
125	SATARA	PATAN	9	3	IND, Sambhaji Brigade Party, Vanchit Bahujan Aaghadi
126	PUNE	BARAMATI	9	3	BJP, IND, Rashtriya Jankranti Party
127	NAGPUR	NAGPUR WEST	11	3	BJP, INC, IND
128	MUMBAI SUBURBAN	JOGESHWARI EAST	7	3	SHS, IND, IND
129	NAGPUR	KATOL	10	3	BJP, NCP, Vanchit Bahujan Aaghadi
130	NAGPUR	HINGNA	11	3	NCP, Peoples Party of India (Democratic), Vanchit Bahujan Aaghadi
131	AURANGABAD	PAITHAN	15	3	SHS, IND, Vanchit Bahujan Aaghadi
132	PALGHAR	VASAI	6	3	SHS, MNS, Bahujan Vikas Aaghadi
133	MUMBAI CITY	COLABA	7	3	BJP, INC, IND
134	HINGOLI	KALAMNURI	7	3	SHS, INC, BSP
135	AMARAVATI	TEOSA	10	3	INC, IND, IND
136	NASHIK	DEOLALI (SC)	12	3	SHS, IND, Vanchit Bahujan Aaghadi
137	THANE	MUMBRA-KALWA	11	3	NCP, Bahujan Maha Party, IND
138	AKOLA	AAKOLA WEST	9	3	BJP, INC, Vanchit Bahujan Aaghadi
139	AMARAVATI	AMRAVATI	20	3	BJP, INC, Vanchit Bahujan Aaghadi
140	MUMBAI SUBURBAN	CHEMBUR	12	3	INC, MNS, BSP
141	NAGPUR	NAGPUR EAST	8	3	BJP, INC, IND
142	PUNE	JUNNAR	10	3	SHS, NCP, IND
143	NASHIK	NIPHAD	5	3	NCP, Bahujan Vikas Aaghadi, Vanchit Bahujan Aaghadi
144	HINGOLI	HINGOLI	9	3	BJP, BSP, Prahar Janshakti Party
145	KOLHAPUR	CHANDGAD	14	3	SHS, IND, Vanchit Bahujan Aaghadi
146	OSMANABAD	OSMANABAD	10	3	NCP, BSP, IND
147	RAIGAD	URAN	8	3	SHS, IND, Peasants And Workers Party of India
148	PUNE	BHOR	6	3	SHS, INC, Vanchit Bahujan Aaghadi
149	PALGHAR	DAHANU (ST)	10	3	BJP, CPI(M), IND

Data in this Kit is presented in good faith, with an intention to inform voters. Candidates' affidavits obtained from the ECI website (www.eci.gov.in) with nomination papers is the source of this analysis. Website:-www.adrindia.org, www.myneta.info,

S.No.	District	Constituency	Number of Candidates Analyzed	Number of Candidates with Criminal Cases	Parties fielding Candidates with Criminal Cases
150	RAIGAD	SHRIVARDHAN	14	3	SHS, NCP, MNS
151	NANDED	KINWAT	13	3	BJP, Baliraja Party, Sambhaji Brigade Party
152	PUNE	KHED ALANDI	9	3	SHS, NCP, IND
153	LATUR	LATUR CITY	19	3	BJP, IND, IND
154	SOLAPUR	AKKALKOT	10	3	BJP, INC, IND
155	MUMBAI SUBURBAN	ANDHERI WEST	8	3	INC, All India Majlis-E-Ittehadul Muslimeen, CPI(M)
156	JALGAON	ERANDOL	8	3	NCP, IND, IND
157	JALGAON	JALGAON RURAL	10	3	SHS, IND, IND
158	SATARA	KOREGAON	7	3	SHS, NCP, IND
159	NAGPUR	SAVNER	8	3	BJP, INC, Swatantra Bharat Paksha
160	BHANDARA	BHANDARA (SC)	14	3	BJP, INC, IND
161	NASHIK	IGATPURI (ST)	9	3	MNS, IND, Vanchit Bahujan Aaghadi
162	BULDHANA	KHAMGAON	11	3	BJP, INC, Vanchit Bahujan Aaghadi
163	CHANDRAPUR	CHIMUR	10	3	BJP, INC, IND
164	SANGLI	PALUS-KADEGAON	9	3	SHS, IND, Janata Party
165	JALNA	GANSAVANGI	13	3	SHS, BSP, Vanchit Bahujan Aaghadi
166	NASHIK	CHANDWAD	9	3	INC, BSP, IND
167	AHMEDNAGAR	NEVASA	16	3	BSP, IND, Krantikari Shetkari Party
168	AHMEDNAGAR	SHEVGAON	8	3	NCP, IND, Vanchit Bahujan Aaghadi
169	MUMBAI SUBURBAN	DINDOSHI	10	3	NCP, MNS, Bahujan Vikas Aaghadi
170	SOLAPUR	SOLAPUR SOUTH	14	3	BJP, BSP, IND
171	NASHIK	MALEGAON (OUTER)	9	3	SHS, INC, IND
172	MUMBAI CITY	MALABAR HILL	10	3	BJP, INC, Bhartiya Manavadhikaar Federal Party
173	AHMEDNAGAR	PARNER	6	3	SHS, NCP, BSP
174	AKOLA	AKOLA EAST	11	3	BJP, INC, IND
175	BULDHANA	CHIKHLI	10	3	BJP, INC, IND
176	SANGLI	MIRAJ (SC)	7	3	BJP, IND, Vanchit Bahujan Aaghadi

Table: Red Alert constituencies

Data in this Kit is presented in good faith, with an intention to inform voters. Candidates' affidavits obtained from the ECI website (www.eci.gov.in) with nomination papers is the source of this analysis. Website:-www.adrindia.org, www.myneta.info,

Analysis based on assets

Party Wise Crorepatis

Party Name	Number of Candidates Analyzed	Number of Crorepati Candidates	Percentage of Crorepati Candidates
Independent	1359	238	18%
BJP	162	155	96%
INC	147	126	86%
SHS	124	116	94%
NCP	116	101	87%
VANCHIT BAHUJAN AAGHADI	223	93	42%
MNS	99	52	53%
BSP	246	24	10%
ALL INDIA MAJLIS-E-ITTEHADUL MUSLIMEEN	40	13	33%
AAP	23	9	39%
PRAHAR JANSHAKTI PARTY	23	8	35%
PEASANTS AND WORKERS PARTY OF INDIA	22	7	32%
BAHUJAN VIKAS AAGHADI	29	7	24%
JAN SURAJYA SHAKTI	4	4	100%
SWATANTRA BHARAT PAKSHA	7	4	57%
SAMBHAJI BRIGADE PARTY	36	4	11%
CPI	15	3	20%
SP	7	3	43%
SWABHIMANI PAKSHA	5	3	60%
JD(S)	6	3	50%
AMBEDKARITE PARTY OF INDIA	28	2	7%
JAN ADHIKAR PARTY	6	2	33%
BALIRAJA PARTY	22	2	9%
BAHUJAN MUKTI PARTY	77	2	3%
AIM POLITICAL PARTY	4	2	50%
BAHUJAN MAHA PARTY	21	2	10%
INDIAN NATIONAL PARIVARTAN PARTY	3	2	67%

Data in this Kit is presented in good faith, with an intention to inform voters. Candidates' affidavits obtained from the ECI website (www.eci.gov.in) with nomination papers is the source of this analysis. Website:-www.adrindia.org, www.myneta.info,

Party Name	Number of Candidates Analyzed	Number of Crorepati Candidates	Percentage of Crorepati Candidates
BHARTIYA MANAVADHIKAAR FEDERAL PARTY	4	1	25%
BAHUJAN REPUBLICAN SOCIALIST PARTY	3	1	33%
MAHARASHTRA KRANTI SENA	5	1	20%
AKHIL BHARAT HINDU MAHASABHA	6	1	17%
GONDVANA GANTANTRA PARTY	13	1	8%
LOKJAGAR PARTY	1	1	100%
HUM BHARTIYA PARTY	2	1	50%
AKHIL BHARATIYA SENA	3	1	33%
NAITIK PARTY	1	1	100%
UNITED CONGRESS PARTY	1	1	100%
PEOPLES PARTY OF INDIA (DEMOCRATIC)	21	1	5%
KRANTIKARI SHETKARI PARTY	1	1	100%
REPUBLICAN BAHUJAN SENA	3	1	33%
RASHTRIYA KISAN BAHUJAN PARTY	2	1	50%
SWARAJ INDIA	1	1	100%
BHARATIYA PRAJA SURAJYA PAKSHA	2	1	50%
HINDUSTAN JANTA PARTY	9	1	11%
RPI	1	1	100%
YUVA JANKALYAN PARTY	1	1	100%
MAHARASHTRA BAHUJAN VANCHIT AGADI	2	1	50%
OTHER	176	0	0%
Total	3112	1007	32%

Table: Party wise break up of crorepati candidates

Average Assets of Candidates: Party Wise Analysis

Party Name	Number of Candidates Analyzed	Average Assets (Rs)
Independent	1359	Rs 1,71,94,236 ~ 1 Crore+
BSP	246	Rs 53,01,167 ~ 53 Lacs+

Data in this Kit is presented in good faith, with an intention to inform voters. Candidates' affidavits obtained from the ECI website (www.eci.gov.in) with nomination papers is the source of this analysis. Website:-www.adrindia.org, www.myneta.info,

Party Name	Number of Candidates Analyzed	Average Assets (Rs)
Vanchit Bahujan Aaghadi	223	Rs 2,28,24,280 ~ 2 Crore+
BJP	162	Rs 23,58,03,437 ~ 23 Crore+
INC	147	Rs 14,78,89,766 ~ 14 Crore+
SHS	124	Rs 12,57,59,143 ~ 12 Crore+
NCP	116	Rs 11,43,76,344 ~ 11 Crore+
MNS	99	Rs 2,29,98,568 ~ 2 Crore+
Bahujan Mukti Party	77	Rs 20,38,669 ~ 20 Lacs+
All India Majlis-E-Ittehadul Muslimeen	40	Rs 1,83,24,138 ~ 1 Crore+
Sambhaji Brigade Party	36	Rs 38,36,375 ~ 38 Lacs+
Bahujan Vikas Aaghadi	29	Rs 7,31,40,092 ~ 7 Crore+
Ambedkarite Party of India	28	Rs 26,41,855 ~ 26 Lacs+
AAP	23	Rs 2,97,33,170 ~ 2 Crore+
Prahar Janshakti Party	23	Rs 79,30,600 ~ 79 Lacs+
Peasants And Workers Party of India	22	Rs 6,89,54,656 ~ 6 Crore+
Baliraja Party	22	Rs 35,99,500 ~ 35 Lacs+
Bahujan Maha Party	21	Rs 24,46,925 ~ 24 Lacs+

Data in this Kit is presented in good faith, with an intention to inform voters. Candidates' affidavits obtained from the ECI website (www.eci.gov.in) with nomination papers is the source of this analysis. Website:-www.adrindia.org, www.myneta.info,

Party Name	Number of Candidates Analyzed	Average Assets (Rs)
Peoples Party of India (Democratic)	21	Rs 24,14,328 ~ 24 Lacs+
CPI	15	Rs 59,10,371 ~ 59 Lacs+
Gondvana Gantantra Party	13	Rs 25,65,594 ~ 25 Lacs+
IUML	13	Rs 13,10,621 ~ 13 Lacs+
Hindustan Janta Party	9	Rs 31,03,848 ~ 31 Lacs+
Tipu Sultan Party	9	Rs 1,75,111 ~ 1 Lacs+
Sardar Vallabhbhai Patel Party	8	Rs 19,99,803 ~ 19 Lacs+
Bhartiya Tribal Party	8	Rs 12,94,632 ~ 12 Lacs+
SP	7	Rs 31,07,40,453 ~ 31 Crore+
Swatantra Bharat Paksha	7	Rs 1,06,52,909 ~ 1 Crore+
JD(S)	6	Rs 1,12,75,406 ~ 1 Crore+
Akhil Bharat Hindu Mahasabha	6	Rs 62,41,354 ~ 62 Lacs+
Jan Adhikar Party	6	Rs 53,51,263 ~ 53 Lacs+
Ambedkar National Congress	6	Rs 1,14,138 ~ 1 Lacs+
Swabhimani Paksha	5	Rs 23,39,86,415 ~ 23 Crore+
Maharashtra Kranti Sena	5	Rs 55,01,291 ~ 55 Lacs+

Data in this Kit is presented in good faith, with an intention to inform voters. Candidates' affidavits obtained from the ECI website (www.eci.gov.in) with nomination papers is the source of this analysis. Website:-www.adrindia.org, www.myneta.info,

Party Name	Number of Candidates Analyzed	Average Assets (Rs)
CPI(M)	5	Rs 12,21,380 ~ 12 Lacs+
Rashtriya Maratha Party	5	Rs 4,50,827 ~ 4 Lacs+
Jan Surajya Shakti	4	Rs 2,86,33,733 ~ 2 Crore+
Aim Political Party	4	Rs 87,35,750 ~ 87 Lacs+
Sangharsh Sena	4	Rs 40,57,993 ~ 40 Lacs+
Bhartiya Manavadhikaar Federal Party	4	Rs 32,33,534 ~ 32 Lacs+
Janhit Lokshahi Party	4	Rs 22,41,106 ~ 22 Lacs+
Samajwadi Forward Bloc	4	Rs 13,29,770 ~ 13 Lacs+
Maharashtra Parivartan Sena (T)	4	Rs 7,01,875 ~ 7 Lacs+
Prabuddha Republican Party	4	Rs 3,95,250 ~ 3 Lacs+
Rashtriya Jansambhavna Party	4	Rs 1,46,442 ~ 1 Lacs+
Indian National Parivartan Party	3	Rs 1,65,67,967 ~ 1 Crore+
Akhil Bharatiya Sena	3	Rs 1,15,79,942 ~ 1 Crore+
Republican Bahujan Sena	3	Rs 80,91,237 ~ 80 Lacs+
Bahujan Republican Socialist Party	3	Rs 53,53,242 ~ 53 Lacs+
Peace Party	3	Rs 40,77,267 ~ 40 Lacs+

Data in this Kit is presented in good faith, with an intention to inform voters. Candidates' affidavits obtained from the ECI website (www.eci.gov.in) with nomination papers is the source of this analysis. Website:-www.adrindia.org, www.myneta.info,

Party Name	Number of Candidates Analyzed	Average Assets (Rs)
Aapki Apni Party (Peoples)	3	Rs 23,00,168 ~ 23 Lacs+
CPI(ML) Red Star	3	Rs 22,72,761 ~ 22 Lacs+
Hamari Apni Party	3	Rs 14,19,957 ~ 14 Lacs+
Prajasattak Bharat Paksha	3	Rs 14,16,129 ~ 14 Lacs+
Vikas India Party	3	Rs 10,17,667 ~ 10 Lacs+
Ambedkarist Republican Party	3	Rs 4,50,500 ~ 4 Lacs+
Janata Party	3	Rs 3,08,333 ~ 3 Lacs+
Republican Party of India (Khobragade)	3	Rs 81,333 ~ 81 Thou+
Rashtriya Kisan Bahujan Party	2	Rs 2,12,70,531 ~ 2 Crore+
Hum Bhartiya Party	2	Rs 92,74,750 ~ 92 Lacs+
Bharatiya Praja Surajya Paksha	2	Rs 78,48,314 ~ 78 Lacs+
Maharashtra Bahujan Vanchit Agadi	2	Rs 55,44,076 ~ 55 Lacs+
Republican Party of India (Social)	2	Rs 39,44,238 ~ 39 Lacs+
Jai Maha Bharath Party	2	Rs 32,54,000 ~ 32 Lacs+
Pichhra Samaj Party	2	Rs 31,44,750 ~ 31 Lacs+
Right to Recall Party	2	Rs 28,68,175 ~ 28 Lacs+

Data in this Kit is presented in good faith, with an intention to inform voters. Candidates' affidavits obtained from the ECI website (www.eci.gov.in) with nomination papers is the source of this analysis. Website:-www.adrindia.org, www.myneta.info,

Party Name	Number of Candidates Analyzed	Average Assets (Rs)
Vidarbha Rajya Aghadi	2	Rs 26,46,500 ~ 26 Lacs+
Rashtriya Jankranti Party	2	Rs 23,82,000 ~ 23 Lacs+
Rashtriya Sant Sandesh Party	2	Rs 16,66,500 ~ 16 Lacs+
Revolutionary Marxist Party of India	2	Rs 15,20,678 ~ 15 Lacs+
National Socialist Party (United)	2	Rs 5,77,500 ~ 5 Lacs+
Kisan Samaj Party(S)	2	Rs 5,73,000 ~ 5 Lacs+
Akhil Bhartiya Ekata Party	2	Rs 5,70,550 ~ 5 Lacs+
Prabuddha Bharat Prajasattak Party	2	Rs 4,19,629 ~ 4 Lacs+
Loktantrik Janta Dal	2	Rs 4,17,198 ~ 4 Lacs+
Minorities Democratic Party	2	Rs 3,70,000 ~ 3 Lacs+
United Congress Party	1	Rs 8,81,69,026 ~ 8 Crore+
RPI	1	Rs 4,58,55,469 ~ 4 Crore+
Krantikari Shetkari Party	1	Rs 4,40,52,580 ~ 4 Crore+
Yuva Jankalyan Party	1	Rs 3,99,55,876 ~ 3 Crore+
Swaraj India	1	Rs 2,80,59,500 ~ 2 Crore+
Naitik Party	1	Rs 1,87,40,572 ~ 1 Crore+

Data in this Kit is presented in good faith, with an intention to inform voters. Candidates' affidavits obtained from the ECI website (www.eci.gov.in) with nomination papers is the source of this analysis. Website:-www.adrindia.org, www.myneta.info,

Party Name	Number of Candidates Analyzed	Average Assets (Rs)
Lokjagar Party	1	Rs 1,25,79,000 ~ 1 Crore+
Republican Paksha (Khoripa)	1	Rs 91,70,000 ~ 91 Lacs+
Janata Congress	1	Rs 91,18,083 ~ 91 Lacs+
Rashtriya mahan Gantantra Party	1	Rs 89,40,493 ~ 89 Lacs+
Swarajya Sena (Maharashtra)	1	Rs 82,63,000 ~ 82 Lacs+
AIFB	1	Rs 59,72,321 ~ 59 Lacs+
Marxist Leninist Party of India (Red Flag)	1	Rs 53,02,845 ~ 53 Lacs+
Tararani Paksha	1	Rs 44,06,056 ~ 44 Lacs+
RPI(Reformist)	1	Rs 43,36,000 ~ 43 Lacs+
National Youth Party	1	Rs 41,60,000 ~ 41 Lacs+
SUCI(C)	1	Rs 32,15,396 ~ 32 Lacs+
Bhartiya Yuva Sena	1	Rs 22,30,365 ~ 22 Lacs+
Digital Organization of Nation Party	1	Rs 22,10,000 ~ 22 Lacs+
Sanman Rajkiya Paksha	1	Rs 20,50,000 ~ 20 Lacs+
Rashtriya Ulama Council	1	Rs 15,20,000 ~ 15 Lacs+
Lok Bharati	1	Rs 13,35,223 ~ 13 Lacs+

Data in this Kit is presented in good faith, with an intention to inform voters. Candidates' affidavits obtained from the ECI website (www.eci.gov.in) with nomination papers is the source of this analysis. Website:-www.adrindia.org, www.myneta.info,

Party Name	Number of Candidates Analyzed	Average Assets (Rs)
Nationalist Janshakti Party	1	Rs 12,79,449 ~ 12 Lacs+
Bhartiya Bhaichara Party	1	Rs 11,91,194 ~ 11 Lacs+
Chhattisgarh Swabhiman Manch	1	Rs 7,92,000 ~ 7 Lacs+
Akhil Bharatiya Manavata Paksha	1	Rs 6,20,570 ~ 6 Lacs+
New Rashtriya Samaj Party	1	Rs 5,16,500 ~ 5 Lacs+
Vanchit Bahujan Aaghad	1	Rs 5,03,111 ~ 5 Lacs+
All India Minorities Front	1	Rs 4,84,000 ~ 4 Lacs+
Rashtriya Rashtrawadi Party	1	Rs 4,24,005 ~ 4 Lacs+
Bhartiya Dharmanirpeksha Party	1	Rs 4,24,000 ~ 4 Lacs+
Vidarbh Maza Party	1	Rs 3,30,695 ~ 3 Lacs+
Rashtriya Jansurajya Party	1	Rs 3,30,000 ~ 3 Lacs+
Majlis Bachao Tahreek	1	Rs 3,26,200 ~ 3 Lacs+
Bhartiya Navjawan Sena (Paksha)	1	Rs 2,75,000 ~ 2 Lacs+
Bhartiya Jan Samrasata Party	1	Rs 2,63,500 ~ 2 Lacs+
Bhartiya Rashtrawadi Party	1	Rs 2,35,600 ~ 2 Lacs+
Lok Dal	1	Rs 2,11,000 ~ 2 Lacs+

Data in this Kit is presented in good faith, with an intention to inform voters. Candidates' affidavits obtained from the ECI website (www.eci.gov.in) with nomination papers is the source of this analysis. Website:-www.adrindia.org, www.myneta.info,

Party Name	Number of Candidates Analyzed	Average Assets (Rs)
Suheldev Bharatiya Samaj Party	1	Rs 1,13,000 ~ 1 Lacs+
Bahujan Samaj Party	1	Rs 56,847 ~ 56 Thou+
Desh Janhit Party	1	Rs 51,250 ~ 51 Thou+
Pichhara Samaj Party United	1	Rs 40,000 ~ 40 Thou+
Republican Party of India (Reformist)	1	Rs 30,000 ~ 30 Thou+
Lok Sena Party	1	Rs 25,000 ~ 25 Thou+
Kranti Kari Jai Hind Sena	1	Rs 20,000 ~ 20 Thou+
Jai Jawan Jai Kisan Party	1	Rs 10,000 ~ 10 Thou+
Manav Ekta Party	1	Rs 8,091 ~ 8 Thou+
Peoples Republican Party	1	Rs 6,000 ~ 6 Thou+
Bharatiya Minorities Suraksha Mahasangh	1	Rs 0 ~
Party of United Indians	1	Rs 0 ~
All Parties	3112	Rs 4,21,82,829 4 Crore+

Table: Party wise average assets of candidates

Data in this Kit is presented in good faith, with an intention to inform voters. Candidates' affidavits obtained from the ECI website (www.eci.gov.in) with nomination papers is the source of this analysis. Website:-www.adrindia.org, www.myneta.info,

Top 10 Candidates with Highest Assets

S.No.	Name	District	Constituency	Party Name	Movable Assets (Rs)	Immovable Assets (Rs)	Total Assets (Rs)	PAN Given
1	Parag Shah	MUMBAI SUBURBAN	GHATKOPAR EAST	BJP	4,22,60,96,474	78,01,50,000	5,00,62,46,474 500 Crore+	Y
2	Mangalprabhat Lodha	MUMBAI CITY	MALABAR HILL	BJP	2,52,59,91,097	1,89,05,79,645	4,41,65,70,742 441 Crore+	Y
3	Sanjay Chandrakant Jagtap	PUNE	PURANDAR	INC	38,13,32,836	2,07,54,50,000	2,45,67,82,836 245 Crore+	Y
4	Kadam Vishwajeet Patangrao	SANGLI	PALUS-KADEGAON	INC	1,54,75,74,096	62,07,66,139	2,16,83,40,235 216 Crore+	Y
5	Abu Asim Azmi	MUMBAI SUBURBAN	MANKHURD SHIVAJINAGAR	SP	1,70,06,06,968	39,02,20,000	2,09,08,26,968 209 Crore+	Y
6	Rajesh Sambhajirao Pawar	NANDED	NAIGAON	BJP	46,34,06,090	1,44,72,00,000	1,91,06,06,090 191 Crore+	Y
7	Prashant Ramsheth Thakur	RAIGAD	PANVEL	BJP	47,88,89,462	1,35,38,33,100	1,83,27,22,562 183 Crore+	Y
8	Meghe Sameer Dattatraya	NAGPUR	HINGNA	BJP	70,32,35,889	89,27,52,719	1,59,59,88,608 159 Crore+	Y
9	Ghatge Samarjeetsinh Vikramsinh	KOLHAPUR	KAGAL	IND	5,62,07,000	1,46,53,44,000	1,52,15,51,000 152 Crore+	Y
10	Mulik Jagdish Tukaram	PUNE	VADGAON SHERI	BJP	3,55,23,258	1,44,42,49,848	1,47,97,73,106 147 Crore+	Y

Table: Top 10 candidates with highest assets

10 Candidates with Lowest Assets

The details of candidates with lowest assets (excluding candidates with zero assets) are given below:

S.No.	Name	District	Constituency	Party Name	Movable Assets (Rs)	Immovable Assets (Rs)	Total Assets (Rs)	PAN Given
1	Shrivyakteshwar Maha Swamiji (Katakdhond D.G.)#	SOLAPUR	AKKALKOT	Hindustan Janta Party	9	0	9	Y
2	Meenaatai Yadav Khilare	PUNE	PIMPRI (SC)	IND	369*	0	369 3 Hund+	N
3	Akash Prakash Patil	LATUR	AUSA	IND	426*	0	426 4 Hund+	Y
4	Suresh Maroti Meshram	AMARAVATI	BADNERA	IND	500	0	500 5 Hund+	Y
5	Satish Bhaiyyaji Kusaram	GADCHIROLI	GADCHIROLI (ST)	Ambedkarite Party of India	500	0	500 5 Hund+	Y
6	Jadhav Rajesh Sitaram	RATNAGIRI	RATNAGIRI	BSP	500	0	500 5 Hund+	Y
7	Vishwasrao Gunda Ghaste	SANGLI	ISLAMPUR	IND	500*	0	500 5 Hund+	N
8	Amol Dilip Itankar	NAGPUR	NAGPUR EAST	IND	1,000*	0	1,000 1 Thou+	Y
9	Vijay Laxman Aarakh	PUNE	BHOSARI	Bahujan Mukti Party	1,000*	0	1,000 1 Thou+	Y
10	Ajay Jivram Ingle	JALGAON	BHUSAWAL (SC)	Bahujan Mukti Party	1,000	0	1,000 1 Thou+	Y

Table: 10 candidates with lowest assets

* on assets value means candidate has not provided the total in their affidavits, it has been calculated on the basis of details provided by them in the same
#Candidate is contesting from Jat constituency as well

Top 10 Candidates with High Liabilities

S.No.	Name	District	Constituency	Party	Total Assets(Rs)	Liabilities (Rs)	Disputed liabilities (Rs)	PAN Given
1	Mangalprabhat Lodha	MUMBAI CITY	MALABAR HILL	BJP	4,41,65,70,742 441 Crore+	# 2,83,36,98,199 283 Crore+	1,66,72,131 1 Crore+	Y
2	Kadam Vishwajeet Patangrao	SANGLI	PALUS-KADEGAON	INC	2,16,83,40,235 216 Crore+	1,21,03,53,962 121 Crore+	0	Y
3	Pratap Baburao Sarnaik	THANE	OVALA MAJIWADA	SHS	1,43,97,18,745 143 Crore+	# 1,17,08,75,806 117 Crore+	43,18,720 43 Lacs+	Y
4	Babasaheb Mohanrao Patil	LATUR	AHMEDPUR	NCP	6,94,63,932 6 Crore+	75,55,15,886 75 Crore+	0	Y
5	Meghe Sameer Dattatraya	NAGPUR	HINGNA	BJP	1,59,59,88,608 159 Crore+	63,89,15,454 63 Crore+	0	Y
6	Kunalbaba Rohidas Patil	DHULE	DHULE RURAL	INC	42,15,38,841 42 Crore+	39,24,79,000 39 Crore+	0	Y
7	Awhad Jitendra Satish	THANE	MUMBRA-KALWA	NCP	47,89,36,553 47 Crore+	37,58,81,299 37 Crore+	0	Y
8	Rajesh Sambhajirao Pawar	NANDED	NAIGAON	BJP	1,91,06,06,090 191 Crore+	32,67,22,427 32 Crore+	0	Y
9	Shirish Hiralal Chaudhari	JALGAON	AMALNER	BJP	49,41,92,912 49 Crore+	31,34,14,204 31 Crore+	0	Y
10	Muzaffar Hussain	THANE	MEERA BHAYANDAR	INC	95,86,62,722 95 Crore+	31,16,96,074 31 Crore+	0	Y

Table: Top 10 candidates with highest declared liabilities

#Disputed Liabilities

Data in this Kit is presented in good faith, with an intention to inform voters. Candidates' affidavits obtained from the ECI website (www.eci.gov.in) with nomination papers is the source of this analysis. Website:-www.adrindia.org, www.myneta.info,

Income-Tax Details of Candidates
Candidates with high income as declared in the ITR

S.No.	Name	Party Name	Constituency	District	Total Asset (Rs)	Self Source of Income	Spouse's Source of Income	The financial year for which the last income tax return has been filed by candidate	Total income shown by candidate in ITR (Self+Spouse+Dependent) (Rs)	Self income shown by candidate in ITR (Rs)
1	Parag Shah	BJP	GHATKOPAR EAST	MUMBAI SUBURBAN	5,00,62,46,474 500 Crore+	Business	Investment	2018-2019	33,95,56,990 33 Crore+	13,78,93,067 13 Crore+
2	Mangalprabhat Lodha	BJP	MALABAR HILL	MUMBAI CITY	4,41,65,70,742 441 Crore+	Salary and Income from Investments	Salary and Income from Investments	2018-2019	11,01,19,047 11 Crore+	10,40,00,979 10 Crore+
3	Dr.Atulbaba Suresh Bhosale	BJP	KARAD SOUTH	SATARA	67,89,84,781 67 Crore+	Agriculture & Business	Agriculture & Business		10,61,64,270 10 Crore+	1,25,01,885 1 Crore+
4	Chandrakant Pandit Jadhav	INC	KOLHAPUR NORTH	KOLHAPUR	79,62,11,297 79 Crore+	Jadhav Industries, Premala Pictures, Jadhav Tools, Jadhav Beverages, Jadhav Metals	Premala Industries Proprietary Firm	2017-2018	7,24,50,110 7 Crore+	7,18,23,630 7 Crore+
5	Autade Samadhan Mahadeo	IND	PANDHARPUR	SOLAPUR	1,06,96,47,018 106 Crore+	Business	Housewife	2018-2019	6,19,36,197 6 Crore+	6,09,75,903 6 Crore+

Data in this Kit is presented in good faith, with an intention to inform voters. Candidates' affidavits obtained from the ECI website (www.eci.gov.in) with nomination papers is the source of this analysis. Website:-www.adrindia.org, www.myneta.info,

S.No.	Name	Party Name	Constituency	District	Total Asset (Rs)	Self Source of Income	Spouse's Source of Income	The financial year for which the last income tax return has been filed by candidate	Total income shown by candidate in ITR (Self+Spouse+Dependent) (Rs)	Self income shown by candidate in ITR (Rs)
6	Meghe Sameer Dattatraya	BJP	HINGNA	NAGPUR	1,59,59,88,608 159 Crore+	Salary Income,Rental income,Hostel Business & Running of pre primary schools,Agricultural Income	Rental Income,Hostel Business & Running of pre primary Schools,Agricultural Income	2018-2019	4,66,14,560 4 Crore+	4,40,46,700 4 Crore+
7	Mahesh Sambhajiraje Shinde	SHS	KOREGAON	SATARA	22,04,17,625 22 Crore+	Farming, Director of Oasis Brazil Pvt. Ltd. Director of Oasis Therepetics Pvt Ltd. and Director of Nagnath Sugars Public Ltd. Pangarkhel	Farming, Director of Oasis Therepetics Pvt Ltd. and Director of Nagnath Sugars Public Ltd. Pangarkhel	2018-2019	4,32,38,110 4 Crore+	1,82,29,880 1 Crore+
8	Rohit Pawar	NCP	KARJAT JAMKHED	AHMEDNAGAR	59,45,75,227 59 Crore+	Salary, Interest and Agriculture	Business, Interest and Agriculture	2018-2019	4,04,86,997 4 Crore+	3,67,54,723 3 Crore+
9	Narendra Mehta	BJP	MEERA BHAYANDAR	THANE	65,31,94,322 65 Crore+	Salary, Business and Interest from Bank	Business and Interest from Bank	2017-2018	3,97,71,700 3 Crore+	3,48,56,550 3 Crore+

Data in this Kit is presented in good faith, with an intention to inform voters. Candidates' affidavits obtained from the ECI website (www.eci.gov.in) with nomination papers is the source of this analysis. Website:-www.adrindia.org, www.myneta.info,

S.No.	Name	Party Name	Constituency	District	Total Asset (Rs)	Self Source of Income	Spouse's Source of Income	The financial year for which the last income tax return has been filed by candidate	Total income shown by candidate in ITR (Self+Spouse+Dependent) (Rs)	Self income shown by candidate in ITR (Rs)
10	Shekhar Bhagwanrao Gore	IND	MAN	SATARA	53,18,24,974 53 Crore+	Business	Business	2017-2018	3,81,13,954 3 Crore+	3,63,27,691 3 Crore+

Table: Candidates with high income as declared in the ITR

PAN Details of Candidates

Details of candidates who have not declared their PAN

PAN Filled	2940
PAN Not Filled	172
Total	3112

Table: Overall PAN Report

Analysis based on Other Background Details of Candidates

Overall Education Report

Education Group	Number of Candidates analyzed
Illiterate	36
Literate	84
5th Pass	163
8th Pass	330
10th Pass	537
12th Pass	599
Graduate	593
Graduate Professional	329
Post Graduate	324
Doctorate	40
Others	76
Not Given	1
Total	3112

Table: Analysis of candidates on the basis of education

Analysis based on age groups


Age Group (In Years)	Number of Candidates Analyzed
Not Given	7
Less than 25	1
25-30	282
31-40	880
41-50	995
51-60	609
61-70	287
71-80	47

Data in this Kit is presented in good faith, with an intention to inform voters. Candidates' affidavits obtained from the ECI website (www.eci.gov.in) with nomination papers is the source of this analysis. Website:-www.adrindia.org, www.myneta.info,

Age Group (In Years)	Number of Candidates Analyzed
More than 80	4
Total	3112

Table: Analysis of candidates on the basis of age groups

Overall Gender Report



Men	2877
Women	235
Total	3112

Table: Analysis of candidates on the basis of gender



To Get Information About Candidates/Parties/MPs/MLAs/
Corporators/PILs in courts



Give us missed call on: **08010445555**

Toll Free Helpline No: **1800-110-440**

Journalist Helpline no: **8010394248**

Subscribe to ADR on **WhatsApp**
for updates: **7840067840**

Visit: **www.myneta.info**

Email: **adr@adrindia.org**

Send SMS: **Myneta <pincode or constituency>**
to 56070 or 9212356070

To contact ADR State Partners, visit:
<https://adrindia.org/about-adr/state-coordinators>

Social Media

 /myneta.info  /adrindia.org  @adrspeaks  /adrspeaks  /adrspeaks
 <https://in.linkedin.com/company/association-of-democratic-reforms-adr->

Our Websites

www.adrindia.org
Provides detailed analytical reports of Lok Sabha, State Assemblies, local body elections & financial reports of political parties & ongoing PILs in courts

www.myneta.info
Provides full information of criminal cases, asset, liability and education details declared by candidates in the self sworn affidavits

Android Apps

Myneta: The criminal, financial, educational & other background information self declared by candidates in their affidavits during elections is now available on your mobile phones.

Election Watch Reporter: This app provides a tool to the citizens to capture violations of election related laws & the code of conduct. Both the applications are available on Google Play Store.

Contact Details

Maharashtra Election Watch

<p>Mr. Ajit Ranade Founder member, National Election Watch, Association for Democratic Reforms, +91-97022 15312 ajit.ranade@gmail.com</p>	<p>Mr. Sharad Kumar State Coordinator Maharashtra Election Watch +91 98694 03721 sharadkumar40@gmail.com</p>	<p>Mr. Satish Khot Pune Coordinator Maharashtra Election Watch +91 93712 21142 nsccpune@gmail.com</p>
---	--	--

National Election Watch/Association for Democratic Reforms

<p>Media and Journalist Helpline +91 80103 94248 Email: adr@adrindia.org</p>	<p>Maj.Gen. Anil Verma (Retd.) Head National Election Watch, Association for Democratic Reforms 011 4165 4200, +91 88264 79910 adr@adrindia.org, anilverma@adrindia.org</p>	<p>Prof Jagdeep Chhokar IIM Ahmedabad (Retd.) Founder Member, National Election Watch, Association for Democratic Reforms +91 99996 20944 jchhokar@gmail.com</p>	<p>Prof Trilochan Sastry IIM Bangalore Founder Member, National Election Watch, Association for Democratic Reforms +91 94483 53285 trilochans@iimb.ac.in</p>
--	--	---	--

DISCLAIMER

All information in this report has been taken from the website of Election Commission of India (<https://affidavit.eci.gov.in/>). **ADR does not add or subtract any information, unless the EC changes the data. In particular, no unverified information from any other source is used.** While all efforts have been made to ensure that the information is in keeping with what is available in the ECI website, in case of discrepancy between information in this report and that given in the ECI website, the information available ECI website should be treated as correct. Association for Democratic Reforms, Maharashtra Election Watch and their volunteers are not responsible or liable for any damage arising directly or indirectly from the publication of this report.

Data in this Kit is presented in good faith, with an intention to inform voters. Candidates' affidavits obtained from the ECI website (www.eci.gov.in) with nomination papers is the source of this analysis. Website:-www.adrindia.org, www.myneta.info,