

Date: 10-01-2022

**Press Release**

**Manipur Assembly Election 2017**

**Analysis of Criminal Background, Financial, Education, Gender and other details of Sitting MLAs**

**Association for Democratic Reforms**

T-95, C.L. House, 2nd Floor,  
Near Gulmohar Commercial Complex  
Gautam Nagar,  
New Delhi-110 049  
Phone: +91-011-4165-4200  
Fax : +91-11-46094248  
Email :adr@adrindia.org

To report any electoral violations and malpractices during elections download the Election Watch Reporter (Android App)

[https://play.google.com/store/apps/details?id=com.webrosoft.election\\_watch\\_reporter](https://play.google.com/store/apps/details?id=com.webrosoft.election_watch_reporter)

Data in this Kit is presented in good faith, with an intention to inform voters. MLAs' affidavits obtained from the ECI website ([www.eci.gov.in](http://www.eci.gov.in)) with nomination papers is the source of this analysis. Website:-[www.adrindia.org](http://www.adrindia.org), [www.myneta.info](http://www.myneta.info),

## Contents

<b>MANIPUR ASSEMBLY ELECTION 2017.....</b>	<b>1</b>
<b>ANALYSIS OF CRIMINAL BACKGROUND, FINANCIAL, EDUCATION, GENDER AND OTHER DETAILS OF SITTING MLAs.....</b>	<b>1</b>
<b>SUMMARY AND HIGHLIGHTS.....</b>	<b>3</b>
THE FOLLOWING IS THE LIST OF CONSTITUENCIES WHERE MLA SEATS ARE VACANT: .....	3
TABLE: CONSTITUENCIES WHERE THE SEAT OF MLA IS VACANT .....	3
<b>CRIMINAL BACKGROUND .....</b>	<b>4</b>
<b>FINANCIAL BACKGROUND .....</b>	<b>4</b>
OTHER BACKGROUND DETAILS .....	7
<b>ANALYSIS BASED ON DECLARED CRIMINAL CASES.....</b>	<b>8</b>
PARTY WISE MLAs WITH SELF-DECLARED CRIMINAL CASES.....	8
<b>ANALYSIS BASED ON ASSETS.....</b>	<b>8</b>
<b>PARTY WISE CROREPATIS.....</b>	<b>8</b>
AVERAGE ASSETS OF MLAs: PARTY WISE ANALYSIS.....	9
<b>ANALYSIS BASED ON OTHER BACKGROUND DETAILS OF MLAs.....</b>	<b>10</b>
OVERALL EDUCATION REPORT.....	10
ANALYSIS BASED ON AGE GROUPS .....	10
OVERALL GENDER REPORT .....	11
<b>DETAILS OF MLAs WITH DECLARED CRIMINAL CASES.....</b>	<b>12</b>
<b>DONATE TO ADR.....</b>	<b>18</b>
<b>DISCLAIMER.....</b>	<b>20</b>

Data in this Kit is presented in good faith, with an intention to inform voters. MLAs' affidavits obtained from the ECI website ([www.eci.gov.in](http://www.eci.gov.in)) with nomination papers is the source of this analysis. Website:-[www.adrindia.org](http://www.adrindia.org), [www.myneta.info](http://www.myneta.info).

## Summary and Highlights

Association for Democratic Reforms (ADR) and Manipur Election Watch have analyzed the criminal, financial and other background details of **53** out of **60** sitting MLAs. In current assembly 7 seats are vacant. This analysis is based on the affidavits submitted by the candidates prior to the 2017 Assembly elections and bye elections conducted thereafter.

The following is the list of constituencies where MLA seats are vacant:

S.No.	District	Constituency	Current Status
1	Bishnupur	Bishenpur	Vacant
2	Bishnupur	Kumbi	Vacant
3	Churachandpur	Henglep(ST)	Vacant
4	Imphal East	Andro	Vacant
5	Imphal East	Lamlai	Vacant
6	Imphal West	Naoriya Pakhanglakpa	Vacant
7	Tamenglong	Tamenglong(ST)	Vacant

**Table: Constituencies where MLA seats are vacant**

The list of MLAs who have changed parties in the current Assembly in Manipur is given below:

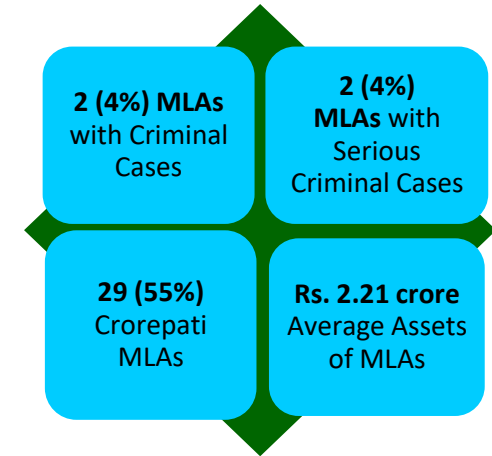
S.No.	Name	District	Constituency	Party in 2017 Assembly elections	Current Party joined
1	Rajkumar Imo Singh	Imphal West	Sagolband	IND	BJP
2	Karam Shyam	Imphal West	Langthabal	LJP	BJP
3	Y. Antas Khan	Thoubal	Lilong : Bye Election On 07-11-2020	IND	BJP
4	Letpao Haokip	Chandel	Chandel(St)	National Peoples Party	BJP
5	Yamthong Haokip	Senapati	Saikul(St)	INC	BJP

**Table: MLAs who changed Political Parties in the current Assembly**

Data in this Kit is presented in good faith, with an intention to inform voters. MLAs' affidavits obtained from the ECI website ([www.eci.gov.in](http://www.eci.gov.in)) with nomination papers is the source of this analysis. Website:-[www.adrindia.org](http://www.adrindia.org), [www.myneta.info](http://www.myneta.info).

### CRIMINAL BACKGROUND

- **MLAs with criminal cases:** Out of 53 sitting MLAs analysed, **2 (4%) MLAs** have declared criminal cases against themselves.
- **MLAs with serious criminal cases:** **2 (4%)** MLAs have declared serious criminal cases.
- **Party wise sitting MLAs with criminal cases:** **2 (7%)** out of 29 MLAs from **BJP** have declared criminal cases against themselves in their affidavit.
- **Party wise sitting MLAs with serious criminal cases:** **2 (7%)** out of 29 MLAs from **BJP** have declared serious criminal cases against themselves in their affidavit.



### FINANCIAL BACKGROUND

- **Crorepati MLAs:** Out of 53 sitting MLAs analysed , **29 (55%)** are crorepatis.
- **Party wise crorepati MLAs:** **15 (52%)** out of 29 MLAs from **BJP**, **10 (67%)** out of 15 MLAs from **INC**, **2 (67%)** out of 3 MLAs from **National Peoples Party** and **2 (50%)** out of 4 MLAs from **Naga Peoples Front** have declared assets valued more than **Rs 1 crore**.

#### Criteria for serious criminal cases

1. Offence for which maximum punishment is of 5 years or more.
2. If an offence is non-bailable
3. If it is an electoral offence (for eg. IPC 171E or bribery)
4. Offence related to loss to exchequer
5. Offences that are assault, murder, kidnap, rape related
6. Offences that are mentioned in Representation of the People Act (Section 8)
7. Offences under Prevention of Corruption Act
8. Crimes against women.

Data in this Kit is presented in good faith, with an intention to inform voters. MLAs' affidavits obtained from the ECI website ([www.eci.gov.in](http://www.eci.gov.in)) with nomination papers is the source of this analysis. Website:-[www.adrindia.org](http://www.adrindia.org), [www.myneta.info](http://www.myneta.info),

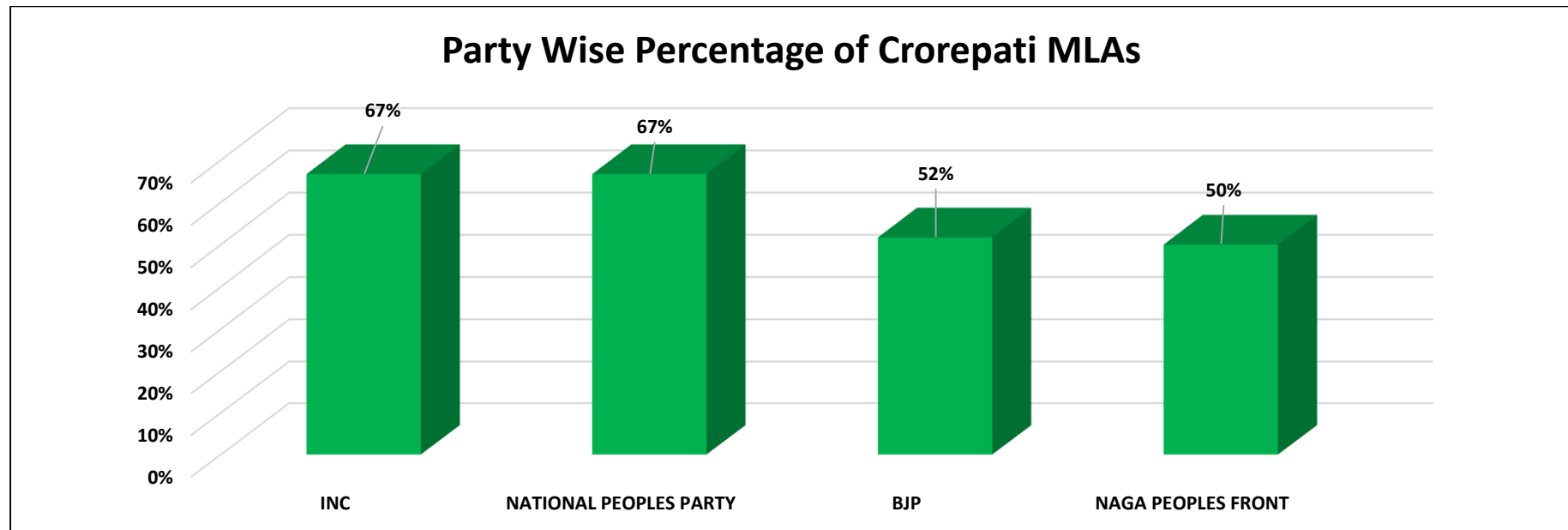


Figure: Party Wise Percentage of Crorepati MLAs

- **Average assets:** The average of assets per sitting MLA is **Rs.2.21 crore**.
- **Party wise average assets:** The average assets per MLA for **29 BJP** MLAs analysed is **Rs.1.63 crores**, **15 INC** MLAs analysed is **Rs.4.04 crores**, **4 Naga Peoples Front** MLAs analysed is **Rs.1.17 crores**, **3 National Peoples Party** MLAs analysed is **Rs.1.27 crores**, **1 AITC** MLA analysed is **Rs.57.47 lakhs** and **1 Independent** MLA has average assets of **Rs. 11.13 lakhs**.

Data in this Kit is presented in good faith, with an intention to inform voters. MLAs' affidavits obtained from the ECI website ([www.eci.gov.in](http://www.eci.gov.in)) with nomination papers is the source of this analysis. Website:-[www.adrindia.org](http://www.adrindia.org), [www.myneta.info](http://www.myneta.info),

- **High asset MLAs:** The top three MLAs with high assets are given below:

S.No.	Name	District	Constituency	Party Name	Movable Assets (Rs)	Immovable Assets (Rs)	Total Assets (Rs)	PAN Given
1	Alfred Kanngam S. Arthur	Ukhrul	Ukhrul	INC	84,23,294	35,61,00,000	36,45,23,294 36 Crore+	N
2	Mayanglambam Rameshwar Singh	Thoubal	Kakching	BJP	3,86,32,071	2,33,54,995	6,19,87,066 6 Crore+	Y
3	Rajkumar Imo Singh	Imphal West	Sagolband	BJP	97,42,346	3,89,78,729	4,87,21,075 4 Crore+	Y

Table: Top three MLAs with highest declared assets

- **Low asset MLAs:** The details of three MLAs with the lowest assets are given below:

S.No.	Name	District	Constituency	Party Name	Movable Assets (Rs)	Immovable Assets (Rs)	Total Assets (Rs)	PAN Given
1	Heikham Dingo Singh	Imphal West	Sekmai(SC)	BJP	4,28,000	5,00,000	9,28,000 9 Lacs+	Y
2	Ashab Uddin	Imphal East	Jiribam	IND	5,53,800	5,60,000	11,13,800 11 Lacs+	Y
3	Laishram Radhakishore Singh	Bishnupur	Oinam	BJP	4,60,329	8,00,000	12,60,329 12 Lacs+	Y

Table: Top three MLAs with lowest declared assets

- **MLAs with high liabilities:** 3 MLAs have declared liabilities of Rs 50 lakhs and above, and the details of the top 3 MLAs are as follows:

S.No.	Name	District	Constituency	Party Name	Total Assets(Rs)	Liabilities (Rs)	PAN Given
1	Mayanglambam Rameshwar Singh	Thoubal	Kakching	BJP	6,19,87,066 6 Crore+	2,17,21,536 2 Crore+	Y
2	Kangujam Ranjit Singh	Thoubal	Sugnoo	INC	3,22,07,388 3 Crore+	98,14,577 98 Lacs+	Y
3	Lourembam Rameshwor Meetei	Imphal East	Keirao	BJP	1,61,47,359 1 Crore+	71,55,500 71 Lacs+	Y

Table: Top three MLAs with high liabilities

Data in this Kit is presented in good faith, with an intention to inform voters. MLAs' affidavits obtained from the ECI website ([www.eci.gov.in](http://www.eci.gov.in)) with nomination papers is the source of this analysis. Website:-[www.adrindia.org](http://www.adrindia.org), [www.myneta.info](http://www.myneta.info),

- **MLAs with high income as declared in ITR\***: The table below shows 3 MLAs who have declared highest income in their Income Tax Returns.

S.No.	Name	Party Name	Constituency	District Name	Total Asset (Rs)	The financial year for which the last income tax return has been filed by MLA	Total income shown by MLA in ITR (Self+Spouse+Dependent) (Rs)	Self income shown by MLA in ITR (Rs)
1	Kangujam Ranjit Singh	INC	SUGNOO	THOUBAL	3,22,07,388 3 Crore+	2015-2016	34,38,207 34 Lacs+	13,54,700 13 Lacs+
2	Nameirakpam Loken Singh	INC	NAMBOL	BISHNUPUR	3,49,21,871 3 Crore+	2015-2016	26,81,624 26 Lacs+	6,52,767 6 Lacs+
3	Okram Ibobi Singh	INC	THOUBAL	THOUBAL	1,35,96,272 1 Crore+	2015-2016	25,43,430 25 Lacs+	16,09,930 16 Lacs+

**Table: Top 3 MLAs with high income as declared in income tax returns**

*\*Total income includes income of self, spouse and dependents*

### **OTHER BACKGROUND DETAILS**

- **Education Details of MLAs:** 11 (21%) MLAs have declared their educational qualification to be between 5<sup>th</sup> pass and 12<sup>th</sup> pass while 39 (74%) MLAs have declared having an educational qualification of **graduate or above**. 2 MLAs are Diploma Holders and 1 MLA is Illiterate.
- **Age details of MLAs:** 24 (45%) MLAs have declared their age to be between 25 and 50 years while 29 (55%) MLAs have declared their age to be between 51 and 80 years.
- **Gender details of MLAs:** Out of 53 MLAs analysed, 2 (4%) MLAs are women.

Data in this Kit is presented in good faith, with an intention to inform voters. MLAs' affidavits obtained from the ECI website ([www.eci.gov.in](http://www.eci.gov.in)) with nomination papers is the source of this analysis. Website:-[www.adrindia.org](http://www.adrindia.org), [www.myneta.info](http://www.myneta.info),

## ANALYSIS BASED ON DECLARED CRIMINAL CASES

### Party wise MLAs with self-declared criminal cases

Party Name	Total number of MLAs analyzed	MLAs with declared Criminal Cases	% of MLAs with declared criminal cases	MLAs with declared serious criminal cases	% of MLAs with declared serious criminal cases
BJP	29	2	7%	2	7%
Others	24	0	0%	0	0%
<b>Total</b>	<b>53</b>	<b>2</b>	<b>4%</b>	<b>2</b>	<b>4%</b>

Table: Party wise percentage of MLAs with declared criminal cases

## Analysis based on assets

### Party Wise Crorepatis

Party Name	Number of MLAs Analyzed	No of Crorepatis	Percentage of Crorepatis MLAs
BJP	29	15	52%
INC	15	10	67%
NAGA PEOPLES FRONT	4	2	50%
NATIONAL PEOPLES PARTY	3	2	67%
OTHER	2	0	0%
<b>Total</b>	<b>53</b>	<b>29</b>	<b>55%</b>

Table: Party wise Crorepatis MLAs

Data in this Kit is presented in good faith, with an intention to inform voters. MLAs' affidavits obtained from the ECI website ([www.eci.gov.in](http://www.eci.gov.in)) with nomination papers is the source of this analysis. Website: [www.adrindia.org](http://www.adrindia.org), [www.myneta.info](http://www.myneta.info).



### Average Assets of MLAs: Party Wise Analysis

Party Name	Number of MLAs Analyzed	Average Assets (Rs)
BJP	29	Rs 1,63,88,418 ~ 1 Crore+
INC	15	Rs 4,04,18,401 ~ 4 Crore+
Naga Peoples Front	4	Rs 1,17,38,605 ~ 1 Crore+
National Peoples Party	3	Rs 1,27,34,444 ~ 1 Crore+
AITC	1	Rs 57,47,559 ~ 57 Lacs+
IND	1	Rs 11,13,800 ~ 11 Lacs+
<b>All Parties</b>	<b>53</b>	<b>Rs 2,21,42,627</b> <b>2 Crore+</b>

Table: Party Wise Average Assets of MLAs

Data in this Kit is presented in good faith, with an intention to inform voters. MLAs' affidavits obtained from the ECI website ([www.eci.gov.in](http://www.eci.gov.in)) with nomination papers is the source of this analysis. Website:-[www.adrindia.org](http://www.adrindia.org), [www.myneta.info](http://www.myneta.info),

## Analysis based on Other Background Details of MLAs

### Overall Education Report

Education Group	Number of MLAs analyzed
Illiterate	1
5th Pass	1
10th Pass	2
12th Pass	8
Graduate	22
Graduate Professional	4
Post Graduate	13
Diploma	2
<b>Total</b>	<b>53</b>

Table: Analysis of MLAs on the basis of education


### Analysis based on age groups

Age Group (In Years)	Number of MLAs Analyzed
25-30	2
31-40	6
41-50	16
51-60	18
61-70	9
71-80	2
<b>Total</b>	<b>53</b>

Table: Analysis of MLAs on the basis of age groups

Data in this Kit is presented in good faith, with an intention to inform voters. MLAs' affidavits obtained from the ECI website ([www.eci.gov.in](http://www.eci.gov.in)) with nomination papers is the source of this analysis. Website:-[www.adrindia.org](http://www.adrindia.org), [www.myneta.info](http://www.myneta.info),

### Overall Gender Report



Men	51
Women	2
<b>Total</b>	<b>53</b>

Table: Analysis of MLAs on the basis of gender

Data in this Kit is presented in good faith, with an intention to inform voters. MLAs' affidavits obtained from the ECI website ([www.eci.gov.in](http://www.eci.gov.in)) with nomination papers is the source of this analysis. Website: [www.adrindia.org](http://www.adrindia.org), [www.myneta.info](http://www.myneta.info),

## Details of MLAs with declared Criminal Cases

S.No.	MLA Information	Brief Details of IPCs
1	<p> <b>Name:</b>Oinam Lukhoi Singh  <b>District:</b>IMPHAL WEST  <b>Constituency:</b>WANGOI : BYE ELECTION ON 07-11-2020  <b>Party:</b>BJP  <b>Total Cases:</b>1<b>Serious IPC:</b>3 <b>Other IPC:</b>1  <b>Cases (Cognizance taken)</b> </p> <ol style="list-style-type: none"> <li>1. IPC Sections - 212, 121, 121A, 34 , Other Details - Section 20 UA (P) Act, Section 25 (1-C) Arms Act, Section 5 Expl. Sub. Act, FIR No 55 (8) 2009, Mayang Imphal Police Station, Imphal West District, Manipur (the said police case is still under investigation)</li> </ol> <p><b>Cases (Charges framed)</b> -----No Cases----<b>Cases (Convicted)</b>-----No Cases----</p>	<p> <b>1 charge related to Hrbouring offender (IPC Section-212)</b>  <b>1 charge related to Waging, or attempting to wage war, or abetting waging of war, against the Government of India (IPC Section-121)</b>  <b>1 charge related to Conspiracy to commit offences punishable by section 121 (IPC Section-121A)</b>            1 charge related to Acts done by several persons in furtherance of common intention (IPC Section-34)         </p>
2	<p> <b>Name:</b>Mayanglambam Rameshwar Singh  <b>District:</b>THOUBAL  <b>Constituency:</b>KAKCHING  <b>Party:</b>BJP  <b>Total Cases:</b>1<b>Serious IPC:</b>2 <b>Other IPC:</b>1  <b>Cases (Cognizance taken)</b> </p> <ol style="list-style-type: none"> <li>1. IPC Sections - 120B, 420, 407 , Other Details - Section 13(2) (R/W) &amp; Section 13(1)(d) of The Prevention of Corruption (P.C) Act 1988, Court Taking Cognizance- Special Judge Shillong, Special Case (C.B.I) No 1 of 2015, Date of Cognizance- 22.01.2015</li> </ol> <p><b>Cases (Charges framed)</b> -----No Cases----<b>Cases (Convicted)</b>-----No Cases----</p>	<p> <b>1 charge related to Cheating and dishonestly inducing delivery of property (IPC Section-420)</b>  <b>1 charge related to Criminal breach of trust by carrier, etc. (IPC Section-407)</b>            1 charge related to Punishment of criminal conspiracy (IPC Section-120B)         </p>

**Table: Details of MLAs with Declared Criminal Cases**

Data in this Kit is presented in good faith, with an intention to inform voters. MLAs' affidavits obtained from the ECI website ([www.eci.gov.in](http://www.eci.gov.in)) with nomination papers is the source of this analysis. Website:-[www.adrindia.org](http://www.adrindia.org), [www.myneta.info](http://www.myneta.info),

### Full Assets Details of sitting MLAs

S.No.	Name	District	Constituency	Party Name	Movable Assets (Rs)	Immovable Assets (Rs)	Total Assets (Rs)	PAN Given
1	Alfred Kanngam S. Arthur	Ukhrul	Ukhrul	INC	84,23,294	35,61,00,000	36,45,23,294 36 Crore+	N
2	Mayanglambam Rameshwar Singh	Thoubal	Kakching	BJP	3,86,32,071	2,33,54,995*	6,19,87,066 6 Crore+	Y
3	Rajkumar Imo Singh	Imphal West	Sagolband	BJP	97,42,346	3,89,78,729	4,87,21,075 4 Crore+	Y
4	Nameirakpam Loken Singh	Bishnupur	Nambol	INC	1,31,86,371	2,17,35,500	3,49,21,871 3 Crore+	Y
5	Ginsuanhau	Churachandpur	Singhat(St) : Bye Election On 07-11-2020	BJP	93,10,013	2,33,30,000	3,26,40,013 3 Crore+	Y
6	Kangujam Ranjit Singh	Thoubal	Sugnoo	INC	2,09,07,388	1,13,00,000	3,22,07,388 3 Crore+	Y
7	Leishangthem Susindro Meitei	Imphal East	Khurai	BJP	49,40,955	2,63,03,225	3,12,44,180 3 Crore+	Y
8	T. N. Haokip	Churachandpur	Saikot(St)	INC	71,93,562	2,27,00,000	2,98,93,562 2 Crore+	Y
9	Paonam Brojen Singh	Thoubal	Wangjing Tentha : Bye Election On 07-11-2020	BJP	1,77,88,159	1,20,05,000	2,97,93,159 2 Crore+	Y
10	Oinam Lukhoi Singh	Imphal West	Wangoi : Bye Election On 07-11-2020	BJP	88,66,957	1,91,68,334	2,80,35,291 2 Crore+	Y
11	Shorokhaibam Rajen	Imphal West	Lamsang	BJP	28,12,979	2,42,00,000	2,70,12,979 2 Crore+	Y
12	Sapam Ranjan	Imphal West	Konthoujam	BJP	1,33,64,889	1,23,00,000	2,56,64,889 2 Crore+	Y
13	Yumkham Erabot Singh	Imphal East	Wangkhei	BJP	29,15,035	2,22,28,974	2,51,44,009 2 Crore+	Y
14	Khashim Vashum	Ukhrul	Chingai(St)	Naga Peoples Front	43,68,566	2,02,00,000	2,45,68,566 2 Crore+	Y

Data in this Kit is presented in good faith, with an intention to inform voters. MLAs' affidavits obtained from the ECI website ([www.eci.gov.in](http://www.eci.gov.in)) with nomination papers is the source of this analysis. Website:-[www.adrindia.org](http://www.adrindia.org), [www.myneta.info](http://www.myneta.info),

S.No.	Name	District	Constituency	Party Name	Movable Assets (Rs)	Immovable Assets (Rs)	Total Assets (Rs)	PAN Given
15	Thokchom Lokeshwor Singh	Imphal East	Kundrakpam	INC	1,10,63,413	1,29,13,447	2,39,76,860 2 Crore+	Y
16	Keisam Meghachandra Singh	Thoubal	Wangkhem	INC	66,95,007	1,64,41,000	2,31,36,007 2 Crore+	Y
17	Yumnam Joykumar	Imphal West	Uripok	National Peoples Party	56,17,900	1,73,50,000	2,29,67,900 2 Crore+	Y
18	Thongam Biswajit Singh	Imphal East	Thongju	BJP	1,14,89,363	91,22,980	2,06,12,343 2 Crore+	Y
19	Nahakpam Indrajit	Imphal East	Khetrigao	BJP	12,27,211	1,87,00,000	1,99,27,211 1 Crore+	Y
20	Akoijam Mirabai Devi	Imphal West	Patsoi	INC	65,57,923	1,20,26,652	1,85,84,575 1 Crore+	Y
21	V. Hangkhanlian	Churachandpur	Churachandpur(St)	BJP	43,35,818	1,38,50,000	1,81,85,818 1 Crore+	Y
22	Losii Dikho	Senapati	Mao(St)	Naga Peoples Front	20,51,115	1,50,20,000*	1,70,71,115 1 Crore+	Y
23	Lourembam Rameshwar Meetei	Imphal East	Keirao	BJP	1,16,79,359	44,68,000	1,61,47,359 1 Crore+	Y
24	Nongthombam Biren	Imphal East	Heingang	BJP	75,43,389	81,20,100	1,56,63,489 1 Crore+	Y
25	Khumukcham Joykisan Singh	Imphal West	Thangmeiband	INC	61,19,605	76,00,000	1,37,19,605 1 Crore+	Y
26	Okram Ibobi Singh	Thoubal	Thoubal	INC	54,60,332	81,35,940	1,35,96,272 1 Crore+	Y
27	Pukhrem Sharatchandra Singh	Bishnupur	Moirang	BJP	26,32,838	1,06,30,000	1,32,62,838 1 Crore+	Y
28	N. Kayisii	Senapati	Tadubi(St)	National Peoples Party	37,26,000	92,00,000*	1,29,26,000 1 Crore+	Y
29	Gaikhangam	Tamenglong	Nungba(St)	INC	54,56,829	69,39,963	1,23,96,792 1 Crore+	Y

Data in this Kit is presented in good faith, with an intention to inform voters. MLAs' affidavits obtained from the ECI website ([www.eci.gov.in](http://www.eci.gov.in)) with nomination papers is the source of this analysis. Website:-[www.adrindia.org](http://www.adrindia.org), [www.myneta.info](http://www.myneta.info).

S.No.	Name	District	Constituency	Party Name	Movable Assets (Rs)	Immovable Assets (Rs)	Total Assets (Rs)	PAN Given
30	Chesham Fazoor Rahim	Thoubal	Wabgai	INC	33,86,821	66,00,000	99,86,821 99 Lacs+	Y
31	Chaltonlien Amo	Churachandpur	Tipaimukh(St)	INC	57,76,866	40,00,000	97,76,866 97 Lacs+	Y
32	Surjakumar Okram	Thoubal	Khangabok	INC	72,56,728	10,00,000	82,56,728 82 Lacs+	Y
33	Yamthong Haokip	Senapati	Saikul(St)	BJP	23,27,000	56,00,000	79,27,000 79 Lacs+	Y
34	Kongkham Robindro Singh	Imphal West	Mayang Imphal	BJP	24,06,208	50,05,000	74,11,208 74 Lacs+	Y
35	Vungzagin Valte	Churachandpur	Thanlon(St)	BJP	29,98,819	43,55,000	73,53,819 73 Lacs+	Y
36	D. Korunthang	Chandel	Tengnoupal(St)	INC	27,51,120	41,00,000	68,51,120 68 Lacs+	Y
37	Y. Antas Khan	Thoubal	Lilong : Bye Election On 07-11-2020	BJP	43,18,596	20,00,000	63,18,596 63 Lacs+	Y
38	Tongbram Robindro Singh	Bishnupur	Thanga	AITC	11,47,559	46,00,000	57,47,559 57 Lacs+	Y
39	Thokchom Radheshyam Singh	Thoubal	Heirok	BJP	43,35,278	13,00,000	56,35,278 56 Lacs+	Y
40	Lexpao Haokip	Chandel	Chandel(St)	BJP	18,15,392	34,80,000	52,95,392 52 Lacs+	Y
41	D.d. Thaisii	Senapati	Karong(St)	INC	12,48,250	32,00,000	44,48,250 44 Lacs+	Y
42	Thokchom Satyabrata Singh	Imphal East	Yaikul	BJP	25,20,000*	13,00,000*	38,20,000 38 Lacs+	Y
43	Karam Shyam	Imphal West	Langthabal	BJP	27,36,768	10,50,000	37,86,768 37 Lacs+	Y
44	Ngamthang Haokip	Senapati	Saitu(St) : Bye Election On 07-11-2020	BJP	36,47,055	0	36,47,055 36 Lacs+	Y

Data in this Kit is presented in good faith, with an intention to inform voters. MLAs' affidavits obtained from the ECI website ([www.eci.gov.in](http://www.eci.gov.in)) with nomination papers is the source of this analysis. Website:-[www.adrindia.org](http://www.adrindia.org), [www.myneta.info](http://www.myneta.info),

S.No.	Name	District	Constituency	Party Name	Movable Assets (Rs)	Immovable Assets (Rs)	Total Assets (Rs)	PAN Given
45	Yumnam Radheshyam	Thoubal	Hiyanglam	BJP	9,30,595	25,00,000	34,30,595 34 Lacs+	Y
46	K. Leishiyo	Ukhrul	Phungyar(St)	Naga Peoples Front	15,86,311	15,00,000	30,86,311 30 Lacs+	Y
47	Nemcha Kipgen	Senapati	Kangpokpi	BJP	14,79,520	10,00,000	24,79,520 24 Lacs+	Y
48	Langpoklakpam Jayantakumar	Imphal West	Keisamthong	National Peoples Party	23,09,431	0	23,09,431 23 Lacs+	Y
49	Awangbow Newmai	Tamenglong	Tamei(St)	Naga Peoples Front	9,28,427	13,00,000	22,28,427 22 Lacs+	Y
50	Yumnam Khemchand	Imphal West	Singjamei	BJP	8,70,628	10,58,216	19,28,844 19 Lacs+	Y
51	Laishram Radhakishore Singh	Bishnupur	Oinam	BJP	4,60,329	8,00,000	12,60,329 12 Lacs+	Y
52	Ashab Uddin	Imphal East	Jiribam	IND	5,53,800*	5,60,000*	11,13,800 11 Lacs+	Y
53	Heikham Dingo Singh	Imphal West	Sekmai(Sc)	BJP	4,28,000	5,00,000	9,28,000 9 Lacs+	Y

**Table: Full assets Details of Sitting MLAs**

\*on assets value indicates that the MLA has not provided the total in their affidavits, it has been calculated on the basis of details provided by them in the same

Data in this Kit is presented in good faith, with an intention to inform voters. MLAs' affidavits obtained from the ECI website ([www.eci.gov.in](http://www.eci.gov.in)) with nomination papers is the source of this analysis. Website:-[www.adrindia.org](http://www.adrindia.org), [www.myneta.info](http://www.myneta.info),



## Upgraded MyNeta App



**ADR** Association for Democratic Reforms

 National Election Watch

Association for Democratic Reforms and  
National Election Watch present

THE UPGRADED  
**MYNETA APP**

**DOWNLOAD TODAY!**

And be a part of our **#MeraVoteMeraDesh** Campaign

Visit our website:  
[www.adrindia.org](http://www.adrindia.org)  
[www.myneta.info](http://www.myneta.info)

Data in this Kit is presented in good faith, with an intention to inform voters. MLAs' affidavits obtained from the ECI website ([www.eci.gov.in](http://www.eci.gov.in)) with nomination papers is the source of this analysis. Website: [www.adrindia.org](http://www.adrindia.org), [www.myneta.info](http://www.myneta.info).

### Donate to ADR

We need your help to support our #MeraVoteMeraDesh campaign for upcoming State Assembly Elections. The campaign aims to eradicate corruption & criminalization in the political process, empower the voters through greater dissemination of information on the candidates and the parties.

You can contribute to us using the following QR Code or access the link on our website [here](#).



### **ADR Speaks Podcast**

**ADR Speaks** is a podcast series on issues related to electoral & political reforms. It focuses on the findings of ADR reports analysing background details of candidates, sources of political parties' income, election expenditure, Electoral Bonds etc. In these episodes, ADR breaks down key findings of its reports for simple understanding & accessibility to the general public, enabling them to make an informed choice. ADR podcast will also host discussions with experts, research scholars, public intellectuals, former election officials etc. on issues concerning India's democratic politics. Please click on the icon to access the episodes on ADR website.



*Listen to Our Podcast on*



**Other platforms**



Data in this Kit is presented in good faith, with an intention to inform voters. MLAs' affidavits obtained from the ECI website ([www.eci.gov.in](http://www.eci.gov.in)) with nomination papers is the source of this analysis. Website: [www.adrindia.org](http://www.adrindia.org), [www.myneta.info](http://www.myneta.info).



## To Get Information About Candidates/Parties/MPs/MLAs/Corporators/PILs in courts

Give us missed call on: **8367797004**

Journalist Helpline no: **8010394248**

Subscribe to ADR on **WhatsApp**  
for updates: **7840067840**

Visit: **www.myneta.info, www.adrindia.org**

Email: **adr@adrindia.org**

Send SMS: **Myneta <pincode or constituency>**  
**to 56263 or 9246022211**

To contact ADR State Partners, visit:  
**<https://adrindia.org/about-adr/state-coordinators>**

### Social Media

 /myneta.info   
  /adrindia.org   
  @adrspeaks   
  /adrspeaks   
  /adrspeaks  
 <https://in.linkedin.com/company/association-of-democratic-reforms-adr->

### Our Websites

**www.adrindia.org**

Provides detailed analytical reports of Lok Sabha, State Assemblies, local body elections & financial reports of political parties & ongoing PILs in courts

**www.myneta.info**

Provides full information of criminal cases, asset, liability and education details declared by candidates in the self sworn affidavits

### Android Apps

**Myneta:** The criminal, financial, educational & other background information self declared by candidates in their affidavits during elections is now available on your mobile phones.

**Election Watch Reporter:** This app provides a tool to the citizens to capture violations of election related laws & the code of conduct.

**Both the applications are available on Google Play Store**

### Office Address

Association for Democratic Reforms  
T-95, CL House, Second Floor,  
Near Gulmohar Commercial Complex, Gautam Nagar,  
Landmark: Green Park Metro Station (GN exit),  
New Delhi-110 049,  
Tel.: 011- 41654200, Fax: 011 - 46094248

Data in this Kit is presented in good faith, with an intention to inform voters. MLAs' affidavits obtained from the ECI website ([www.eci.gov.in](http://www.eci.gov.in)) with nomination papers is the source of this analysis. Website:-[www.adrindia.org](http://www.adrindia.org), [www.myneta.info](http://www.myneta.info).

## Contact Details

### National Election Watch/Association for Democratic Reforms

<p><b>Media and Journalist Helpline</b></p> <p>+91 80103 94248 Email: <a href="mailto:adr@adrindia.org">adr@adrindia.org</a></p>	<p><b>Maj.Gen. Anil Verma (Retd) Head</b></p> <p>National Election Watch, Association for Democratic Reforms 011 4165 4200, +91 88264 79910 <a href="mailto:adr@adrIndia.org">adr@adrIndia.org</a>, <a href="mailto:anilverma@adrindia.org">anilverma@adrindia.org</a></p>	<p><b>Prof Jagdeep Chhokar IIM Ahmedabad (Retd.) Founder Member,</b></p> <p>National Election Watch, Association for Democratic Reforms <a href="mailto:jchhokar@gmail.com">jchhokar@gmail.com</a></p>	<p><b>Prof Trilochan Sastry IIM Bangalore Founder Member,</b></p> <p>National Election Watch, Association for Democratic Reforms +91 94483 53285 <a href="mailto:tsastry@gmail.com">tsastry@gmail.com</a></p>
--	--	--	---

Data in this Kit is presented in good faith, with an intention to inform voters. MLAs' affidavits obtained from the ECI website ([www.eci.gov.in](http://www.eci.gov.in)) with nomination papers is the source of this analysis. Website:-[www.adrindia.org](http://www.adrindia.org), [www.myneta.info](http://www.myneta.info),

## DISCLAIMER

All information in this report has been taken by ADR from the website of the Election Commission of India (<http://affidavitarchive.nic.in/>) and all the information is available in public domain. ADR does not add or subtract any information, unless the EC changes the data. In particular, no unverified information from any other source is used. While all efforts have been made by ADR to ensure that the information is in keeping with what is available in the ECI website, in case of discrepancy between information provided by ADR through this report, anyone and that given in the ECI website, the information available on the ECI website should be treated as correct and Association for Democratic Reforms, National Election Watch and their volunteers are not responsible or liable for any direct, indirect special, or consequential damages, claims, demands, losses of any kind whatsoever, made, claimed, incurred or suffered by any party arising under or relating to the usage of data provided by ADR through this report.

It is to be noted that ADR undertakes great care and adopts utmost due diligence in analysing and dissemination of the background information of the candidates furnished by them at the time of elections from the duly self-sworn affidavits submitted with the Election Commission of India. Such information is only aimed at highlighting the growing criminality in politics, increased misuse of money in elections so as to facilitate a system of transparency, accountability and good governance and to enable voters to form an informed choice. Therefore, it is expected that anyone using this report shall undertake due care and utmost precaution while using the data provided by ADR. ADR is not responsible for any mishandling, discrepancy, inability to understand, misinterpretation or manipulation, distortion of the data in such a way so as to benefit or target a particular political party or politician or candidate.

Data in this Kit is presented in good faith, with an intention to inform voters. MLAs' affidavits obtained from the ECI website ([www.eci.gov.in](http://www.eci.gov.in)) with nomination papers is the source of this analysis. Website:-[www.adrindia.org](http://www.adrindia.org), [www.myneta.info](http://www.myneta.info),