

09th May, 2022

Press Release

Manipur Assembly Elections 2022

Analysis of Election Expenditure Statements of MLAs

Association for Democratic Reforms

T-95, C.L. House, 2nd Floor,
Near Gulmohar Commercial Complex
Gautam Nagar,
New Delhi-110 049
Phone: +91-011-4165-4200
Fax : +91-11-46094248
Email :adr@adrindia.org

To report any electoral violations and malpractices during elections download the Election Watch Reporter (Android App)
https://play.google.com/store/apps/details?id=com.webrosoft.election_watch_reporter

Data in this Kit is presented in good faith, with an intention to inform voters. MLAs' Election Expenditure affidavits from the CEO Website (<https://ceomanipur.nic.in/>) is the source of this analysis. Website:- www.adrindia.org, www.myneta.info

Table of Contents

MANIPUR ASSEMBLY ELECTIONS 2022.....	1
ANALYSIS OF ELECTION EXPENDITURE STATEMENTS OF MLAs.....	1
ANALYSIS OF ELECTION EXPENDITURE STATEMENTS OF MLAs MANIPUR ASSEMBLY ELECTIONS, 2022.....	4
SUMMARY AND HIGHLIGHTS OF ELECTION EXPENSES OF MLAs FROM THE MANIPUR ASSEMBLY 2022 ELECTIONS.....	5
1. LESS THAN 50% OF THE LIMIT:.....	5
2. AVERAGE ELECTION EXPENSES:.....	5
3. PARTY-WISE AVERAGE ELECTION EXPENSES.....	5
4. TOP 3 MLAs WITH HIGHEST ELECTION EXPENSES.....	6
5. MLAs WITH LOWEST ELECTION EXPENSES.....	7
6. EXPENSE ON PUBLIC MEETING, RALLY, AND PROCESSIONS WITH STAR CAMPAIGNERS.....	7
7. EXPENSE ON PUBLIC MEETING, RALLY, AND PROCESSIONS WITHOUT STAR CAMPAIGNERS.....	7
8. EXPENSE ON CAMPAIGNING THROUGH ELECTRONIC/PRINT MEDIA.....	7
9. EXPENSE ON CAMPAIGN WORKERS.....	7
10. EXPENSE ON CAMPAIGN MATERIALS.....	7
11. EXPENSE ON CAMPAIGN VEHICLES.....	7
12. EXPENSE ON PUBLISHING OF DECLARATION REGARDING CRIMINAL CASES:.....	8
13. PARTY-WISE AVERAGE ELECTION EXPENSES ON PUBLIC MEETINGS, PROCESSIONS ETC. WITH STAR CAMPAIGNERS.....	9
14. PARTY-WISE AVERAGE ELECTION EXPENSES ON PUBLIC MEETINGS, PROCESSIONS ETC. WITHOUT STAR CAMPAIGNERS.....	10
15. PARTY WISE AVERAGE ELECTION EXPENSE OF MLAs ON CAMPAIGN MATERIALS.....	12
16. PARTY WISE AVERAGE ELECTION EXPENSE OF MLAs ON ELECTRONIC MEDIA.....	13
17. PARTY WISE AVERAGE ELECTION EXPENSE OF MLAs ON CAMPAIGN VEHICLES.....	15

Data in this Kit is presented in good faith, with an intention to inform voters. MLAs' Election Expenditure affidavits from the CEO Website (<https://ceomanipur.nic.in/>) is the source of this analysis. Website:- www.adrindia.org, www.myneta.info

18. PARTY WISE AVERAGE ELECTION EXPENSE OF MLAs ON CAMPAIGN WORKERS.....	16
TOP 10 MLAs WITH HIGHEST DECLARED ELECTION EXPENSES IN 2022 MANIPUR ASSEMBLY ELECTIONS.....	18
10 MLAs WITH LOWEST ELECTION EXPENSES DECLARED.....	19
SUMMARY AND HIGHLIGHTS OF FUNDS RAISED BY MLAs IN THE MANIPUR ASSEMBLY 2022 ELECTIONS.....	20
AVERAGE SELF-FUNDS USED FOR ELECTION CAMPAIGN (PARTY-WISE).....	21
AVERAGE FUNDS RAISED FROM POLITICAL PARTIES (PARTY-WISE).....	22
AVERAGE FUNDS RAISED FROM OTHER SOURCES (PARTY-WISE).....	22
ELECTION EXPENSES DECLARED BY MLAs IN MANIPUR ASSEMBLY ELECTIONS, 2022: FULL DETAILS.....	23
DONATE TO ADR.....	30
DISCLAIMER.....	32

Analysis of Election Expenditure Statements of MLAs

Manipur Assembly Elections, 2022

According to Section 78 of the Representation of the People Act, 1951, every contesting candidate has to lodge a true copy of his election expenses within 30 days from the date of declaration of result of election, with the District Election Officer in all States and Union Territories. Manipur Election Watch and Association for Democratic Reforms (ADR) have analysed all 60 election expenditure statements submitted after the Manipur Assembly Election 2022 for newly elected MLAs. The expenditure limit for the MLAs during the Manipur Assembly elections was **Rs. 28 lakhs**. These election expense documents include details of expenses on public meetings and processions, campaigning through electronic and print media, expense on campaign workers, expense on vehicles used and expense on campaign materials.

Recommendations:

1. Each Winner is required to file his election expenditure statement within 30 days of the results of the elections, the deadline in case of the Manipur Assembly Elections being the 11th April 2022. However, it was observed that the election expenditure statements of the Winners were not uploaded on the CEO/DEO's website till significantly after the deadline. **It is recommended that the Abstract Expenditure Statement (Annexure E2) of the MLAs is uploaded on the website of the CEO within 72 hours of the receipt of the statement.**
2. The deadline for filing an election petition against any Winner is 45 days after the declaration of the results. Generally, MLAs submit their election expenditure statements towards the end of the 30 days given for submission of the statements. This leaves 15 days for any common citizen to file an election petition against any Winner. The deadline for filing an election petition should be increased in order to give the citizens time to scrutinize the election expenditure statements of the MLAs and gather the relevant documents/proof etc. for the election petition.
3. As has been instated in the filing of affidavits during the elections, the MLAs should not be allowed to keep any field blank on the Abstract Election Expenditure statement (Annexure E2) and Schedule 1 to 10. The statements must be filled in a legible format and overwriting of amounts in the statement should be discouraged.

Summary and Highlights of Election Expenses of MLAs from the Manipur Assembly 2022 Elections

- 1. Less than 50% of the Limit:** Out of 60 MLAs analysed, 32 (53%) MLAs have declared election expenses less than 50% of the expense limit in their constituency.
- 2. Average Election Expenses:** Based on the election expense declarations of 60 MLAs from Manipur Assembly, the average amount of money spent by them in the elections is **Rs 13.04 lakhs, which is 47% of the expense limit.**
- 3. Party-wise Average Election Expenses:** The party wise average election expenses shows that the average spending for **32 MLAs from BJP** is **Rs.14.57 lakhs** (52.1% of the expense limit). For **5 MLAs from INC**, the average election expenditure is **Rs.15.81 lakhs** (56.5% of the expense limit), the average election expenditure for **6 MLAs from JD (U)** is **Rs.12.95 lakhs** (46.3% of the expense limit), the average election expenditure for **5 MLAs from NPF** is **Rs.10.77 lakhs** (38.5% of the expense limit), the average election expenditure for **7 MLAs from NPP** is **Rs.8.18 lakhs** (29.2% of the expense limit), the average election expenditure for **2 MLAs from Kuki Peoples Alliance** is **Rs.13.23 lakhs** (47.3% of the expense limit) and **3 Independent MLAs** have spent **Rs.7.26 lakhs** (26% of the expense limit).

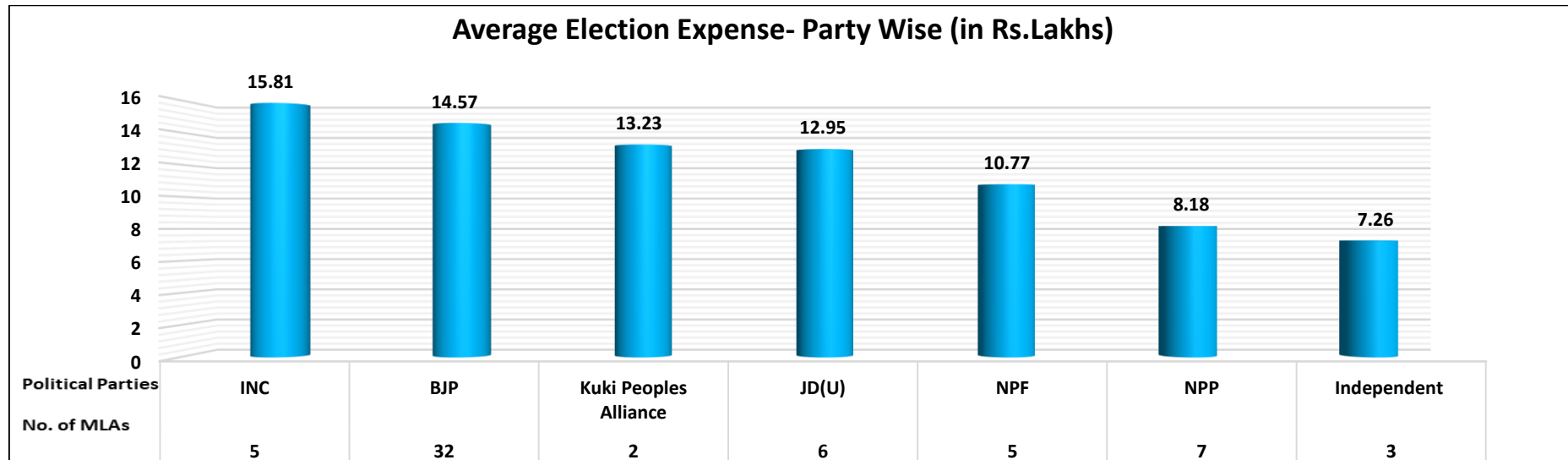


Figure: Party-wise Average Election Expenses (Rs.in lakhs)

Data in this Kit is presented in good faith, with an intention to inform voters. MLAs' Election Expenditure affidavits from the CEO Website (<https://ceomanipur.nic.in/>) is the source of this analysis. Website:- www.adrindia.org, www.myneta.info

S.No.	Party	No. of MLAs Analyzed	Average Limit (Rs.)	Average Election Expense (Rs.)	% of Average Limit
1	BJP	32	28,00,000 28 Lacs+	14,57,639 14 Lacs+	52.1 %
2	NPP	7	28,00,000 28 Lacs+	8,18,346 8 Lacs+	29.2 %
3	JD(U)	6	28,00,000 28 Lacs+	12,95,491 12 Lacs+	46.3 %
4	NPF	5	28,00,000 28 Lacs+	10,77,326 10 Lacs+	38.5 %
5	INC	5	28,00,000 28 Lacs+	15,81,756 15 Lacs+	56.5 %
6	IND	3	28,00,000 28 Lacs+	7,26,848 7 Lacs+	26 %
7	Kuki Peoples Alliance	2	28,00,000 28 Lacs+	13,23,832 13 Lacs+	47.3 %
Total		60	28,00,000 28 Lacs+	13,04,491 13 Lacs+	47 %

Table: Party-wise Average Expenses declared by MLAs

4. Top 3 MLAs with highest Election Expenses: The details of top 3 MLAs who have declared highest election expenses are given below:

S.No.	Name	District	Constituency	Party	Expense Limit (Rs.)	Total expenses incurred (Rs.)	% of limit reached
1	Sorokhaibam Rajen Singh	Imphal West	Lamsang	BJP	28,00,000 28 Lacs+	22,14,206 22 Lacs+	79%
2	Keisham Meghachandra Singh	Thoubal	Wangkhem	INC	28,00,000 28 Lacs+	20,57,510 20 Lacs+	73%
3	Okram Ibobi Singh	Thoubal	Thoubal	INC	28,00,000 28 Lacs+	20,55,918 20 Lacs+	73%

Table: Top 3 MLAs with highest election expenditure

Data in this Kit is presented in good faith, with an intention to inform voters. MLAs' Election Expenditure affidavits from the CEO Website (<https://ceomanipur.nic.in/>) is the source of this analysis. Website:- www.adrindia.org, www.myneta.info

5. MLAs with lowest Election Expenses: The details of 3 MLAs who have declared lowest election expenses are given below:

S.No.	Name	District	Constituency	Party	Expense Limit (Rs.)	Total expenses incurred (Rs.)	% of limit reached
1	Dr. Yumnam Radheshyam Singh	Thoubal	Hiyanglam	BJP	28,00,000 28 Lacs+	3,94,624 3 Lacs+	14%
2	Janghemlung Panmei	Tamenglong	Tamenglong (St)	NPP	28,00,000 28 Lacs+	4,80,757 4 Lacs+	17%
3	Sheikh Noorul Hassan	Imphal East	Khetrigao	NPP	28,00,000 28 Lacs+	6,03,340 6 Lacs+	22%

Table: 3 MLAs with lowest election expenditure

- 6. Expense on Public Meeting, Rally, and Processions with Star Campaigners:** Out of the 60 MLAs analyzed, **32(53%) MLAs** have declared that **they have spent funds on** public meetings, processions etc. with star campaigners and **28(47%) MLAs** have declared that **they have not spent any funds on** public meetings, processions etc. with star campaigners.
- 7. Expense on Public Meeting, Rally, and Processions without Star Campaigners:** Out of the 60 MLAs analyzed, **57 (95%) MLAs** have declared that **they have spent funds on** public meetings, processions etc. without star campaigners and **3(5%) MLAs** have declared that **they have not spent any funds on** public meetings, processions etc. without star campaigners.
- 8. Expense on Campaigning through electronic/print media:** **14(23%) MLAs** have declared that **they have spent funds on** campaigning through electronic/print media and **46 (77%) MLAs** have declared that **they have not spent any funds on** campaigning through electronic/print media.
- 9. Expense on Campaign Workers:** **46(77%) MLAs** have declared that **they have spent funds on** campaign workers and **14 (23%) MLAs** have declared that **they have not spent any funds on** campaign workers.
- 10. Expense on Campaign Materials:** **50(83%) MLAs** have declared that **they have spent funds on** campaign materials and **10 (17%) MLAs** have declared that **they have not spent any funds on** campaign materials.
- 11. Expense on Campaign Vehicles:** All **60(100%) MLAs** have declared that **they have spent funds on** campaign vehicles.

12. Expense on Publishing of Declaration Regarding Criminal Cases: 15(25%) MLAs have declared that they have spent funds on publishing of declarations regarding criminal cases and 45(75%) MLAs have declared that they have not spent funds on publishing of declarations regarding criminal cases.

Break Down of Expenditure Incurred by the MLAs

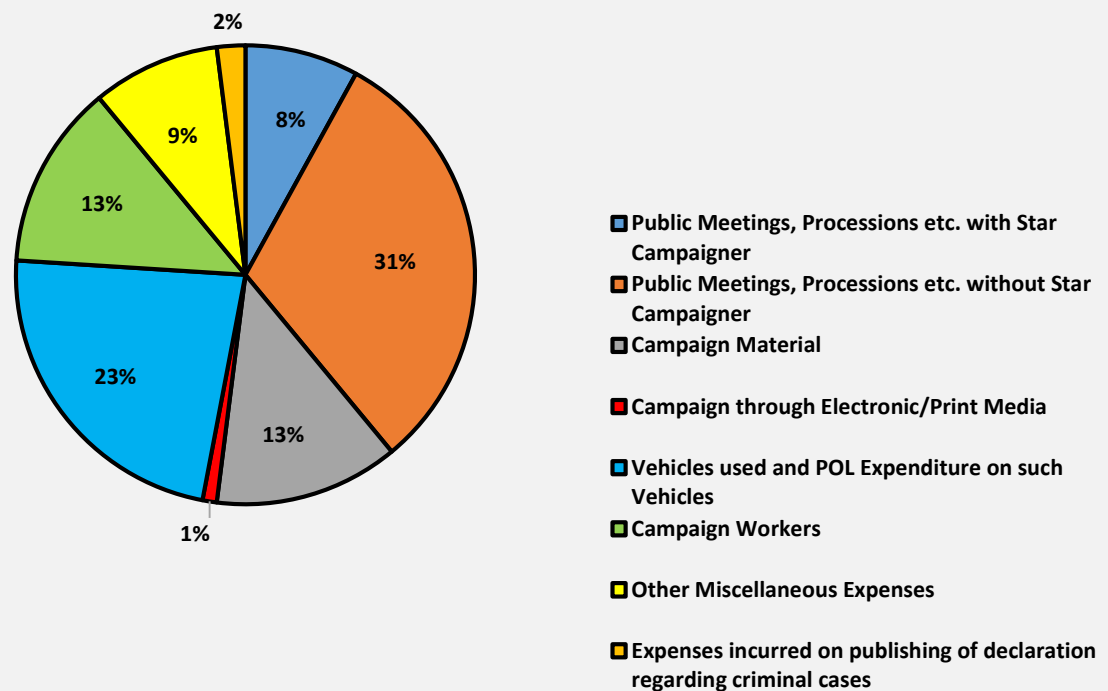


Figure: Break Down of Elections Expenses Incurred by MLAs

Data in this Kit is presented in good faith, with an intention to inform voters. MLAs' Election Expenditure affidavits from the CEO Website (<https://ceomanipur.nic.in/>) is the source of this analysis. Website:- www.adrindia.org, www.myneta.info

13. Party-wise Average Election Expenses on Public Meetings, Processions etc. with Star Campaigners:

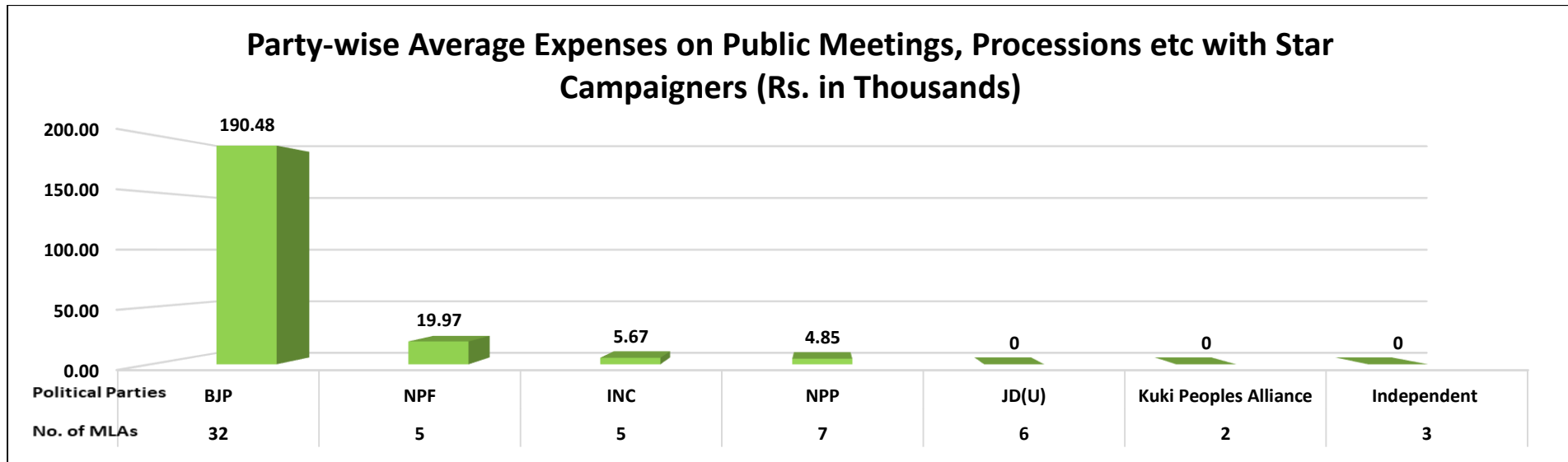


Figure: Party-wise Average Expenses on Public Meetings, Processions etc. with Star Campaigners (Rs. in Thousands)

S.No.	Party	No. of MLAs Analyzed	Average Limit (Rs.)	Average Election Expense (Rs.)	Average Expense on Meetings, Processions etc with star campaigners (Rs.)	% of Average Expense on Meetings, Processions etc with star campaigners
1	BJP	32	28,00,000 28 Lacs+	14,57,639 14 Lacs+	1,90,482 1 Lacs+	13.1 %
2	NPP	7	28,00,000 28 Lacs+	8,18,346 8 Lacs+	4,850 4 Thou+	0.6 %
3	JD(U)	6	28,00,000 28 Lacs+	12,95,491 12 Lacs+	0	0 %
4	NPF	5	28,00,000 28 Lacs+	10,77,326 10 Lacs+	19,975 19 Thou+	1.9 %

Data in this Kit is presented in good faith, with an intention to inform voters. MLAs' Election Expenditure affidavits from the CEO Website (<https://ceomanipur.nic.in/>) is the source of this analysis. Website:- www.adrindia.org, www.myneta.info

S.No.	Party	No. of MLAs Analyzed	Average Limit (Rs.)	Average Election Expense (Rs.)	Average Expense on Meetings, Processions etc with star campaigners (Rs.)	% of Average Expense on Meetings, Processions etc with star campaigners
5	INC	5	28,00,000 28 Lacs+	15,81,756 15 Lacs+	5,671 5 Thou+	0.4 %
6	IND	3	28,00,000 28 Lacs+	7,26,848 7 Lacs+	0	0 %
7	Kuki Peoples Alliance	2	28,00,000 28 Lacs+	13,23,832 13 Lacs+	0	0 %
Total		60	28,00,000 28 Lacs+	13,04,491 13 Lacs+	1,04,293 1 Lacs+	8 %

Table: Party-wise Average Expenses on Public Meetings, Processions etc. with Star Campaigners

14. Party-wise Average Election Expenses on Public Meetings, Processions etc. without Star Campaigners:

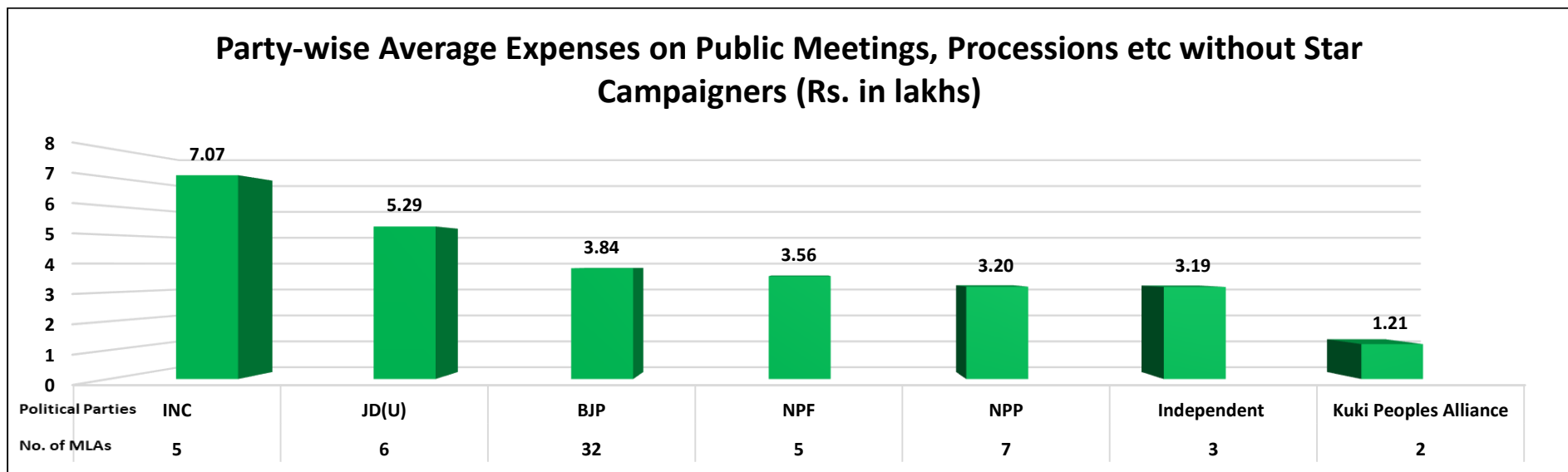


Figure: Party-wise Average Election Expenses on Public Meetings, Processions etc. without Star Campaigners (Rs.in lakhs)

Data in this Kit is presented in good faith, with an intention to inform voters. MLAs' Election Expenditure affidavits from the CEO Website (<https://ceomanipur.nic.in/>) is the source of this analysis. Website:- www.adrindia.org, www.myneta.info

S.No.	Party	No. of MLAs Analyzed	Average Limit (Rs.)	Average Election Expense (Rs.)	Average Expense on Meetings, Processions etc without star campaigners (Rs.)	% of Average Expense on Meetings, Processions etc without star campaigners
1	BJP	32	28,00,000 28 Lacs+	14,57,639 14 Lacs+	3,84,483 3 Lacs+	26.4 %
2	NPP	7	28,00,000 28 Lacs+	8,18,346 8 Lacs+	3,20,720 3 Lacs+	39.2 %
3	JD(U)	6	28,00,000 28 Lacs+	12,95,491 12 Lacs+	5,29,355 5 Lacs+	40.9 %
4	NPF	5	28,00,000 28 Lacs+	10,77,326 10 Lacs+	3,56,982 3 Lacs+	33.1 %
5	INC	5	28,00,000 28 Lacs+	15,81,756 15 Lacs+	7,07,266 7 Lacs+	44.7 %
6	IND	3	28,00,000 28 Lacs+	7,26,848 7 Lacs+	3,19,933 3 Lacs+	44 %
7	Kuki Peoples Alliance	2	28,00,000 28 Lacs+	13,23,832 13 Lacs+	1,21,365 1 Lacs+	9.2 %
Total		60	28,00,000 28 Lacs+	13,04,491 13 Lacs+	4,04,140 4 Lacs+	31 %

Table: Party-wise Average Election Expenses on Public Meetings, Processions etc. without Star Campaigners

15. Party Wise Average Election Expense of MLAs on Campaign Materials:

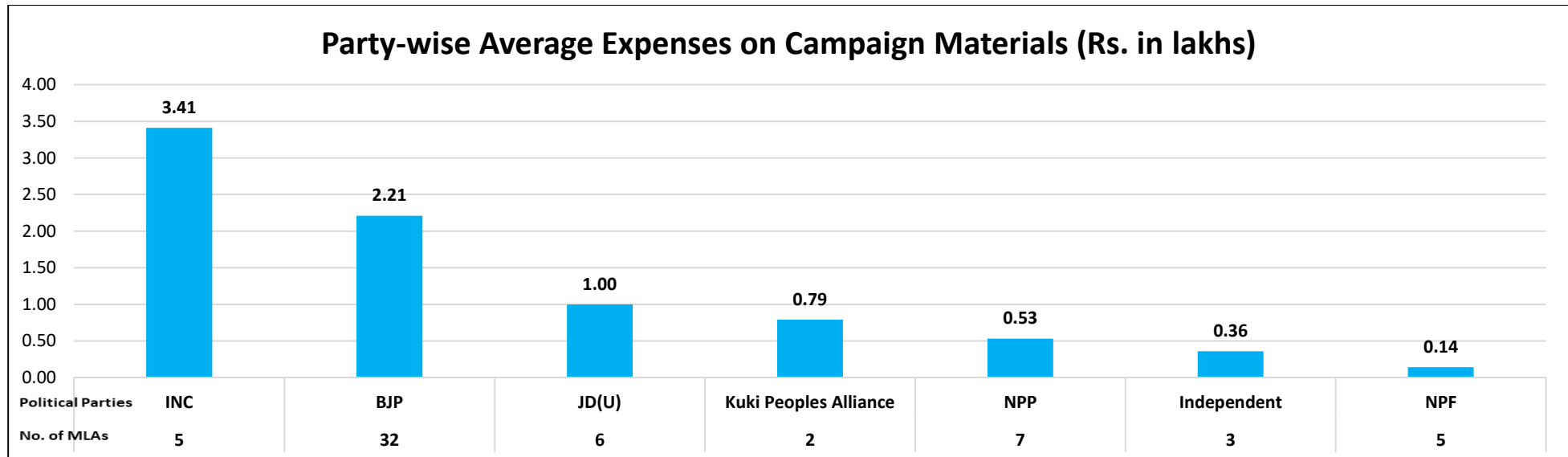


Figure: Party-wise Average Election Expenses on Campaign Materials (Rs.in lakhs)

S.No.	Party	No. of MLAs Analyzed	Average Limit (Rs.)	Average Election Expense (Rs.)	Average Expense on Campaign Materials (Rs.)	% of Average Expense on Campaign Materials
1	BJP	32	28,00,000 28 Lacs+	14,57,639 14 Lacs+	2,21,917 2 Lacs+	15.2 %
2	NPP	7	28,00,000 28 Lacs+	8,18,346 8 Lacs+	53,583 53 Thou+	6.5 %
3	JD(U)	6	28,00,000 28 Lacs+	12,95,491 12 Lacs+	1,00,396 1 Lacs+	7.7 %
4	NPF	5	28,00,000 28 Lacs+	10,77,326 10 Lacs+	14,940 14 Thou+	1.4 %

Data in this Kit is presented in good faith, with an intention to inform voters. MLAs' Election Expenditure affidavits from the CEO Website (<https://ceomanipur.nic.in/>) is the source of this analysis. Website:- www.adrindia.org, www.myneta.info

S.No.	Party	No. of MLAs Analyzed	Average Limit (Rs.)	Average Election Expense (Rs.)	Average Expense on Campaign Materials (Rs.)	% of Average Expense on Campaign Materials
5	INC	5	28,00,000 28 Lacs+	15,81,756 15 Lacs+	3,41,018 3 Lacs+	21.6 %
6	IND	3	28,00,000 28 Lacs+	7,26,848 7 Lacs+	36,468 36 Thou+	5 %
7	Kuki Peoples Alliance	2	28,00,000 28 Lacs+	13,23,832 13 Lacs+	79,100 79 Thou+	6 %
Total		60	28,00,000 28 Lacs+	13,04,491 13 Lacs+	1,68,770 1 Lacs+	13 %

Table: Party-wise Average Election Expense of MLAs on Campaign Materials

16. Party Wise Average Election Expense of MLAs on Electronic Media:

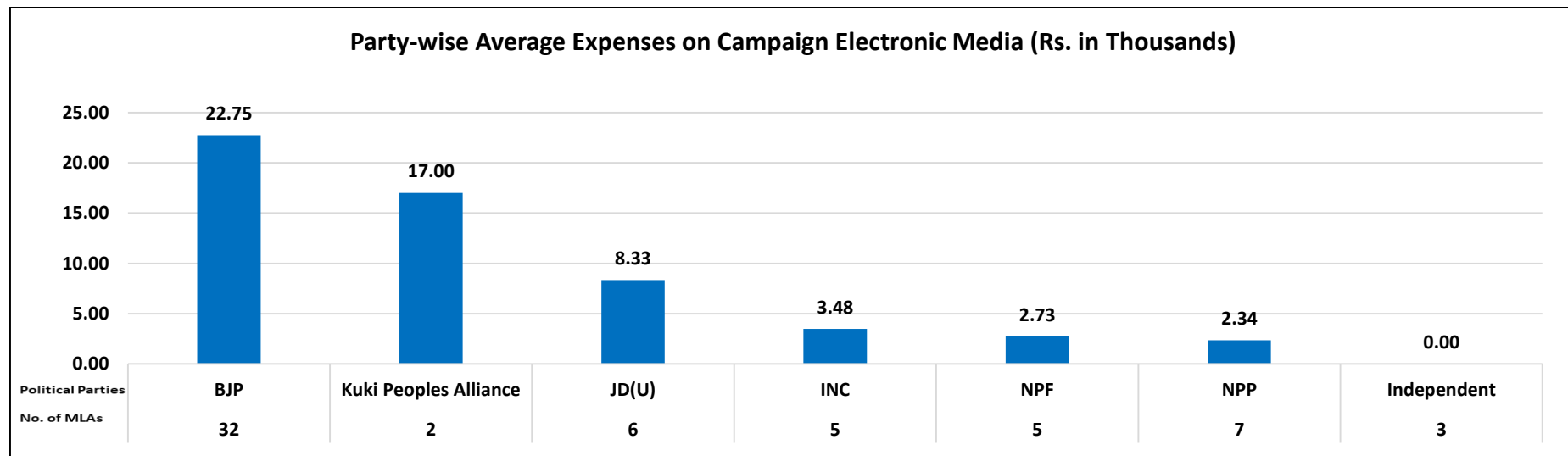


Figure: Party-wise Average Election Expenses on Campaign Electronic Media (Rs. in Thousands)

Data in this Kit is presented in good faith, with an intention to inform voters. MLAs' Election Expenditure affidavits from the CEO Website (<https://ceomanipur.nic.in/>) is the source of this analysis. Website:- www.adrindia.org, www.myneta.info

S.No.	Party	No. of Winners Analyzed	Average Limit (Rs.)	Average Election Expense (Rs.)	Avg Expense on Electronic Media (Rs.)	% of Average Avg Expense on Electronic Media
1	BJP	32	28,00,000 28 Lacs+	14,57,639 14 Lacs+	22,754 22 Thou+	1.6 %
2	NPP	7	28,00,000 28 Lacs+	8,18,346 8 Lacs+	2,343 2 Thou+	0.3 %
3	JD(U)	6	28,00,000 28 Lacs+	12,95,491 12 Lacs+	8,333 8 Thou+	0.6 %
4	NPF	5	28,00,000 28 Lacs+	10,77,326 10 Lacs+	2,739 2 Thou+	0.3 %
5	INC	5	28,00,000 28 Lacs+	15,81,756 15 Lacs+	3,480 3 Thou+	0.2 %
6	IND	3	28,00,000 28 Lacs+	7,26,848 7 Lacs+	0	0 %
7	Kuki Peoples Alliance	2	28,00,000 28 Lacs+	13,23,832 13 Lacs+	17,000 17 Thou+	1.3 %
Total		60	28,00,000 28 Lacs+	13,04,491 13 Lacs+	14,327 14 Thou+	1 %

Table: Party-wise Average Election Expense of MLAs on Electronic Media

Data in this Kit is presented in good faith, with an intention to inform voters. MLAs' Election Expenditure affidavits from the CEO Website (<https://ceomanipur.nic.in/>) is the source of this analysis. Website:- www.adrindia.org, www.myneta.info

17. Party Wise Average Election Expense of MLAs on Campaign Vehicles:

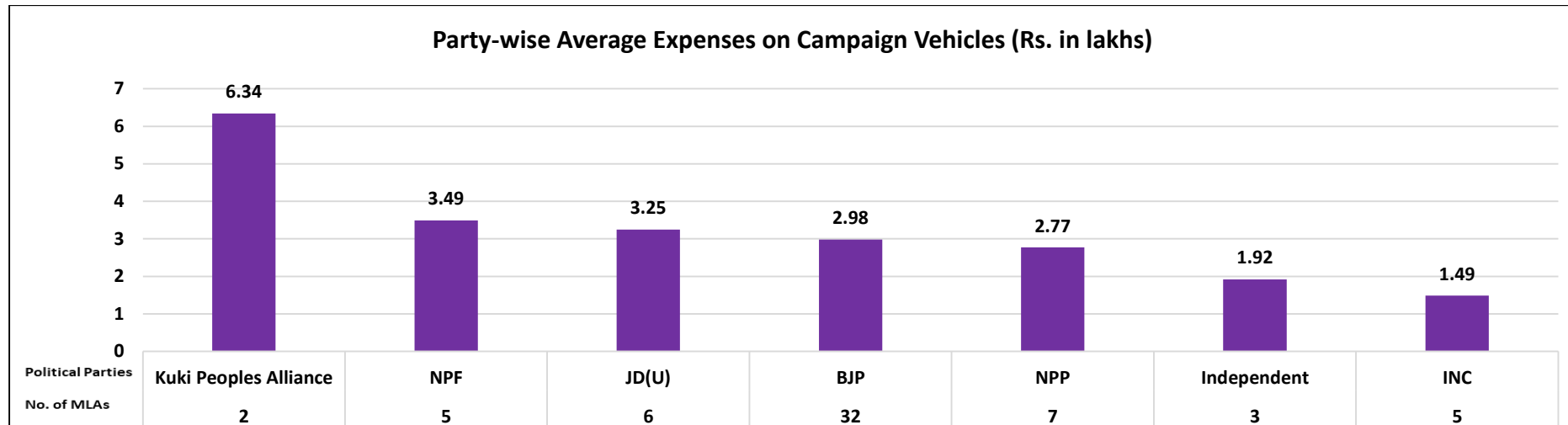


Figure: Party-wise Average Election Expenses on Campaign Vehicles (Rs. in lakhs)

S.No.	Party	No. of MLAs Analyzed	Average Limit (Rs.)	Average Election Expense (Rs.)	Average Expense on Campaign Vehicles (Rs.)	% of Average Expense on Campaign Vehicles
1	BJP	32	28,00,000 28 Lacs+	14,57,639 14 Lacs+	2,98,747 2 Lacs+	20.5 %
2	NPP	7	28,00,000 28 Lacs+	8,18,346 8 Lacs+	2,77,765 2 Lacs+	33.9 %
3	JD(U)	6	28,00,000 28 Lacs+	12,95,491 12 Lacs+	3,25,611 3 Lacs+	25.1 %
4	NPF	5	28,00,000 28 Lacs+	10,77,326 10 Lacs+	3,49,850 3 Lacs+	32.5 %
5	INC	5	28,00,000 28 Lacs+	15,81,756 15 Lacs+	1,49,158 1 Lacs+	9.4 %
6	IND	3	28,00,000 28 Lacs+	7,26,848 7 Lacs+	1,92,907 1 Lacs+	26.5 %

Data in this Kit is presented in good faith, with an intention to inform voters. MLAs' Election Expenditure affidavits from the CEO Website (<https://ceomanipur.nic.in/>) is the source of this analysis. Website:- www.adrindia.org, www.myneta.info

S.No.	Party	No. of MLAs Analyzed	Average Limit (Rs.)	Average Election Expense (Rs.)	Average Expense on Campaign Vehicles (Rs.)	% of Average Expense on Campaign Vehicles
7	Kuki Peoples Alliance	2	28,00,000 28 Lacs+	13,23,832 13 Lacs+	6,34,900 6 Lacs+	48 %
	Total	60	28,00,000 28 Lacs+	13,04,491 13 Lacs+	2,96,692 2 Lacs+	23 %

Table: Party-wise Average Election Expense of MLAs on Campaign Vehicles

18. Party Wise Average Election Expense of MLAs on Campaign Workers:

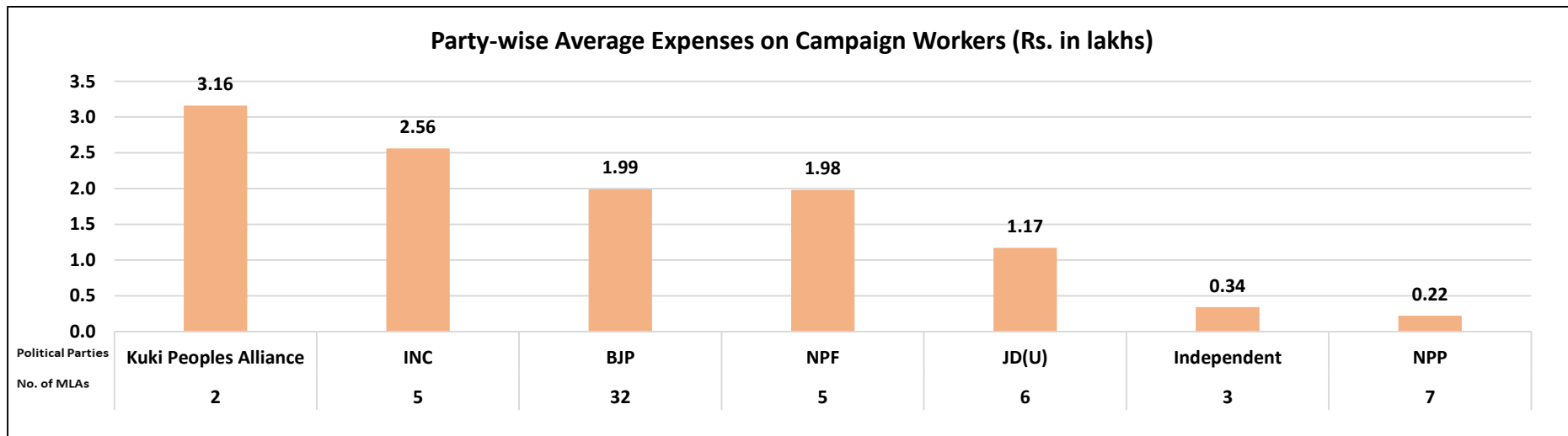


Figure: Party-wise Average Election Expenses on Campaign Workers (Rs. in lakhs)

S.No.	Party	No. of MLAs Analyzed	Average Limit (Rs.)	Average Election Expense (Rs.)	Average Expense on Campaign Workers (Rs.)	% of Average Expense on Campaign Workers
1	BJP	32	28,00,000 28 Lacs+	14,57,639 14 Lacs+	1,99,895 1 Lacs+	13.7 %
2	NPP	7	28,00,000 28 Lacs+	8,18,346 8 Lacs+	22,036 22 Thou+	2.7 %
3	JD(U)	6	28,00,000 28 Lacs+	12,95,491 12 Lacs+	1,17,350 1 Lacs+	9.1 %
4	NPF	5	28,00,000 28 Lacs+	10,77,326 10 Lacs+	1,98,098 1 Lacs+	18.4 %
5	INC	5	28,00,000 28 Lacs+	15,81,756 15 Lacs+	2,56,490 2 Lacs+	16.2 %
6	IND	3	28,00,000 28 Lacs+	7,26,848 7 Lacs+	34,018 34 Thou+	4.7 %
7	Kuki Peoples Alliance	2	28,00,000 28 Lacs+	13,23,832 13 Lacs+	3,16,470 3 Lacs+	23.9 %
Total		60	28,00,000 28 Lacs+	13,04,491 13 Lacs+	1,71,049 1 Lacs+	13 %

Table: Party-wise Average Election Expense of MLAs on Campaign Workers

Data in this Kit is presented in good faith, with an intention to inform voters. MLAs' Election Expenditure affidavits from the CEO Website (<https://ceomanipur.nic.in/>) is the source of this analysis. Website:- www.adrindia.org, www.myneta.info

Top 10 MLAs with highest declared election expenses in 2022 Manipur Assembly Elections

S.No.	Name	District	Constituency	Party	Expenditure incurred by MLA			Expense Limit (Rs.)	Total expenses incurred (Rs.)	Difference between Total Expense incurred and Expense Limit (Rs.)	% of limit reached
					MLA/his election agent (Rs.)	By Political Party (Rs.)	Any other association/ body of persons/ individual (Rs.)				
1	Sorokhaibam Rajen Singh	Imphal West	Lamsang	BJP	22,14,206	0	0	28,00,000 28 Lacs+	22,14,206 22 Lacs+	5,85,794 5 Lacs+	79%
2	Keisham Meghachandra Singh	Thoubal	Wangkhem	INC	18,15,469	2,42,041	0	28,00,000 28 Lacs+	20,57,510 20 Lacs+	7,42,490 7 Lacs+	73%
3	Okram Ibobi Singh	Thoubal	Thoubal	INC	18,91,687	1,64,231	0	28,00,000 28 Lacs+	20,55,918 20 Lacs+	7,44,082 7 Lacs+	73%
4	Heikham Dingo Singh	Imphal West	Sekmai (Sc)	BJP	20,14,008	0	0	28,00,000 28 Lacs+	20,14,008 20 Lacs+	7,85,992 7 Lacs+	72%
5	Nemcha Kipgen	Kangpokpi	Kangpokpi	BJP	19,93,999	0	0	28,00,000 28 Lacs+	19,93,999 19 Lacs+	8,06,001 8 Lacs+	71%
6	Letzamang Haokip	Churachandpur	Henglep (St)	BJP	19,89,500	0	211	28,00,000 28 Lacs+	19,89,711 19 Lacs+	8,10,289 8 Lacs+	71%
7	Thokchom Satyabrata Singh	Imphal East	Yaikul	BJP	18,91,759	34,579	0	28,00,000 28 Lacs+	19,26,338 19 Lacs+	8,73,662 8 Lacs+	69%
8	Chinlunthang	Churachandpur	Singhat (St)	Kuki Peoples Alliance	18,96,994	0	0	28,00,000 28 Lacs+	18,96,994 18 Lacs+	9,03,006 9 Lacs+	68%
9	Dinganglung Gangmei	Tamenglong	Nungba (St)	BJP	17,34,291	58,470	0	28,00,000 28 Lacs+	17,92,761 17 Lacs+	10,07,239 10 Lacs+	64%
10	Paolienlal Haokip	Churachandpur	Saikot (St)	BJP	17,31,287	0	0	28,00,000 28 Lacs+	17,67,187 17 Lacs+	10,32,813 10 Lacs+	63%

Table: Top 10 highest expenses declared by MLAs

Data in this Kit is presented in good faith, with an intention to inform voters. MLAs' Election Expenditure affidavits from the CEO Website (<https://ceomanipur.nic.in/>) is the source of this analysis. Website:- www.adrindia.org, www.myneta.info

10 MLAs with lowest election expenses declared

S.No.	Name	District	Constituency	Party	Expenditure incurred/authorized by MLA			Expense Limit (Rs.)	Total expenses incurred (Rs.)	Difference between Total Expense incurred and Expense Limit (Rs.)	% of limit reached
					MLA/his election agent	Political party which setup him up	Any other association/body of persons/individual				
1	Dr. Yumnam Radheshyam Singh	Thoubal	Hiyanglam	BJP	3,94,624	0	0	28,00,000 28 Lacs+	3,94,624 3 Lacs+	24,05,376 24 Lacs+	14%
2	Janghemlung Panmei	Tamenglong	Tamenglong (ST)	NPP	4,80,757	0	0	28,00,000 28 Lacs+	4,80,757 4 Lacs+	23,19,243 23 Lacs+	17%
3	Sheikh Noorul Hassan	Imphal East	Khetrigao	NPP	4,91,080	13,600	98,660	28,00,000 28 Lacs+	6,03,340 6 Lacs+	21,96,660 21 Lacs+	22%
4	J Kumo Sha	Senapati	Karong (ST)	IND	6,16,155	0	0	28,00,000 28 Lacs+	6,16,155 6 Lacs+	21,83,845 21 Lacs+	22%
5	Khashim Vashum	Ukhrul	Chingai (ST)	NPF	6,80,697	0	0	28,00,000 28 Lacs+	**6,80,697 6 Lacs+	21,19,303 21 Lacs+	24%
6	N. Kayisii	Senapati	Tadubi (ST)	NPP	6,82,585	0	0	28,00,000 28 Lacs+	6,82,585 6 Lacs+	21,17,415 21 Lacs+	24%
7	Thangjam Arunkumar	Imphal East	Wangkhei	JD(U)	6,88,773	0	0	28,00,000 28 Lacs+	**6,88,773 6 Lacs+	21,11,227 21 Lacs+	25%
8	Haokholet Kipgen	Kangpokpi	Saitu (ST)	IND	7,40,445	0	0	28,00,000 28 Lacs+	7,40,445 7 Lacs+	20,59,555 20 Lacs+	26%
9	Kimneo Haokip Hangshing	Kangpokpi	Saikul (ST)	Kuki Peoples Alliance	7,50,670	0	0	28,00,000 28 Lacs+	**7,50,670 7 Lacs+	20,49,330 20 Lacs+	27%
10	Vungzagin Valte	Churachandpur	Thanlon (ST)	BJP	7,57,740	0	0	28,00,000 28 Lacs+	7,57,740 7 Lacs+	20,42,260 20 Lacs+	27%

Table: 10 lowest election expenses declared by MLAs

***on total expenses value indicates that the MLA has not provided the total in their affidavits, it has been calculated on the basis of details provided by them in the same*

Data in this Kit is presented in good faith, with an intention to inform voters. MLAs' Election Expenditure affidavits from the CEO Website (<https://ceomanipur.nic.in/>) is the source of this analysis. Website:- www.adrindia.org, www.myneta.info

Summary and Highlights of Funds Raised by MLAs in the Manipur Assembly 2022 Elections

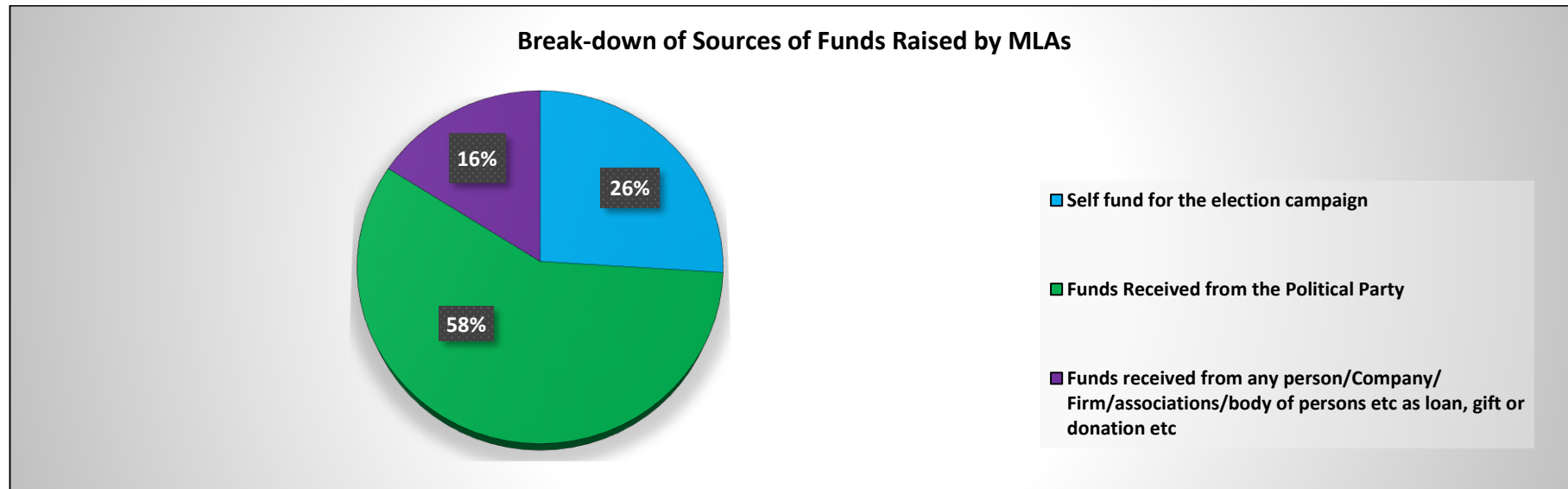


Figure: Percentage Break-down of Funds Raised by MLAs

1. **Percentage break-down of funds received by MLAs:** Out of the total funds received by MLAs, **58% funds were raised from political parties, 26% were raised by MLAs themselves and 16% funds were raised from other sources.**
2. **MLAs Who Raised Funds from Political Parties:** Out of the 60 MLAs analyzed, **41 (68%) MLAs** have declared that **they have received funds from political parties** and **19 (32%) MLAs** have declared that **they have not received any funds from political parties.**
3. **MLAs Who Raised Funds through any person/ company/ firm/ associations/ body of persons etc as loan, gift or donation etc:** Out of the 60 MLAs analyzed, **36 (60%) MLAs** have declared that **they have received funds from any person/ company/ firm/ associations/ body of**

Data in this Kit is presented in good faith, with an intention to inform voters. MLAs' Election Expenditure affidavits from the CEO Website (<https://ceomanipur.nic.in/>) is the source of this analysis. Website:- www.adrindia.org, www.myneta.info

persons etc as loan, gift or donation etc. and **24 (40%) MLAs** have declared that **they have not received any funds from any person/ company/ firm/ associations/ body of persons etc as loan, gift or donation etc.**

4. **Self-funds used for election campaign:** Out of the 60 MLAs analyzed, **58 (97%) MLAs** have declared that **they have used their own funds for their election campaign** and **2(3%) MLAs** have declared that **they have not used any of their own funds for their election campaign**
5. **Average funds raised from Political Parties (Party-wise):** On an average a MLA from **INC** raised **89.50%** and on an average a MLA from **BJP** raised **73.56%** of his/her election expense funds from the political party.
6. **Average funds raised through any person/company/firm/associations/body of persons etc as loan, gift or donation etc (Party-wise):** On an average a MLA from **JD(U)** raised **57.41%** of his/her election expense funds from any person/company/firm/associations/body of persons etc. as loan, gift or donation. Similarly, a MLA from **NPF** raised on an average **40.78%** of their expense funds from any person/ company/ firm/ associations/ body of persons etc. as loan, gift or donation.

Average self-funds used for Election Campaign (Party-wise)

S.No.	Party	No. of MLAs Analyzed	Average Total (Rs.)	Average Self Funds (Rs.)	% of Average Total
1	BJP	32	23,38,868.90 23 Lacs+	4,23,922.06 4 Lacs+	18.12 %
2	NPP	7	11,36,602.85 11 Lacs+	7,77,467.57 7 Lacs+	68.40 %
3	JD(U)	6	12,59,118.33 12 Lacs+	3,86,200 3 Lacs+	30.67 %
4	NPF	5	13,41,076 13 Lacs+	7,78,332.60 7 Lacs+	58.03 %
5	INC	5	20,11,055.20 20 Lacs+	2,11,005.20 2 Lacs+	10.49 %
6	IND	3	8,75,179.66 8 Lacs+	7,31,463 7 Lacs+	83.57 %
7	Kuki Peoples Alliance	2	13,25,835 13 Lacs+	5,25,335 5 Lacs+	39.62 %

Table: Average self-funds used for Election Campaign (Party-wise)

Data in this Kit is presented in good faith, with an intention to inform voters. MLAs' Election Expenditure affidavits from the CEO Website (<https://ceomanipur.nic.in/>) is the source of this analysis. Website:- www.adrindia.org, www.myneta.info

Average funds raised from Political Parties (Party-wise)

S.No.	Party	No. of MLAs Analyzed	Average Total (Rs.)	Average Party Funds (Rs.)	% of Average Total
1	BJP	32	23,38,868.90 23 Lacs+	17,20,494.56 17 Lacs+	73.56 %
2	NPP	7	11,36,602.85 11 Lacs+	1,942.85 1 Thou+	0.17 %
3	JD(U)	6	12,59,118.33 12 Lacs+	1,50,000 1 Lacs+	11.91 %
4	NPF	5	13,41,076 13 Lacs+	15,743.40 15 Thou+	1.17 %
5	INC	5	20,11,055.20 20 Lacs+	18,00,050 18 Lacs+	89.50 %
6	IND	3	8,75,179.66 8 Lacs+	0	0 %
7	Kuki Peoples Alliance	2	13,25,835 13 Lacs+	0	0 %

Table: Average funds raised from Political Parties (Party-wise)

Average funds raised from Other Sources (Party-wise)

S.No.	Party	No. of MLAs Analyzed	Average Total (Rs.)	Average Funds from other organizations and bodies (Rs.)	% of Average Total
1	BJP	32	23,38,868.90 23 Lacs+	1,94,655.31 1 Lacs+	8.32 %
2	NPP	7	11,36,602.85 11 Lacs+	3,57,192.42 3 Lacs+	31.42 %
3	JD(U)	6	12,59,118.33 12 Lacs+	7,22,918.33 7 Lacs+	57.41 %
4	NPF	5	13,41,076 13 Lacs+	5,47,000 5 Lacs+	40.78 %

Data in this Kit is presented in good faith, with an intention to inform voters. MLAs' Election Expenditure affidavits from the CEO Website (<https://ceomanipur.nic.in/>) is the source of this analysis. Website:- www.adrindia.org, www.myneta.info

S.No.	Party	No. of MLAs Analyzed	Average Total (Rs.)	Average Funds from other organizations and bodies (Rs.)	% of Average Total
5	INC	5	20,11,055.20 20 Lacs+	0	0 %
6	IND	3	8,75,179.66 8 Lacs+	1,43,716.66 1 Lacs+	16.42 %
7	Kuki Peoples Alliance	2	13,25,835 13 Lacs+	8,00,500 8 Lacs+	60.37 %

Table: Average funds raised from Other Sources (Party-wise)

Election expenses declared by MLAs in Manipur Assembly Elections, 2022: Full Details

S.No.	Name	District	Constituency	Party	Expenditure incurred by MLA			Expense Limit (Rs.)	Total expenses incurred (Rs.)	Difference between Total Expense incurred and Expense Limit (Rs.)	% of limit reached
					MLA/his election agent (Rs.)	By Political Party (Rs.)	Any other association/ body of persons/ individual (Rs.)				
1	Sorokhaibam Rajen Singh	Imphal West	Lamsang	BJP	22,14,206	0	0	28,00,000 28 Lacs+	22,14,206 22 Lacs+	5,85,794 5 Lacs+	79%
2	Keisham Meghachandra Singh	Thoubal	Wangkhem	INC	18,15,469	2,42,041	0	28,00,000 28 Lacs+	20,57,510 20 Lacs+	7,42,490 7 Lacs+	73%
3	Okram Ibobi Singh	Thoubal	Thoubal	INC	18,91,687	1,64,231	0	28,00,000 28 Lacs+	20,55,918 20 Lacs+	7,44,082 7 Lacs+	73%
4	Heikham Dingo Singh	Imphal West	Sekmai (Sc)	BJP	20,14,008	0	0	28,00,000 28 Lacs+	20,14,008 20 Lacs+	7,85,992 7 Lacs+	72%
5	Nemcha Kipgen	Kangpokpi	Kangpokpi	BJP	19,93,999	0	0	28,00,000 28 Lacs+	19,93,999 19 Lacs+	8,06,001 8 Lacs+	71%

Data in this Kit is presented in good faith, with an intention to inform voters. MLAs' Election Expenditure affidavits from the CEO Website (<https://ceomanipur.nic.in/>) is the source of this analysis. Website:- www.adrindia.org, www.myneta.info

S.No.	Name	District	Constituency	Party	Expenditure incurred by MLA			Expense Limit (Rs.)	Total expenses incurred (Rs.)	Difference between Total Expense incurred and Expense Limit (Rs.)	% of limit reached
					MLA/his election agent (Rs.)	By Political Party (Rs.)	Any other association/ body of persons/ individual (Rs.)				
6	Letzamang Haokip	Churachandpur	Henglep (St)	BJP	19,89,500	0	211	28,00,000 28 Lacs+	19,89,711 19 Lacs+	8,10,289 8 Lacs+	71%
7	Thokchom Satyabrata Singh	Imphal East	Yaikul	BJP	18,91,759	34,579	0	28,00,000 28 Lacs+	19,26,338 19 Lacs+	8,73,662 8 Lacs+	69%
8	Chinlunthang	Churachandpur	Singhat (St)	Kuki Peoples Alliance	18,96,994	0	0	28,00,000 28 Lacs+	18,96,994 18 Lacs+	9,03,006 9 Lacs+	68%
9	Dinganglung Gangmei	Tamenglong	Nungba (St)	BJP	17,34,291	58,470	0	28,00,000 28 Lacs+	17,92,761 17 Lacs+	10,07,239 10 Lacs+	64%
10	Paolienlal Haokip	Churachandpur	Saikot (St)	BJP	17,31,287	0	0	28,00,000 28 Lacs+	17,67,187 17 Lacs+	10,32,813 10 Lacs+	63%
11	Tongbram Robindro Singh	Bishnupur	Thanga	BJP	13,52,147	4,01,200	0	28,00,000 28 Lacs+	17,53,347 17 Lacs+	10,46,653 10 Lacs+	63%
12	Yumnam Khemchand Singh	Imphal West	Singjamei	BJP	14,92,128	2,51,619	0	28,00,000 28 Lacs+	17,43,747 17 Lacs+	10,56,253 10 Lacs+	62%
13	Karam Shyam	Imphal West	Langthabal	BJP	15,01,299	2,30,449	0	28,00,000 28 Lacs+	17,31,748 17 Lacs+	10,68,252 10 Lacs+	62%
14	Thokchom Radheshyam Singh	Thoubal	Heirok	BJP	16,96,687	34,579	0	28,00,000 28 Lacs+	17,31,267 17 Lacs+	10,68,733 10 Lacs+	62%
15	Ngursanglur Sanate	Churachandpur	Tipaimukh (St)	JD(U)	17,25,558	0	0	28,00,000 28 Lacs+	17,25,558 17 Lacs+	10,74,442 10 Lacs+	62%
16	Sanasam Premchandra Singh	Bishnupur	Kumbi	BJP	11,93,775	4,61,943	0	28,00,000 28 Lacs+	16,55,718 16 Lacs+	11,44,282 11 Lacs+	59%
17	Sapam Kunjakeswor (Keba) Singh	Imphal West	Patsoi	BJP	15,78,951	34,579	0	28,00,000 28 Lacs+	16,13,530 16 Lacs+	11,86,470 11 Lacs+	58%
18	Surjakumar Okram	Thoubal	Khangabok	INC	16,02,672	0	0	28,00,000 28 Lacs+	16,02,672 16 Lacs+	11,97,328 11 Lacs+	57%

Data in this Kit is presented in good faith, with an intention to inform voters. MLAs' Election Expenditure affidavits from the CEO Website (<https://ceomanipur.nic.in/>) is the source of this analysis. Website:- www.adrindia.org, www.myneta.info

S.No.	Name	District	Constituency	Party	Expenditure incurred by MLA			Expense Limit (Rs.)	Total expenses incurred (Rs.)	Difference between Total Expense incurred and Expense Limit (Rs.)	% of limit reached
					MLA/his election agent (Rs.)	By Political Party (Rs.)	Any other association/ body of persons/ individual (Rs.)				
19	Nongthombam Biren Singh	Imphal East	Heingang	BJP	9,88,640	5,80,894	0	28,00,000 28 Lacs+	**15,69,534 15 Lacs+	12,30,466 12 Lacs+	56%
20	Lexpao Haokip	Chandel	Tengnoupal (St)	BJP	14,97,224	0	0	28,00,000 28 Lacs+	14,97,224 14 Lacs+	13,02,776 13 Lacs+	53%
21	Dr.Usham Deben Singh	Thoubal	Wabgai	BJP	11,81,471	3,07,650	0	28,00,000 28 Lacs+	14,89,121 14 Lacs+	13,10,879 13 Lacs+	53%
22	Leishangthem Susindro Meitei	Imphal East	Khurai	BJP	11,99,785	34,579	0	28,00,000 28 Lacs+	14,74,552 14 Lacs+	13,25,448 13 Lacs+	53%
23	Thounaojam Basanta Kumar Singh	Bishnupur	Nambol	BJP	0	11,12,865	3,58,800	28,00,000 28 Lacs+	14,71,665 14 Lacs+	13,28,335 13 Lacs+	53%
24	Thongam Biswajit Singh	Imphal East	Thongju	BJP	14,43,623	0	0	28,00,000 28 Lacs+	14,43,623 14 Lacs+	13,56,377 13 Lacs+	52%
25	Md. Achab Uddin	Jiribam	Jiribam	JD(U)	14,29,433	0	0	28,00,000 28 Lacs+	14,29,433 14 Lacs+	13,70,567 13 Lacs+	51%
26	L.M. Khaute	Churachandpur	Churachandpur (St)	JD(U)	14,25,000	0	0	28,00,000 28 Lacs+	14,25,000 14 Lacs+	13,75,000 13 Lacs+	51%
27	Losii Dikho	Senapati	Mao (St)	NPF	14,10,887	0	0	28,00,000 28 Lacs+	14,10,887 14 Lacs+	13,89,113 13 Lacs+	50%
28	Mohd Abdul Nasir	Thoubal	Lilong	JD(U)	6,88,773	1,02,250	6,09,414	28,00,000 28 Lacs+	14,00,437 14 Lacs+	13,99,563 13 Lacs+	50%
29	Khongbantabam Ibomcha	Imphal East	Lamlai	BJP	13,81,313	0	0	28,00,000 28 Lacs+	13,81,313 13 Lacs+	14,18,687 14 Lacs+	49%
30	Rajkumar Imo Singh	Imphal West	Sagolband	BJP	11,31,595	99,579	64,600	28,00,000 28 Lacs+	12,95,774 12 Lacs+	15,04,226 15 Lacs+	46%
31	Kangujam Ranjit Singh	Thoubal	Sugnoo	INC	10,30,771	2,45,451	8,000	28,00,000 28 Lacs+	12,84,222 12 Lacs+	15,15,778 15 Lacs+	46%

Data in this Kit is presented in good faith, with an intention to inform voters. MLAs' Election Expenditure affidavits from the CEO Website (<https://ceomanipur.nic.in/>) is the source of this analysis. Website:- www.adrindia.org, www.myneta.info

S.No.	Name	District	Constituency	Party	Expenditure incurred by MLA			Expense Limit (Rs.)	Total expenses incurred (Rs.)	Difference between Total Expense incurred and Expense Limit (Rs.)	% of limit reached
					MLA/his election agent (Rs.)	By Political Party (Rs.)	Any other association/ body of persons/ individual (Rs.)				
32	Thounaojam Shyamkumar	Imphal East	Andro	BJP	12,70,054	0	0	28,00,000 28 Lacs+	12,70,054 12 Lacs+	15,29,946 15 Lacs+	45%
33	Dr. Sapam Ranjan Singh	Imphal West	Konhoujam	BJP	12,63,585	0	0	28,00,000 28 Lacs+	12,63,585 12 Lacs+	15,36,415 15 Lacs+	45%
34	Paonam Brojen Singh	Thoubal	Wangjing Tentha	BJP	10,31,253	34,579	1,21,050	28,00,000 28 Lacs+	11,86,882 11 Lacs+	16,13,118 16 Lacs+	42%
35	Thongam Shanti Singh	Bishnupur	Moirang	NPP	11,80,178	0	0	28,00,000 28 Lacs+	11,80,178 11 Lacs+	16,19,822 16 Lacs+	42%
36	Awangbow Newmai	Tamenglong	Tamei (St)	NPF	11,51,445	0	0	28,00,000 28 Lacs+	11,51,445 11 Lacs+	16,48,555 16 Lacs+	41%
37	Khumukcham Joykisan Singh	Imphal West	Thangmeiband	JD(U)	9,45,546	1,58,200	0	28,00,000 28 Lacs+	11,03,746 11 Lacs+	16,96,254 16 Lacs+	39%
38	Sagolshem Kebi Devi	Imphal West	Naoria Pakhanglakpa	BJP	9,81,139	93,022	14,210	28,00,000 28 Lacs+	10,88,371 10 Lacs+	17,11,629 17 Lacs+	39%
39	Konhoujam Govindas Singh	Bishnupur	Bishenpur	BJP	10,40,380	44,331	0	28,00,000 28 Lacs+	10,84,711 10 Lacs+	17,15,289 17 Lacs+	39%
40	Leishiyo Keishing	Ukhrul	Phungyar (St)	NPF	8,95,000	78,717	1,10,000	28,00,000 28 Lacs+	10,83,717 10 Lacs+	17,16,283 17 Lacs+	39%
41	Ram Muivah	Ukhrul	Ukhrul (St)	NPF	10,09,946	49,937	0	28,00,000 28 Lacs+	10,59,883 10 Lacs+	17,40,117 17 Lacs+	38%
42	Ss. Olish	Chandel	Chandel (St)	BJP	10,42,645	0	0	28,00,000 28 Lacs+	10,42,645 10 Lacs+	17,57,355 17 Lacs+	37%
43	Kongkham Robindro Singh	Imphal West	Mayang Imphal	BJP	10,11,701	28,225	0	28,00,000 28 Lacs+	10,39,926 10 Lacs+	17,60,074 17 Lacs+	37%
44	Lourembam Rameshwar Meetei	Imphal East	Keirao	BJP	73,986	9,56,522	0	28,00,000 28 Lacs+	10,30,508 10 Lacs+	17,69,492 17 Lacs+	37%

Data in this Kit is presented in good faith, with an intention to inform voters. MLAs' Election Expenditure affidavits from the CEO Website (<https://ceomanipur.nic.in/>) is the source of this analysis. Website:- www.adrindia.org, www.myneta.info

S.No.	Name	District	Constituency	Party	Expenditure incurred by MLA			Expense Limit (Rs.)	Total expenses incurred (Rs.)	Difference between Total Expense incurred and Expense Limit (Rs.)	% of limit reached
					MLA/his election agent (Rs.)	By Political Party (Rs.)	Any other association/ body of persons/ individual (Rs.)				
45	Mayanglambam Rameshwar Singh	Thoubal	Kakching	NPP	9,69,888	0	0	28,00,000 28 Lacs+	9,69,888 9 Lacs+	18,30,112 18 Lacs+	35%
46	Khwaitrakpam Raghmani Singh	Imphal West	Uripok	BJP	9,35,030	0	0	28,00,000 28 Lacs+	9,35,030 9 Lacs+	18,64,970 18 Lacs+	33%
47	Thokchom Lokeshwar Singh	Imphal East	Khundrakpam	INC	8,89,085	19,375	0	28,00,000 28 Lacs+	9,08,460 9 Lacs+	18,91,540 18 Lacs+	32%
48	Irengbam Nalini Devi	Bishnupur	Oinam	NPP	4,45,949	0	4,61,686	28,00,000 28 Lacs+	9,07,638 9 Lacs+	18,92,362 18 Lacs+	32%
49	Khuraijam Loken Singh	Imphal West	Wangoi	NPP	9,04,039	0	0	28,00,000 28 Lacs+	9,04,039 9 Lacs+	18,95,961 18 Lacs+	32%
50	Sapam Nishikant Singh	Imphal West	Keisamthong	IND	8,23,944	0	0	28,00,000 28 Lacs+	8,23,944 8 Lacs+	19,76,056 19 Lacs+	29%
51	Vungzagin Valte	Churachandpur	Thanlon (St)	BJP	7,57,740	0	0	28,00,000 28 Lacs+	7,57,740 7 Lacs+	20,42,260 20 Lacs+	27%
52	Kimneo Haokip Hangshing	Kangpokpi	Saikul (St)	Kuki Peoples Alliance	7,50,670	0	0	28,00,000 28 Lacs+	**7,50,670 7 Lacs+	20,49,330 20 Lacs+	27%
53	Haokholet Kipgen	Kangpokpi	Saitu (St)	IND	7,40,445	0	0	28,00,000 28 Lacs+	7,40,445 7 Lacs+	20,59,555 20 Lacs+	26%
54	Thangjam Arunkumar	Imphal East	Wangkhei	JD(U)	6,88,773	0	0	28,00,000 28 Lacs+	**6,88,773 6 Lacs+	21,11,227 21 Lacs+	25%
55	N. Kayisii	Senapati	Tadubi (St)	NPP	6,82,585	0	0	28,00,000 28 Lacs+	6,82,585 6 Lacs+	21,17,415 21 Lacs+	24%
56	Khashim Vashum	Ukhrul	Chingai (St)	NPF	6,80,697	0	0	28,00,000 28 Lacs+	**6,80,697 6 Lacs+	21,19,303 21 Lacs+	24%
57	J Kumo Sha	Senapati	Karong (St)	IND	6,16,155	0	0	28,00,000 28 Lacs+	6,16,155 6 Lacs+	21,83,845 21 Lacs+	22%

Data in this Kit is presented in good faith, with an intention to inform voters. MLAs' Election Expenditure affidavits from the CEO Website (<https://ceomanipur.nic.in/>) is the source of this analysis. Website:- www.adrindia.org, www.myneta.info

S.No.	Name	District	Constituency	Party	Expenditure incurred by MLA			Expense Limit (Rs.)	Total expenses incurred (Rs.)	Difference between Total Expense incurred and Expense Limit (Rs.)	% of limit reached
					MLA/his election agent (Rs.)	By Political Party (Rs.)	Any other association/ body of persons/ individual (Rs.)				
58	Sheikh Noorul Hassan	Imphal East	Khetrigao	NPP	4,91,080	13,600	98,660	28,00,000 28 Lacs+	6,03,340 6 Lacs+	21,96,660 21 Lacs+	22%
59	Janghemlung Panmei	Tamenglong	Tamenglong (St)	NPP	4,80,757	0	0	28,00,000 28 Lacs+	4,80,757 4 Lacs+	23,19,243 23 Lacs+	17%
60	Dr. Yumnam Radheshyam Singh	Thoubal	Hiyanglam	BJP	3,94,624	0	0	28,00,000 28 Lacs+	3,94,624 3 Lacs+	24,05,376 24 Lacs+	14%

Table: Election expenses declared by MLAs in Manipur Assembly Elections, 2022: Full Details

***on total expenses value indicates that the MLA has not provided the total in their expenditure affidavits, it has been calculated on the basis of details provided by them in the same*

Upgraded MyNeta App




**Association for Democratic Reforms and
National Election Watch present**

THE UPGRADED
MYNETA APP



DOWNLOAD TODAY!

And be a part of our **#MeraVoteMeraDesh** Campaign





Scan the QR code to download

Visit our website:
www.adrindia.org
www.myneta.info

Data in this Kit is presented in good faith, with an intention to inform voters. MLAs' Election Expenditure affidavits from the CEO Website (<https://ceomanipur.nic.in/>) is the source of this analysis. Website:- www.adrindia.org, www.myneta.info

Donate to ADR

We need your help to support our #MeraVoteMeraDesh campaign for upcoming State Assembly Elections. The campaign aims to eradicate corruption & criminalization in the political process, empower the voters through greater dissemination of information on the candidates and the parties.

You can contribute to us using the following QR Code or access the link on our website [here](#).



ADR Speaks Podcast

ADR Speaks is a podcast series on issues related to electoral & political reforms. It focuses on the findings of ADR reports analysing background details of candidates, sources of political parties' income, election expenditure, Electoral Bonds etc. In these episodes, ADR breaks down key findings of its reports for simple understanding & accessibility to the general public, enabling them to make an informed choice. ADR podcast will also host discussions with experts, research scholars, public intellectuals, former election officials etc. on issues concerning India's democratic politics. [Please click on the icon to access the episodes on ADR website.](#)



Listen to Our Podcast on



Other platforms





To Get Information About Candidates/Parties/MPs/MLAs/Corporators/PILs in courts

Journalist Helpline no: **8010394248**

Subscribe to ADR on **WhatsApp**
for updates: **7840067840**

Visit: **www.myneta.info, www.adrindia.org**

Email: **adr@adrindia.org**

To contact ADR State Partners, visit:
<https://adrindia.org/about-adr/state-coordinators>

Social Media

 /myneta.info
  /adr.new
  @adrspkaks
  /adrspkaks
  /adrspkaks
 <https://www.linkedin.com/company/association-for-democratic-reforms/>

Our Websites

www.adrindia.org

Provides detailed analytical reports of Lok Sabha, State Assemblies, local body elections & financial reports of political parties & ongoing PILs in courts

www.myneta.info

Provides full information of criminal cases, asset, liability and education details declared by candidates in the self sworn affidavits

Android Apps

Myneta: The criminal, financial, educational & other background information self declared by candidates in their affidavits during elections is now available on your mobile phones.

Election Watch Reporter: This app provides a tool to the citizens to capture violations of election related laws & the code of conduct.

Both the applications are available on Google Play Store

Office Address

Association for Democratic Reforms
T-95, CL House, Second Floor,
Near Gulmohar Commercial Complex, Gautam Nagar,
Landmark: Green Park Metro Station (GN exit),
New Delhi-110 049,
Tel.: 011- 41654200, Fax: 011 - 46094248

Data in this Kit is presented in good faith, with an intention to inform voters. MLAs' Election Expenditure affidavits from the CEO Website (<https://ceomanipur.nic.in/>) is the source of this analysis. Website:- www.adrindia.org, www.myneta.info

Contact Details

Manipur Election Watch

Babloo Loitongbam
State Coordinator
 +91-9862008838
bloitongbam@gmail.com

Association for Democratic Reforms/National Election Watch/ Manipur Election Watch

Media and Journalist Helpline +91 80103 94248 Email: adr@adrindia.org	Maj.Gen. Anil Verma (Retd) Head Association for Democratic Reforms, National Election Watch 011 4165 4200, +91 88264 79910 adr@adrindia.org , anilverma@adrindia.org	Prof Jagdeep Chhokar IIM Ahmedabad (Retd.) Founder Member, Association for Democratic Reforms, National Election Watch jchhokar@gmail.com	Prof Trilochan Sastry IIM Bangalore Founder Member, Association for Democratic Reforms, National Election Watch +91 94483 53285 tsastry@gmail.com
--	---	---	---

DISCLAIMER

All information about MLAs, in this report has been taken from the election expenditure statements filed by them and submitted to the Chief Electoral Officer, Manipur. **ADR does not add or subtract any information, unless the EC changes the data. In particular, no unverified information from any other source is used.** Copies of election expenditure statements were obtained from the CEO's website (<https://ceomanipur.nic.in/>) While all efforts have been made to ensure that the information is in keeping with what is mentioned in the election expenditure statements, in case of discrepancy between information in this report and that given in the election expenditure statements, the information reported in the election expenditure statements filed by MLAs should be treated as correct. Association for Democratic Reforms, Manipur Election Watch and their volunteers are not responsible or liable for any damage arising directly or indirectly from the publication of this report.

Data in this Kit is presented in good faith, with an intention to inform voters. MLAs' Election Expenditure affidavits from the CEO Website (<https://ceomanipur.nic.in/>) is the source of this analysis. Website:- www.adrindia.org, www.myneta.info