
Press Release

Date: 6th March, 2023

Meghalaya Assembly Election 2023

Analysis of Criminal Background, Financial, Education, Gender and other details of Winning Candidates

Association for Democratic Reforms

T-95, C.L. House, 2nd Floor,
Near Gulmohar Commercial Complex
Gautam Nagar,
New Delhi-110 049
Phone: +91-011-4165-4200
Fax: +91-11-46094248
Email: adr@adrindia.org

To report any electoral violations and malpractices during elections download the Election Watch Reporter (Android App)
https://play.google.com/store/apps/details?id=com.webrosoft.election_watch_reporter

Contents

ANALYSIS OF CRIMINAL BACKGROUND, FINANCIAL, EDUCATION, GENDER AND OTHER DETAILS OF WINNING CANDIDATES.....	1
SUMMARY AND HIGHLIGHTS.....	3
CRIMINAL BACKGROUND	4
FINANCIAL BACKGROUND	6
OTHER BACKGROUND DETAILS	10
COMPARATIVE ANALYSIS OF ASSETS OF RE-ELECTED MLAs	11
ANALYSIS BASED ON DECLARED CRIMINAL CASES.....	12
PARTY WISE WINNING CANDIDATES WITH CRIMINAL CASES	12
ANALYSIS BASED ON ASSETS.....	12
PARTY WISE CROREPATI WINNING CANDIDATES	12
AVERAGE ASSETS OF WINNING CANDIDATES: PARTY WISE ANALYSIS	13
TOP 10 WINNING CANDIDATES WITH HIGHEST ASSETS	14
10 WINNING CANDIDATES WITH LOWEST ASSETS	15
TOP 10 WINNING CANDIDATES WITH HIGH LIABILITIES	16
TOP 10 WINNING CANDIDATES WITH HIGH INCOME AS DECLARED IN INCOME TAX RETURNS (ITR)	17
ANALYSIS BASED ON OTHER BACKGROUND DETAILS OF WINNING CANDIDATES.....	18
OVERALL EDUCATION REPORT	18
ANALYSIS BASED ON AGE GROUPS	18
OVERALL GENDER REPORT	19
ASSETS DETAILS OF WINNING CANDIDATES.....	20
ASSETS COMPARISON FOR RE-ELECTED MLAs (SORT BY ASSET INCREASE/DECREASE IN RUPEES)	24
DETAILS OF WINNING CANDIDATES WITH DECLARED CRIMINAL CASES	28
DONATE TO ADR.....	31
DISCLAIMER.....	34

Summary and Highlights

Meghalaya Election Watch and **Association for Democratic Reforms (ADR)** have analysed the self-sworn affidavits of all **59** winning candidates in the Meghalaya 2023 Assembly Elections. Meghalaya Assembly Election 2023 was held on February 27 for 59 out of 60 assembly seats. The scheduled election in Sohiong (23) assembly constituency has been delayed to an undeclared date following the death of UDP candidate H. Donkumar R. Lyngdoh.

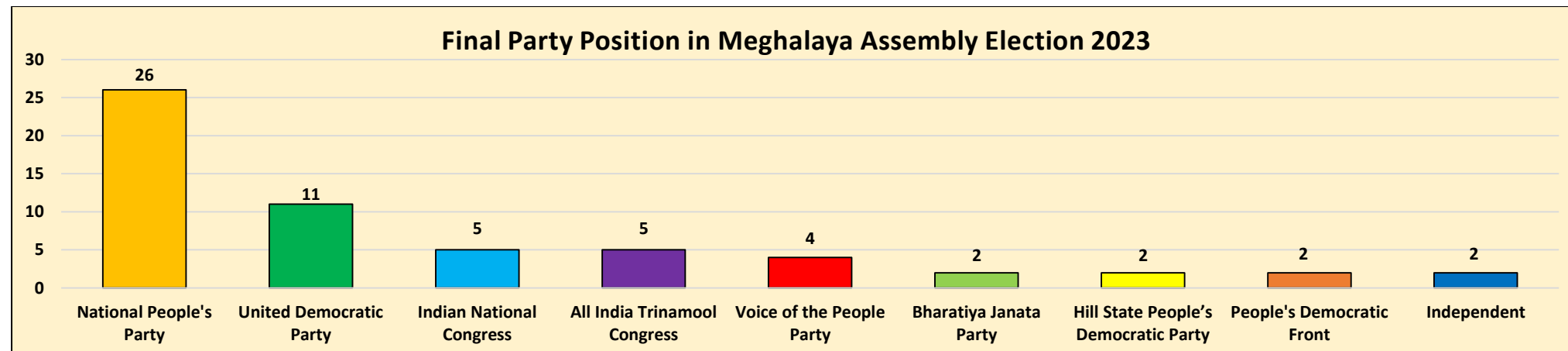


Figure: Final Party Position

Party	Total Seats Won
National People's Party	26
United Democratic Party	11
Indian National Congress	5
All India Trinamool Congress	5
Voice of the People Party	4
Bharatiya Janata Party	2
Hill State People's Democratic Party	2
People's Democratic Front	2
Independent	2
Total	59

Table: Final Party Position

Data in this Kit is presented in good faith, with an intention to inform voters. winning candidates affidavits obtained from the ECI website (<https://affidavit.eci.gov.in/>) with nomination papers is the source of this analysis. Website:-www.adrindia.org, www.myneta.info.

CRIMINAL BACKGROUND

- **Winning candidates with criminal cases:** Out of the 59 winning candidates analysed in 2023, 3(5%) winning candidates have declared criminal cases against themselves. Out of 59 MLAs analysed during Meghalaya Assembly elections in 2018, 1(2%) MLA had declared criminal cases against himself.
- **Winning candidates with serious criminal cases:** 2 (3%) winning candidates have declared serious criminal cases against themselves. Out of 59 MLAs analysed during Meghalaya Assembly elections in 2018, None of the MLA had declared serious criminal cases against themselves.

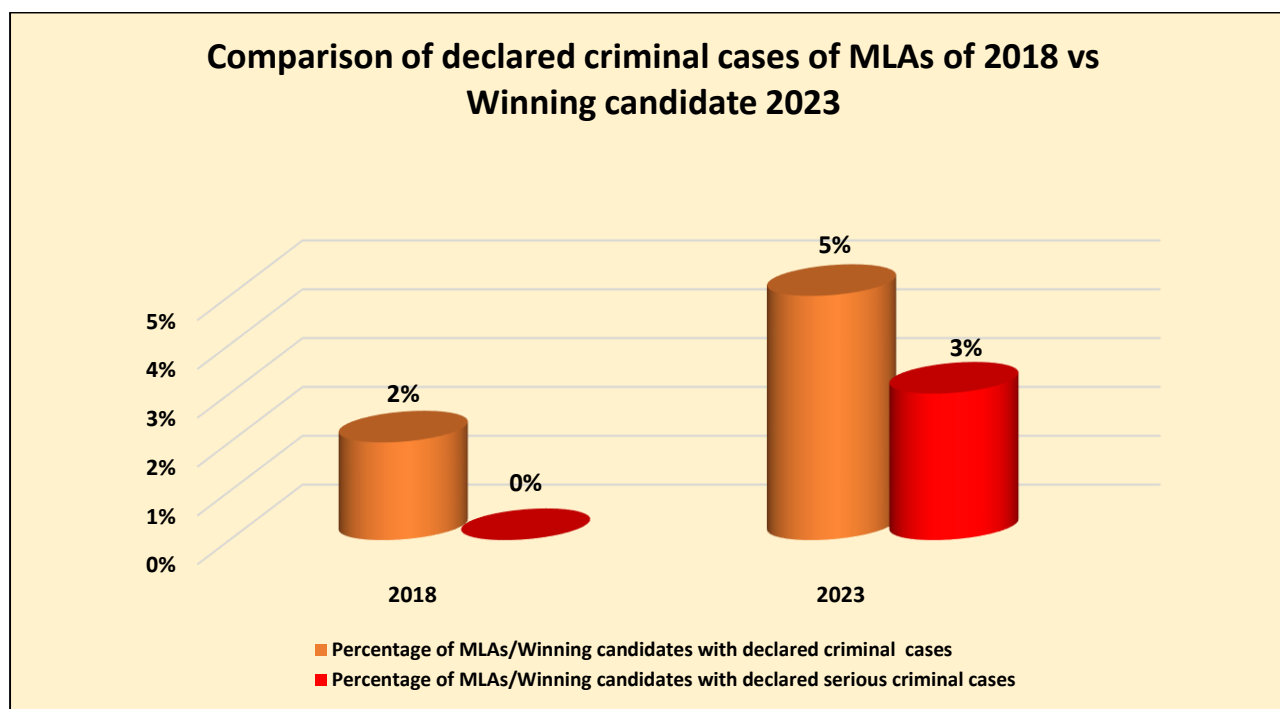
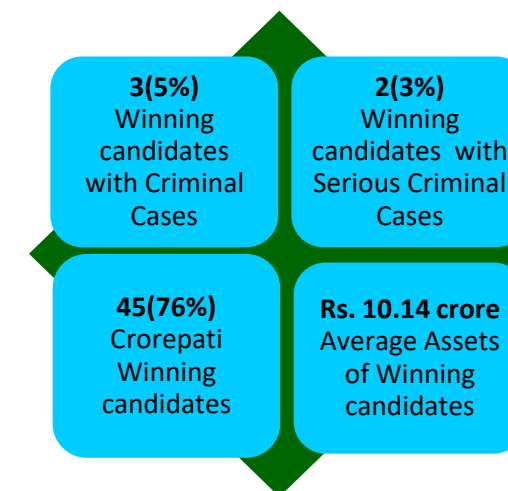


Figure: Comparison of declared criminal cases of MLAs of 2018 vs Winning candidate 2023

Criteria for serious criminal cases

1. Offence for which maximum punishment is of 5 years or more.
2. If an offence is non-bailable
3. If it is an electoral offence (for eg. IPC 171E or bribery)
4. Offence related to loss to exchequer
5. Offences that are assault, murder, kidnap, rape related
6. Offences that are mentioned in Representation of the People Act (Section 8)
7. Offences under Prevention of Corruption Act
8. Crimes against women.

S.No.	Meghalaya Assembly Elections Year	Number of MLAs/Winning candidates Analysed	Number of MLAs/Winning candidates with Declared Criminal Cases	Percentage of MLAs/Winning candidates with Declared Criminal Cases	Number of MLAs/Winning candidates with Declared Serious Criminal Cases	Percentage of MLAs/Winning candidates with Declared Serious Criminal Cases
1	2018	59	1	2%	0	0%
2	2023	59	3	5%	2	3%

- **Party wise Winning candidates with Criminal Cases:** 3(12%) out of 26 NPP winning candidates have declared criminal cases against themselves in their affidavits.
- **Party wise Winning candidates with Serious Criminal Cases:** 2(8%) out of 26 NPP winning candidates have declared serious criminal cases against themselves in their affidavits.

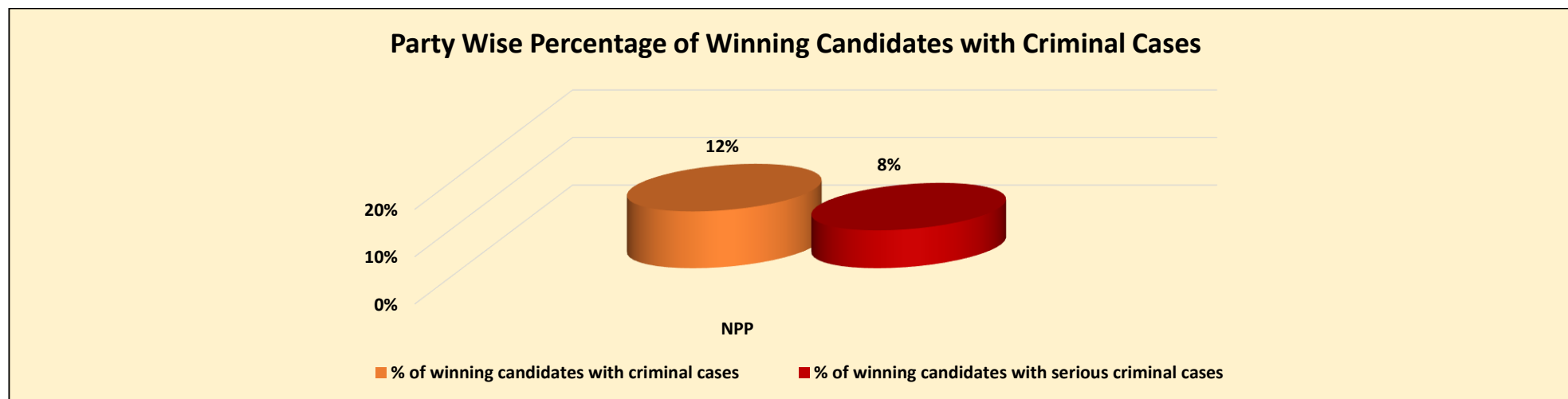


Figure: Party Wise Percentage of Winning Candidates with Criminal Cases

FINANCIAL BACKGROUND

- **Crorepati Winning candidates:** Out of the 59 winning candidates analysed, 45 (76%) are crorepatis. Out of 59 MLAs analysed during Meghalaya assembly elections 2018, 39 (66%) MLAs were crorepatis.

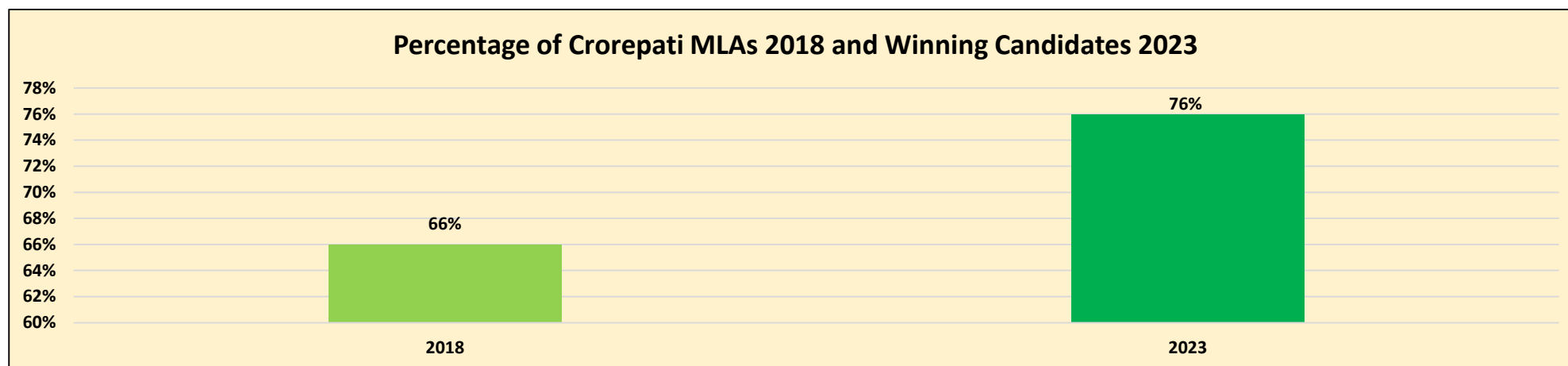


Figure: Percentage of Crorepati MLAs 2018 and Winning Candidates 2023

S.No.	Meghalaya Assembly Elections Year	Number of MLAs/Winning Candidates Analysed	Number of Crorepati MLAs/Winning Candidates	Percentage of Crorepati MLAs/Winning Candidates
1	2018	59	39	66%
2	2023	59	45	76%

- **Party-wise crorepati winning candidates:** 20 (77%) out of 26 from NPP, 9(82%) out of 11 from UDP, 4 (80%) out of 5 from AITC, 3 (60%) out of 5 from INC and 2 (100%) out of 2 from BJP winning candidates have declared assets worth more than Rs. 1 crore.

Party-wise Percentage of Crorepati Winning Candidates

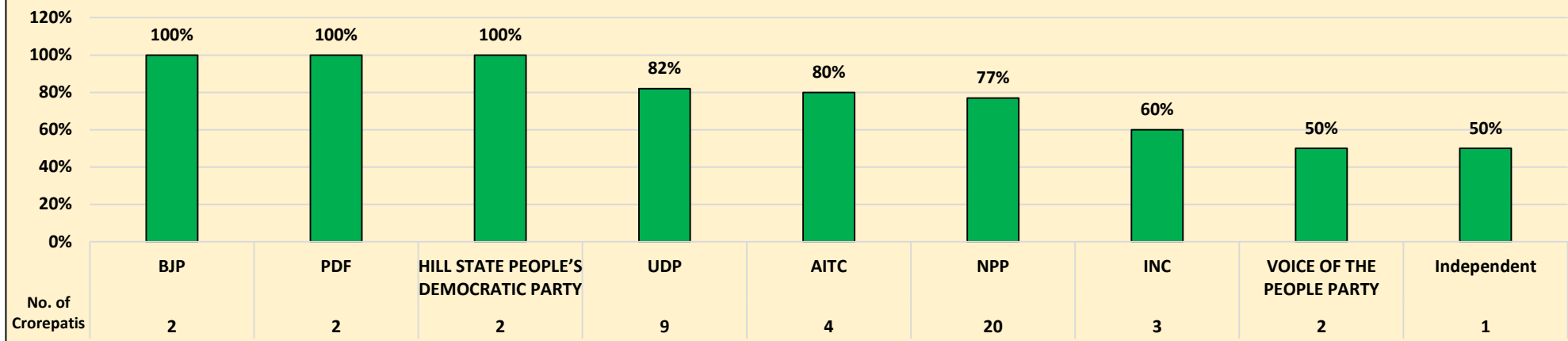


Figure: Party wise Percentage of Crorepati Winning Candidates

Share of Wealth Among Winning Candidates

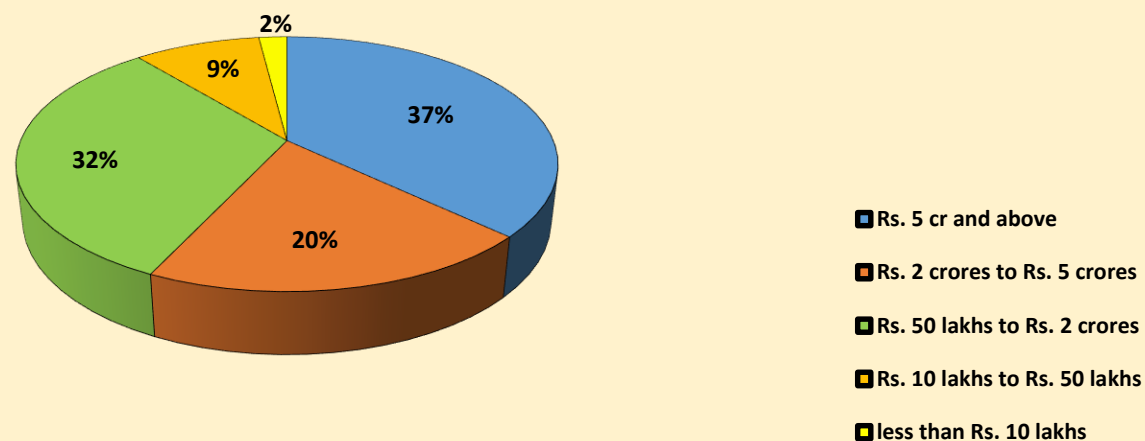


Figure: Share of Wealth Among Winning Candidates

Data in this Kit is presented in good faith, with an intention to inform voters. winning candidates affidavits obtained from the ECI website (<https://affidavit.eci.gov.in/>) with nomination papers is the source of this analysis. Website: www.adrindia.org, www.myneta.info.

- **Share of Wealth among winning candidates:** The table given below shows the share of wealth among winning candidates in Meghalaya Assembly Elections, 2023:

Value of assets (Rs.)	No. of winning candidates	Percentage of winning candidates
5 cr and above	22	37%
2 crores to 5 crores	12	20%
50 lakhs to 2 crores	19	32%
10 lakhs to 50 lakhs	5	9%
less than 10 lakhs	1	2%

Table: Share of Wealth Among winning candidates

- **Average assets:** The average of assets per winning candidates in the Meghalaya Assembly Elections 2023 is **Rs 10.14 Crores**. The average of assets per MLA in the Meghalaya Assembly Elections 2018 was **Rs 7.18 Crores**.

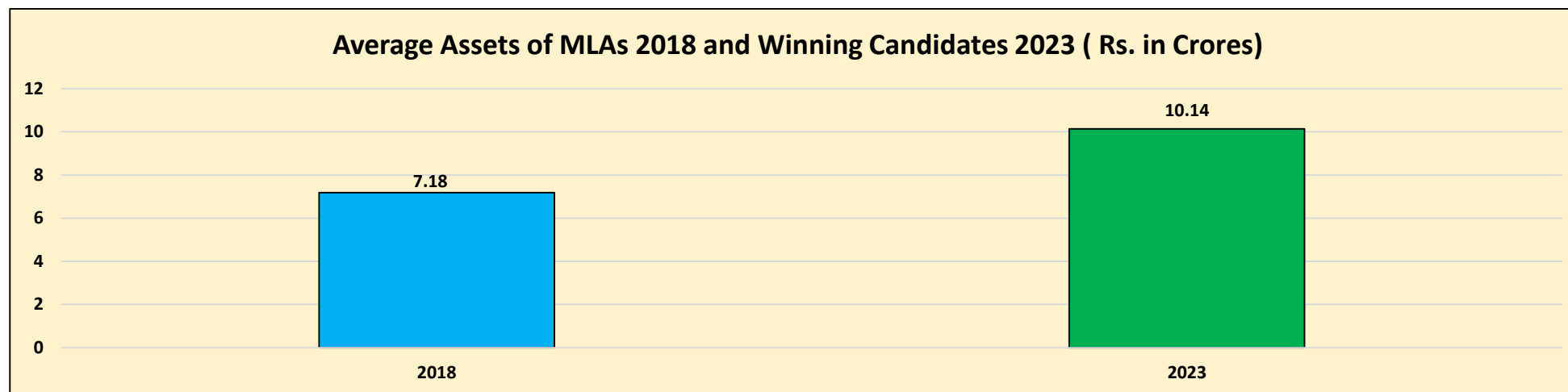


Figure: Comparison of Average Assets (Rs. in Crores) 2018 vs 2023

- **Party wise average assets:** The average assets per winning candidate for **26 NPP** winning candidates is **Rs 6.83 Crores**, **11 UDP** winning candidates is **Rs 19.96 Crores**, **5 AITC** winning candidates is **Rs 12.72 Crores**, **5 INC** winning candidates is **Rs 3.03 Crores**, **2 BJP** winning candidates is **Rs 14.91 Crores** and **2 Hill State People's Democratic Party** winning candidates have average assets worth **Rs 32.21 Crores**.

Data in this Kit is presented in good faith, with an intention to inform voters. winning candidates affidavits obtained from the ECI website (<https://affidavit.eci.gov.in/>) with nomination papers is the source of this analysis. Website: www.adrindia.org, www.myneta.info.

- **High asset winning candidates:** The top three winning candidates with high assets are given below:

S.No.	Name	District	Constituency	Party Name	Movable Assets (Rs)	Immovable Assets (Rs)	Total Assets (Rs)	PAN Given
1	Metbah Lyngdoh	West Khasi Hills	Mairang (ST)	UDP	87,49,27,463	58,82,24,375	1,46,31,51,838 146 Crore+	Y
2	Methodius Dkhar	West Khasi Hills	Mawshynrut (ST)	Hill State People's Democratic Party	22,82,83,287	32,27,17,200	55,10,00,487 55 Crore+	Y
3	Sniawbhalang Dhar	West Jaintia Hills	Nartiang (ST)	NPP	20,57,30,343	24,78,50,000	45,35,80,343 45 Crore+	Y

Table: Top three winning candidates with highest declared assets

- **Low asset winning candidates:** The details of three winning candidates with the lowest assets are given below:

S.No.	Name	District	Constituency	Party Name	Movable Assets (Rs)	Immovable Assets (Rs)	Total Assets (Rs)	PAN Given
1	Rupa M. Marak	West Garo Hills	Dadenggre (ST)	AITC	5,19,949	0	5,19,949 5 Lacs+	N
2	Adelbert Nongrum	East Khasi Hills	North Shillong (ST)	Voice of the People Party	13,61,442	0	13,61,442 13 Lacs+	Y
3	Nujorki Sungoh	West Jaintia Hills	Mowkaiaw (ST)	UDP	18,73,220	0	18,73,220 18 Lacs+	Y

Table: Three winning candidates with lowest declared assets

- **Winning candidates with high liabilities:** 8 winning candidates have declared liabilities of Rs 1 crores and above, and the details of the top 3 winning candidates are as follows:

S.No.	Name	District	Constituency	Party Name	Total Assets(Rs)	Liabilities (Rs)	Disputed liabilities (Rs)	PAN Given
1	Metbah Lyngdoh	West Khasi Hills	Mairang (ST)	UDP	1,46,31,51,838 146 Crore+	44,54,23,816 44 Crore+	0	Y
2	Renikton Lyngdoh Tongkhar	South West Khasi Hills	Mawkyrwat (ST)	UDP	29,54,75,912 29 Crore+	7,28,20,406 7 Crore+	0	Y
3	Sosthenes Sohtun	Ri Bhoi	Jirang (ST)	NPP	19,69,24,486 19 Crore+	4,78,90,545 4 Crore+	0	Y

Table: Top three winning candidates with high liabilities

- **Winning candidates with high income as declared in ITR*:** The table below shows 3 winning candidates who have declared highest income in their Income Tax Returns.

S.No.	Name	Party Name	Constituency	District	Total Asset (Rs)	Self-Source of Income	Spouse's Source of Income	The financial year for which the last income tax return has been filed by winning candidate	Total income shown by winning candidate in ITR (Self+Spouse+Dependent) (Rs)	Self-income shown by winning candidate in ITR (Rs)
1	Sniawbhalang Dhar	NPP	Nartiang (ST)	West Jaintia Hills	45,35,80,343 45 Crore+	Salary and Rental Income	Business	2022-2023	30,39,76,984 30 Crore+	0
2	Renikton Lyngdoh Tongkhar	UDP	Mawkyrwat (ST)	South West Khasi Hills	29,54,75,912 29 Crore+	Salary and Interests	NA	2022-2023	4,64,89,741 4 Crore+	4,64,89,741 4 Crore+
3	Methodius Dkhar	Hill State People's Democratic Party	Mawshynrut (ST)	West Khasi Hills	55,10,00,487 55 Crore+	Business	Nil	2022-2023	2,43,95,433 2 Crore+	2,43,95,433 2 Crore+

Table: Top 3 winning candidates with high income as declared in income tax returns

**Total income includes income of self, spouse and dependents*

OTHER BACKGROUND DETAILS

- **Education Details of winning candidates:** 17 (29%) winning candidates have declared their educational qualification to be between 8th pass and 12th pass, while 39 (66%) winning candidates have declared having an educational qualification of **graduate and above**. 3 winning candidates are **Diploma holder**.
- **Age details of winning candidates:** 37 (63%) winning candidates have declared their age to be between 25 and 50 years while 22 (37%) winning candidates have declared their age to be between 51 and 80.
- **Gender details of winning candidates:** Out of 59 winning candidates analysed, 3(5%) winning candidates are women. In 2018, out of 59 MLAs, 3 (5%) MLAs were women.

COMPARATIVE ANALYSIS OF ASSETS OF RE-ELECTED MLAS

- **Number of re-elected MLAs:** Number of re-elected MLAs analysed in the Meghalaya assembly elections of **2023** is **34**.
- **Average assets of re-elected MLAs in 2018:** The average assets of re-elected MLAs in **2018** was **Rs 7.62 crore**.
- **Average assets of re-elected MLAs in 2023:** The average assets of re-elected MLAs in **2023** is **Rs 13.39 crores**.
- **Average growth in assets of re-elected MLAs from 2018 to 2023:** The growth in average assets of re-elected MLAs is **Rs 5.77 crores i.e. by 76%**.

Comparative analysis of party wise average assets of re-elected MLAs in 2018 and 2023

S.No.	Party in Meghalaya 2023	Total Number of winning candidates	Average Assets in Meghalaya 2023 (Rs.)	Average Assets in Meghalaya 2018 (Rs.)	Average Assets Increase (Rs.)	Average % Increase in Assets
1.	NPP	17	8,93,58,793 8 Crore+	4,33,01,956 4 Crore+	4,60,56,837 4 Crore+	106.36%
2.	UDP	8	26,64,52,446 26 Crore+	17,06,13,473 17 Crore+	9,58,38,973 9 Crore+	56.17%
3.	AITC	3	17,22,26,935 17 Crore+	8,62,68,103 8 Crore+	8,59,58,832 8 Crore+	99.64%
4.	PDF	2	2,98,55,122 2 Crore+	1,90,65,579 1 Crore+	1,07,89,543 1 Crore+	56.59%
5.	BJP	2	14,91,18,366 14 Crore+	8,35,51,555 8 Crore+	6,55,66,811 6 Crore+	78.47%
6.	INC	1	2,80,54,662 2 Crore+	2,67,16,310 2 Crore+	13,38,352 13 Lacs+	5.01%
7.	Voice of the People Party	1	13,61,442 13 Lacs+	3,99,156 3 Lacs+	9,62,286 9 Lacs+	241.08%
GRAND TOTAL		34	13,39,63,615.70 13 Crore+	7,62,41,031.47 7 Crore+	5,77,22,584.23 5 Crore+	76%

Table: comparative analysis of party wise average assets of re-elected MLAs in 2018 and 2023

ANALYSIS BASED ON DECLARED CRIMINAL CASES

Party wise winning candidates with criminal cases

Party Name	Total number of winning candidates analyzed	Winning candidates with declared Criminal Cases	% of Winning candidates with declared criminal cases	Winning candidates with declared serious criminal cases	% of Winning candidates with declared serious criminal cases
NPP	26	3	12 %	2	8%
Others	33	0	0%	0	0%
Total	59	3	5%	2	3%

Table: Party wise winning candidates with criminal cases

ANALYSIS BASED ON ASSETS

Party wise crorepati Winning candidates

Party Name	Number of Winning Candidates Analyzed	No of Crorepatis	Percentage of Crorepati Winning Candidates
NPP	26	20	77%
UDP	11	9	82%
AITC	5	4	80%
INC	5	3	60%
VOICE OF THE PEOPLE PARTY	4	2	50%
HILL STATE PEOPLE'S DEMOCRATIC PARTY	2	2	100%
BJP	2	2	100%
PDF	2	2	100%
Independent	2	1	50%
Total	59	45	76%

Table: Party wise analysis of crorepati winning candidates

Average assets of Winning Candidates: party wise analysis

Party Name	Number of Winning Candidates Analyzed	Average Assets (Rs)
NPP	26	Rs 6,83,81,785 ~ 6 Crore+
UDP	11	Rs 19,96,01,895 ~ 19 Crore+
AITC	5	Rs 12,72,82,900 ~ 12 Crore+
INC	5	Rs 3,03,84,292 ~ 3 Crore+
Voice of the People Party	4	Rs 78,42,166 ~ 78 Lacs+
Hill State People's Democratic Party	2	Rs 32,21,41,325 ~ 32 Crore+
BJP	2	Rs 14,91,18,366 ~ 14 Crore+
PDF	2	Rs 2,98,55,122 ~ 2 Crore+
Average Assets of All Parties Winning Candidates	57	Rs 10,16,75,114 10 Crore+
Average Assets of Independent Winning Candidates	2	Rs 9,50,18,161 ~ 9 Crore+
Average Assets of All Parties Candidates and Independent Winning Candidates	59	Rs 10,14,49,455 10 Crore+

Table: Party wise average assets for winning candidates

Top 10 Winning Candidates with highest assets

S.No.	Name	District	Constituency	Party Name	Movable Assets (Rs)	Immovable Assets (Rs)	Total Assets (Rs)	PAN Given
1	Metbah Lyngdoh	West Khasi Hills	Mairang (ST)	UDP	87,49,27,463	58,82,24,375	1,46,31,51,838 146 Crore+	Y
2	Methodius Dkhar	West Khasi Hills	Mawshynrut (ST)	Hill State People's Democratic Party	22,82,83,287	32,27,17,200	55,10,00,487 55 Crore+	Y
3	Sniawbhalang Dhar	West Jaintia Hills	Nartiang (ST)	NPP	20,57,30,343	24,78,50,000	45,35,80,343 45 Crore+	Y
4	Renikton Lyngdoh Tongkhar	South West Khasi Hills	Mawkyrwat (ST)	UDP	10,60,95,912	18,93,80,000	29,54,75,912 29 Crore+	Y
5	Dr. Mukul Sangma	East Garo Hills	Songsak (ST)	AITC	5,74,49,106	22,46,50,000	28,20,99,106 28 Crore+	Y
6	Coming One Ymbon	West Jaintia Hills	Raliang (ST)	NPP	4,46,93,686	19,39,00,000	23,85,93,686 23 Crore+	Y
7	Sosthenes Sohtun	Ri Bhoi	Jirang (ST)	NPP	4,34,24,486	15,35,00,000	19,69,24,486 19 Crore+	Y
8	Lahkmen Rymbui	West Jaintia Hills	Amlarem (ST)	UDP	4,54,40,765	14,65,00,000	19,19,40,765 19 Crore+	Y
9	Kartush R. Marak	South Garo Hills	Baghmara (ST)	IND	2,44,36,322	16,35,55,000	18,79,91,322 18 Crore+	Y
10	Alexander Laloo Hek	East Khasi Hills	Pynthorumkhrah	BJP	7,14,86,226	9,82,00,000	16,96,86,226 16 Crore+	Y

Table: Top 10 winning candidates with high assets

10 Winning candidates with lowest assets

S.No.	Name	District	Constituency	Party Name	Movable Assets (Rs)	Immovable Assets (Rs)	Total Assets (Rs)	PAN Given
1	Rupa M. Marak	West Garo Hills	Dadenggre (ST)	AITC	5,19,949	0	5,19,949 5 Lacs+	N
2	Adelbert Nongrum	East Khasi Hills	North Shillong (ST)	Voice of the People Party	13,61,442	0	13,61,442 13 Lacs+	Y
3	Nujorki Sungoh	West Jaintia Hills	Mowkaiaw (ST)	UDP	18,73,220	0	18,73,220 18 Lacs+	Y
4	Remington Gabil Momin	West Khasi Hills	Rambrai Jyrngam (ST)	IND	17,45,000	3,00,000	20,45,000 20 Lacs+	Y
5	Arbinstone B Marak	West Garo Hills	Selsella (ST)	NPP	5,03,598	30,00,000	35,03,598 35 Lacs+	Y
6	Brightstarwell Marbaniang	East Khasi Hills	Mawlai (ST)	Voice of the People Party	12,85,662	29,00,000*	41,85,662 41 Lacs+	Y
7	Ronnie V. Lyngdoh	East Khasi Hills	Myllem (ST)	INC	22,21,449	30,00,000	52,21,449 52 Lacs+	Y
8	Ollan Singh Suin	East Khasi Hills	Mawsynram (ST)	UDP	45,37,427	16,00,000	61,37,427 61 Lacs+	Y
9	Pongseng Marak	North Garo Hills	Bajengdoba (ST)	NPP	26,27,400	45,00,000	71,27,400 71 Lacs+	Y
10	Sengchim N. Sangma	South Garo Hills	Chokpot (ST)	NPP	61,80,873	25,00,000	86,80,873 86 Lacs+	Y

Table: 10 Winning candidates with low assets

Top 10 winning candidates with high liabilities

S.No.	Name	District	Constituency	Party Name	Total Assets(Rs)	Liabilities (Rs)	Disputed liabilities (Rs)	PAN Given
1	Metbah Lyngdoh	West Khasi Hills	Mairang (ST)	UDP	1,46,31,51,838 146 Crore+	44,54,23,816 44 Crore+	0	Y
2	Renikton Lyngdoh Tongkhar	South West Khasi Hills	Mawkyrwat (ST)	UDP	29,54,75,912 29 Crore+	7,28,20,406 7 Crore+	0	Y
3	Sosthenes Sohtun	Ri Bhoi	Jirang (ST)	NPP	19,69,24,486 19 Crore+	4,78,90,545 4 Crore+	0	Y
4	Kartush R. Marak	South Garo Hills	Baghmara (ST)	IND	18,79,91,322 18 Crore+	# 4,39,89,164 4 Crore+	5,19,23,630 5 Crore+	Y
5	Sniawbhalang Dhar	West Jaintia Hills	Nartiang (ST)	NPP	45,35,80,343 45 Crore+	3,42,44,582 3 Crore+	0	Y
6	Methodius Dkhar	West Khasi Hills	Mawshynrut (ST)	Hill State People's Democratic Party	55,10,00,487 55 Crore+	2,32,18,103 2 Crore+	0	Y
7	Miani D. Shira	South West Garo Hills	Ampati (ST)	AITC	8,88,97,004 8 Crore+	1,96,16,408 1 Crore+	0	Y
8	Dr. Mukul Sangma	East Garo Hills	Songsak (ST)	AITC	28,20,99,106 28 Crore+	1,09,78,934 1 Crore+	0	Y
9	Dr. Mizanur Rahman Kazi	West Garo Hills	Rajabala	AITC	11,92,13,749 11 Crore+	69,68,172 69 Lacs+	0	Y
10	Charles Pyngrope	East Khasi Hills	Nongthymmai (ST)	AITC	14,56,84,694 14 Crore+	57,16,216 57 Lacs+	0	Y

Table: Top 10 winning candidates with highest declared liabilities

Top 10 winning candidates with high income as declared in Income Tax Returns (ITR)

S.No.	Name	Party Name	Constituency	District	Total Asset (Rs)	Self-Source of Income	Spouse's Source of Income	The financial year for which the last income tax return has been filed by winning candidate	Total income shown by winning candidate in ITR (Self+Spouse+Dependent) (Rs)	Self-income shown by winning candidate in ITR (Rs)
1	Sniawbhalang Dhar	NPP	Nartiang (ST)	West Jaintia Hills	45,35,80,343 45 Crore+	Salary and Rental Income	Business	2022-2023	30,39,76,984 30 Crore+	0
2	Renikton Lyngdoh Tongkhar	UDP	Mawkyrwat (ST)	South West Khasi Hills	29,54,75,912 29 Crore+	Salary and Interests	NA	2022-2023	4,64,89,741 4 Crore+	4,64,89,741 4 Crore+
3	Methodius Dkhar	Hill State People's Democratic Party	Mawshynrut (ST)	West Khasi Hills	55,10,00,487 55 Crore+	Business	Nil	2022-2023	2,43,95,433 2 Crore+	2,43,95,433 2 Crore+
4	Lahkmen Rymbui	UDP	Amlarem (ST)	West Jaintia Hills	19,19,40,765 19 Crore+	Business	Business	2021-2022	2,24,24,059 2 Crore+	0
5	Conrad Kongkal Sangma	NPP	South Tura (ST)	West Garo Hills	14,06,83,315 14 Crore+	Remuneration of MLA and Pension of MP	Doctor (Private Practice), Business, Detector of SS Net Com Pvt. Ltd., Shillong	2021-2022	1,18,35,105 1 Crore+	29,57,504 29 Lacs+
6	Miani D. Shira	AITC	Ampati (ST)	South West Garo Hills	8,88,97,004 8 Crore+	MLA Salary	Self Employed	2022-2023	1,09,35,944 1 Crore+	40,37,496 40 Lacs+
7	Kartush R. Marak	IND	Baghmara (ST)	South Garo Hills	18,79,91,322 18 Crore+	Government Registered Contractor under Government of Meghalaya in Various departments such as PWD (Roads) & (Building), PMGSY, Education Department, Water Resources, etc. One Brick Kiln situated at Jatrakona	Dependent on income of Husband	2022-2023	1,06,38,892 1 Crore+	1,06,38,892 1 Crore+
8	Dr. Mukul Sangma	AITC	Songsak (ST)	East Garo Hills	28,20,99,106 28 Crore+	MLA Salary	MLA Salary	2022-2023	76,15,462 76 Lacs+	0
9	Abu Taher Mondal	NPP	Phulbari	West Garo Hills	2,59,16,852 2 Crore+	MLA Pension	House Wife	2021-2022	16,12,666 16 Lacs+	12,32,281 12 Lacs+
10	Dr. Mizanur Rahman Kazi	AITC	Rajabala	West Garo Hills	11,92,13,749 11 Crore+	Self Emoloyed	Business	2021-2022	9,85,420 9 Lacs+	7,30,160 7 Lacs+

Table: Top 10 winning candidates who have declared high income in ITR

Data in this Kit is presented in good faith, with an intention to inform voters. winning candidates affidavits obtained from the ECI website (<https://affidavit.eci.gov.in/>) with nomination papers is the source of this analysis. Website:-www.adrindia.org, www.myneta.info.

ANALYSIS BASED ON OTHER BACKGROUND DETAILS OF WINNING CANDIDATES

Overall Education Report

Education Group	Number of winning candidates analyzed
8th Pass	2
10th Pass	6
12th Pass	9
Graduate	19
Graduate Professional	6
Post Graduate	13
Doctorate	1
Diploma	3
Total	59


Table: Analysis of winning candidates on the basis of education

Analysis based on Age groups

Age Group (In Years)	Number of winning candidates analyzed
25-30	2
31-40	15
41-50	20
51-60	18
61-70	3
71-80	1
Total	59

Table: Analysis of winning candidates on the basis of age groups

Overall Gender Report



Men	56
Women	3
Total	59

Table: Overall gender report

Assets Details of Winning Candidates

S.No.	Name	District	Constituency	Party Name	Age of winner	Movable Assets (Rs)	Immovable Assets (Rs)	Total Assets (Rs)	PAN Given
1	Metbah Lyngdoh	West Khasi Hills	Mairang (ST)	UDP	53	87,49,27,463	58,82,24,375	1,46,31,51,838 146 Crore+	Y
2	Methodius Dkhar	West Khasi Hills	Mawshynrut (ST)	Hill State People's Democratic Party	47	22,82,83,287	32,27,17,200	55,10,00,487 55 Crore+	Y
3	Sniawbhalang Dhar	West Jaintia Hills	Nartiang (ST)	NPP	41	20,57,30,343	24,78,50,000	45,35,80,343 45 Crore+	Y
4	Renikton Lyngdoh Tongkhar	South West Khasi Hills	Mawkyrwat (ST)	UDP	51	10,60,95,912	18,93,80,000	29,54,75,912 29 Crore+	Y
5	Dr. Mukul Sangma	East Garo Hills	Songsak (ST)	AITC	57	5,74,49,106	22,46,50,000	28,20,99,106 28 Crore+	Y
6	Coming One Ymbon	West Jaintia Hills	Raliang (ST)	NPP	51	4,46,93,686	19,39,00,000	23,85,93,686 23 Crore+	Y
7	Sosthenes Sohtun	Ri Bhoi	Jirang (ST)	NPP	48	4,34,24,486	15,35,00,000	19,69,24,486 19 Crore+	Y
8	Lahkmen Rymbui	West Jaintia Hills	Amlarem (ST)	UDP	54	4,54,40,765	14,65,00,000	19,19,40,765 19 Crore+	Y
9	Kartush R. Marak	South Garo Hills	Baghmara (ST)	IND	46	2,44,36,322	16,35,55,000	18,79,91,322 18 Crore+	Y
10	Alexander Laloo Hek	East Khasi Hills	Pynthorumkhrah	BJP	56	7,14,86,226	9,82,00,000	16,96,86,226 16 Crore+	Y
11	Brening A. Sangma	West Garo Hills	Dalu (ST)	NPP	60	2,37,44,822	13,63,99,285	16,01,44,107 16 Crore+	Y
12	Charles Pyngrope	East Khasi Hills	Nongthymmai (ST)	AITC	62	12,56,84,694	2,00,00,000	14,56,84,694 14 Crore+	Y
13	Conrad Kongkal Sangma	West Garo Hills	South Tura (ST)	NPP	44	4,47,58,815	9,59,24,500	14,06,83,315 14 Crore+	Y
14	Sanbor Shullai	East Khasi Hills	South Shillong	BJP	56	7,95,50,506	4,90,00,000	12,85,50,506 12 Crore+	Y
15	Prestone Tynsong	East Khasi Hills	Pynursla (ST)	NPP	57	4,54,51,920	7,75,00,000	12,29,51,920 12 Crore+	Y
16	Dr. Mizanur Rahman Kazi	West Garo Hills	Rajabala	AITC	47	3,08,63,749	8,83,50,000	11,92,13,749 11 Crore+	Y

Data in this Kit is presented in good faith, with an intention to inform voters. winning candidates affidavits obtained from the ECI website (<https://affidavit.eci.gov.in/>) with nomination papers is the source of this analysis. Website:-www.adrindia.org, www.myneta.info.

S.No.	Name	District	Constituency	Party Name	Age of winner	Movable Assets (Rs)	Immovable Assets (Rs)	Total Assets (Rs)	PAN Given
17	Shakliar Warjri	West Khasi Hills	Mawthadraishan (ST)	Hill State People's Democratic Party	26	57,82,162	8,75,00,000	9,32,82,162 9 Crore+	Y
18	Sanjay A. Sangma	South West Garo Hills	Mahendraganj (ST)	NPP	48	1,98,22,630	7,15,00,000	9,13,22,630 9 Crore+	Y
19	Miani D. Shira	South West Garo Hills	Ampati (ST)	AITC	32	3,40,97,004	5,48,00,000	8,88,97,004 8 Crore+	Y
20	Pius Marwein	South West Khasi Hills	Ranikor (ST)	UDP	31	6,15,43,114	2,07,00,000	8,22,43,114 8 Crore+	Y
21	Dr. Celestine Lyngdoh	Ri Bhoi	Umsning (ST)	INC	51	53,18,000*	7,60,00,000	8,13,18,000 8 Crore+	Y
22	Damanbait Lamare	Ri Bhoi	Umroi (ST)	NPP	26	4,71,30,698	53,60,000	5,24,90,698 5 Crore+	Y
23	Balajied Kupa Synrem	East Khasi Hills	Shella (ST)	UDP	34	1,38,39,410	3,50,00,000	4,88,39,410 4 Crore+	Y
24	Gavin Miguel Myllem	East Khasi Hills	Sohra (ST)	PDF	31	1,87,06,036	2,86,02,917	4,73,08,953 4 Crore+	Y
25	Thomas A. Sangma	West Garo Hills	North Tura (ST)	NPP	61	1,15,42,152	2,68,00,000	3,83,42,152 3 Crore+	Y
26	Marcuise N Marak	East Garo Hills	William Nagar (ST)	NPP	54	73,99,332	2,98,75,000	3,72,74,332 3 Crore+	Y
27	Santa Mary Shylla	East Jaintia Hills	Sutnga Saipung (ST)	NPP	39	1,54,98,011	1,77,00,000	3,31,98,011 3 Crore+	Y
28	Matthew Beyondstar Kurbah	East Khasi Hills	Mawphlang (ST)	UDP	58	1,00,36,265	1,97,00,000	2,97,36,265 2 Crore+	Y
29	Mayralborn Syiem	Ri Bhoi	Nongpoh (ST)	UDP	42	1,18,40,947	1,67,00,000	2,85,40,947 2 Crore+	Y
30	Charles Marngar	Ri Bhoi	Mawhati (ST)	INC	38	7,86,348	2,76,36,000*	2,84,22,348 2 Crore+	Y
31	Paul Lyngdoh	East Khasi Hills	West Shillong	UDP	50	1,11,27,590	1,70,00,000	2,81,27,590 2 Crore+	Y
32	Saleng A. Sangma	West Garo Hills	Gambegre (ST)	INC	44	1,55,54,662	1,25,00,000	2,80,54,662 2 Crore+	Y
33	Dr. Mazel Ampareen Lyngdoh	East Khasi Hills	East Shillong (ST)	NPP	57	94,68,597	1,85,00,000	2,79,68,597 2 Crore+	Y

S.No.	Name	District	Constituency	Party Name	Age of winner	Movable Assets (Rs)	Immovable Assets (Rs)	Total Assets (Rs)	PAN Given
34	Abu Taher Mondal	West Garo Hills	Phulbari	NPP	56	22,36,852	2,36,80,000	2,59,16,852 2 Crore+	Y
35	Kyrmen Shylla	East Jaintia Hills	Khliehriat (ST)	UDP	34	1,95,54,360	0	1,95,54,360 1 Crore+	Y
36	Timothy Dalbot Shira	North Garo Hills	Resubelpara (ST)	NPP	77	35,68,119	1,43,00,000	1,78,68,119 1 Crore+	Y
37	Marthon J Sangma	North Garo Hills	Mendipathar (ST)	NPP	58	95,88,536	78,00,000	1,73,88,536 1 Crore+	Y
38	Subir Marak	West Garo Hills	Rangsakona (ST)	NPP	48	85,02,160	87,25,000	1,72,27,160 1 Crore+	Y
39	Limison D. Sangma	West Garo Hills	Raksamgre (ST)	NPP	56	53,98,243	1,17,70,000	1,71,68,243 1 Crore+	Y
40	Rakkam A. Sangma	South Garo Hills	Rongara Siju (ST)	NPP	39	1,15,94,306	55,54,000	1,71,48,306 1 Crore+	Y
41	Ardent Miller Basaiawmoit	East Khasi Hills	Nongkrem (ST)	Voice of the People Party	50	14,15,089	1,35,00,000	1,49,15,089 1 Crore+	Y
42	Jim M Sangma	East Garo Hills	Rongjeng (ST)	NPP	46	43,73,046	99,00,000	1,42,73,046 1 Crore+	Y
43	Banteidor Lyngdoh	East Khasi Hills	Mawkynew (ST)	PDF	45	1,09,01,290	15,00,000	1,24,01,290 1 Crore+	Y
44	Wailadmiki Shylla	West Jaintia Hills	Jowai (ST)	NPP	31	80,84,843	30,00,000	1,10,84,843 1 Crore+	Y
45	Heaving Stone Kharpran	East Khasi Hills	Mawryngkneng (ST)	Voice of the People Party	60	39,06,472	70,00,000	1,09,06,472 1 Crore+	Y
46	Ian Botham K. Sangma	South West Garo Hills	Salmanpara (ST)	NPP	36	8,18,851	85,00,000	93,18,851 93 Lacs+	Y
47	Gabriel Wahlang	West Khasi Hills	Nongstoin (ST)	INC	45	22,05,000	67,00,000	89,05,000 89 Lacs+	Y
48	Rupert Momin	North Garo Hills	Kharkutta (ST)	NPP	48	19,02,931	70,00,000	89,02,931 89 Lacs+	Y
49	Jimmy D. Sangma	West Garo Hills	Tikrikilla (ST)	NPP	49	63,83,366	24,60,000	88,43,366 88 Lacs+	Y
50	Sengchim N. Sangma	South Garo Hills	Chokpot (ST)	NPP	38	61,80,873	25,00,000	86,80,873 86 Lacs+	Y

S.No.	Name	District	Constituency	Party Name	Age of winner	Movable Assets (Rs)	Immovable Assets (Rs)	Total Assets (Rs)	PAN Given
51	Pongseng Marak	North Garo Hills	Bajengdoba (ST)	NPP	38	26,27,400	45,00,000	71,27,400 71 Lacs+	Y
52	Ollan Singh Suin	East Khasi Hills	Mawsynram (ST)	UDP	55	45,37,427	16,00,000	61,37,427 61 Lacs+	Y
53	Ronnie V. Lyngdoh	East Khasi Hills	Myllem (ST)	INC	63	22,21,449	30,00,000	52,21,449 52 Lacs+	Y
54	Brightstarwell Marbaniang	East Khasi Hills	Mawlai (ST)	Voice of the People Party	43	12,85,662	29,00,000*	41,85,662 41 Lacs+	Y
55	Arbinstone B Marak	West Garo Hills	Selsella (ST)	NPP	39	5,03,598	30,00,000	35,03,598 35 Lacs+	Y
56	Remington Gabil Momin	West Khasi Hills	Rambrai Jyrngam (ST)	IND	50	17,45,000	3,00,000	20,45,000 20 Lacs+	Y
57	Nujorki Sungoh	West Jaintia Hills	Mowkaiaw (ST)	UDP	34	18,73,220	0	18,73,220 18 Lacs+	Y
58	Adelbert Nongrum	East Khasi Hills	North Shillong (ST)	Voice of the People Party	46	13,61,442	0	13,61,442 13 Lacs+	Y
59	Rupa M. Marak	West Garo Hills	Dadenggre (ST)	AITC	36	5,19,949	0	5,19,949 5 Lacs+	N

Table: Asset details of winning candidates

* on assets value indicates that the winning candidate has not provided the total in their affidavits, it has been calculated on the basis of details provided by them in the same

ASSETS COMPARISON FOR RE-ELECTED MLAs (SORT BY ASSET INCREASE/DECREASE IN RUPEES)

S.No.	Name	Source of Income (Self)	Source of Income (Spouse)	Party in Meghalaya 2023	Party in Meghalaya 2018	Constituency In Meghalaya 2023	Constituency In Meghalaya 2018	Assets in Meghalaya 2023	Assets in Meghalaya 2018	Assets Increase/Decrease (Rs.)	% Increase/Decrease in Assets	Total Annual Income as per last return (Rs.)
1.	Metbah Lyngdoh	Salary from Government and Business Income	Business Income	UDP	United Democratic Party	Mairang (ST)	Mairang	1,46,31,51,838 146 Crore+	87,26,55,788 87 Crore+	59,04,96,050 59 Crore+	68%	0
2.	Sniawbhalang Dhar	Salary and Rental Income	Business	NPP	NPP	Nartiang (ST)	Nartiang	45,35,80,343 45 Crore+	6,41,96,030 6 Crore+	38,93,84,313 38 Crore+	607%	30,39,76,984 30 Crore+
3.	Dr. Mukul Sangma	MLA Salary	MLA Salary	AITC	INC	Songsak (ST)	Ampati	28,20,99,106 28 Crore+	13,59,20,751 13 Crore+	14,61,78,355 14 Crore+	108%	76,15,462 76 Lacs+
4.	Sosthenes Sohtun	Salary	Nil	NPP	NPP	Jirang (ST)	Jirang	19,69,24,486 19 Crore+	5,09,16,337 5 Crore+	14,60,08,149 14 Crore+	287%	0
5.	Alexander Laloo Hek	Salary and Business	Pension	BJP	BJP	Pynthorumkhrah	Pynthorumkhrah	16,96,86,226 16 Crore+	8,00,62,627 8 Crore+	8,96,23,599 8 Crore+	112%	0
6.	Conrad Kongkal Sangma	Remuneration of MLA and Pension of MP	Doctor (Private Practice), Business, Detector of SS Net Com Pvt. Ltd., Shillong	NPP	NPP	South Tura (ST)	South Tura (St) : Bye Election On 23-08-2018	14,06,83,315 14 Crore+	5,33,81,378 5 Crore+	8,73,01,937 8 Crore+	164%	1,18,35,105 1 Crore+
7.	Lahkmen Rymbui	Business	Business	UDP	United Democratic Party	Amlarem (ST)	Amlarem	19,19,40,765 19 Crore+	11,21,12,673 11 Crore+	7,98,28,092 7 Crore+	71%	2,24,24,059 2 Crore+
8.	Prestone Tynsong	Salary	Salary and Interest from Bank	NPP	NPP	Pynursla (ST)	Pynursla	12,29,51,920 12 Crore+	4,52,47,667 4 Crore+	7,77,04,253 7 Crore+	172%	0
9.	Charles Pyngrope	Salary	Bank Interests	AITC	INC	Nongthymmai (ST)	Nongthymmai	14,56,84,694 14 Crore+	8,37,80,270 8 Crore+	6,19,04,424 6 Crore+	74%	0

S.No.	Name	Source of Income (Self)	Source of Income (Spouse)	Party in Meghalaya 2023	Party in Meghalaya 2018	Constituency In Meghalaya 2023	Constituency In Meghalaya 2018	Assets in Meghalaya 2023	Assets in Meghalaya 2018	Assets Increase/Decrease (Rs.)	% Increase/Decrease in Assets	Total Annual Income as per last return (Rs.)
10.	Miani D. Shira	MLA Salary	Self Employed	AITC	INC	Ampati (ST)	Ampati : Bye Election On 28-05-2018	8,88,97,004 8 Crore+	3,91,03,288 3 Crore+	4,97,93,716 4 Crore+	127%	1,09,35,944 1 Crore+
11.	Sanbor Shullai	Pension as a Ex-MLA of Meghalaya Legislative Assembly	Salaried Govt. Servant	BJP	BJP	South Shillong	South Shillong	12,85,50,506 12 Crore+	8,70,40,483 8 Crore+	4,15,10,023 4 Crore+	48%	0
12.	Balajied Kupaar Synrem	Salary, Interest on saving, investment	Business, Interest from saving and investment	UDP	United Democratic Party	Shella (ST)	Shella : Bye Election On 21-10-2019	4,88,39,410 4 Crore+	1,28,23,935 1 Crore+	3,60,15,475 3 Crore+	281%	0
13.	Pius Marwein	Business	NA	UDP	United Democratic Party	Ranikor (ST)	Ranikor (St) : Bye Election On 23-08-2018	8,22,43,114 8 Crore+	5,04,12,475 5 Crore+	3,18,30,639 3 Crore+	63%	0
14.	Marcuise N Marak	MLA Pension, Business	Govt. salary	NPP	NPP	William Nagar (ST)	William Nagar	3,72,74,332 3 Crore+	69,49,102 69 Lacs+	3,03,25,230 3 Crore+	436%	0
15.	Thomas A. Sangma	Salary as MLA	Pension as Retired Jt. Director, Dept. of Education, East Garo Hills, Meghalaya	NPP	NPP	North Tura (ST)	North Tura	3,83,42,152 3 Crore+	1,59,66,889 1 Crore+	2,23,75,263 2 Crore+	140%	0
16.	Rakkam A. Sangma	MLA Salary	Salary from Headmistress at Balkal Watregre Govt. L.P. School	NPP	NPP	Rongara Siju (ST)	Rongara Siju	1,71,48,306 1 Crore+	10,71,859 10 Lacs+	1,60,76,447 1 Crore+	1500%	0
17.	Mayralborn Syiem	Salay	Salary	UDP	INC	Nongpoh (ST)	Nongpoh	2,85,40,947 2 Crore+	1,29,45,326 1 Crore+	1,55,95,621 1 Crore+	120%	0

S.No.	Name	Source of Income (Self)	Source of Income (Spouse)	Party in Meghalaya 2023	Party in Meghalaya 2018	Constituency In Meghalaya 2023	Constituency In Meghalaya 2018	Assets in Meghalaya 2023	Assets in Meghalaya 2018	Assets Increase/Decrease (Rs.)	% Increase/Decrease in Assets	Total Annual Income as per last return (Rs.)
18.	Kyrmien Shylla	Salary	NA	UDP	United Democratic Party	Khliehriat (ST)	Khliehriat	1,95,54,360 1 Crore+	46,77,558 46 Lacs+	1,48,76,802 1 Crore+	318%	0
19.	Gavin Miguel Myllem	Salary & Business	Not Applicable	PDF	Peoples Democratic Front	Sohra (ST)	Sohra	4,73,08,953 4 Crore+	3,46,07,781 3 Crore+	1,27,01,172 1 Crore+	37%	0
20.	Jim M Sangma	MLA Salary	Govt. Salary	NPP	NPP	Rongjeng (ST)	Rongjeng	1,42,73,046 1 Crore+	18,01,713 18 Lacs+	1,24,71,333 1 Crore+	692%	0
21.	Banteidor Lyngdoh	Salary	House Wife	PDF	Peoples Democratic Front	Mawkynrew (ST)	Mawkynrew	1,24,01,290 1 Crore+	35,23,376 35 Lacs+	88,77,914 88 Lacs+	252%	2,24,230 2 Lacs+
22.	Pongseng Marak	Salary	House Wife	NPP	NPP	Bajengdoba (ST)	Bajengdoba	71,27,400 71 Lacs+	2,99,024 2 Lacs+	68,28,376 68 Lacs+	2284%	0
23.	Rupert Momin	Salary	Salary	NPP	NPP	Kharkutta (ST)	Kharkutta	89,02,931 89 Lacs+	22,58,349 22 Lacs+	66,44,582 66 Lacs+	294%	0
24.	Jimmy D. Sangma	Business	LP School Teacher	NPP	INC	Tikrikilla (ST)	Tikrikilla	88,43,366 88 Lacs+	34,00,454 34 Lacs+	54,42,912 54 Lacs+	160%	0
25.	Wailadmiki Shylla	Salary	N.A.	NPP	NPP	Jowai (ST)	Jowai	1,10,84,843 1 Crore+	61,86,255 61 Lacs+	48,98,588 48 Lacs+	79%	0
26.	Marthon J Sangma	Pension and Salary	House Wife	NPP	INC	Mendipathar (ST)	Mendipathar	1,73,88,536 1 Crore+	1,36,69,153 1 Crore+	37,19,383 37 Lacs+	27%	0
27.	Timothy Dalbot Shira	Salary	House Wife	NPP	NPP	Resubelpara (ST)	Resubelpara	1,78,68,119 1 Crore+	1,56,26,672 1 Crore+	22,41,447 22 Lacs+	14%	0
28.	Nujorki Sungoh	Salary and Bank Interest	NA	UDP	United Democratic Party	Mowkaiaw (ST)	Mowkaiaw	18,73,220 18 Lacs+	4,54,820 4 Lacs+	14,18,400 14 Lacs+	312%	0
29.	Saleng A. Sangma	Salary from MLA and also contribution from Maharis and earlier	NA	INC	NCP	Gambegre (ST)	Gambegre	2,80,54,662 2 Crore+	2,67,16,310 2 Crore+	13,38,352 13 Lacs+	5%	0

Data in this Kit is presented in good faith, with an intention to inform voters. winning candidates affidavits obtained from the ECI website (<https://affidavit.eci.gov.in/>) with nomination papers is the source of this analysis. Website: www.adrindia.org, www.myneta.info.

S.No.	Name	Source of Income (Self)	Source of Income (Spouse)	Party in Meghalaya 2023	Party in Meghalaya 2018	Constituency In Meghalaya 2023	Constituency In Meghalaya 2018	Assets in Meghalaya 2023	Assets in Meghalaya 2018	Assets Increase/Decrease (Rs.)	% Increase/Decrease in Assets	Total Annual Income as per last return (Rs.)
		there was good contribution from divorcee wife.										
30.	Adelbert Nongrum	Salaried	Salaried	Voice of the People Party	Khun Hynniewtrep National Awakening Movement	North Shillong (ST)	North Shillong	13,61,442 13 Lacs+	3,99,156 3 Lacs+	9,62,286 9 Lacs+	241%	0
31.	Dr. Mazel Ampareen Lyngdoh	Pension	Salary	NPP	INC	East Shillong (ST)	East Shillong	2,79,68,597 2 Crore+	2,87,09,012 2 Crore+	-7,40,415	-3%	0
32.	Brening A. Sangma	Business	Pension	NPP	NPP	Dalu (ST)	Dalu	16,01,44,107 16 Crore+	16,25,36,744 16 Crore+	-23,92,637	-1%	0

Table: Assets comparison for re-elected MLAs (Sort by asset increase/Decrease in Rupees)

DETAILS OF WINNING CANDIDATES WITH DECLARED CRIMINAL CASES

S.No.	Winner Information	Brief Details of IPCs
1	<p>Name:Dr. Mazel Ampareen Lyngdoh District:EAST KHASI HILLS Constituency:EAST SHILLONG (ST) Party: NPP Total Cases:1 Serious IPC:4 Other IPC:2 Cases (Pending)</p> <p>1. IPC Sections - 120B, 420, 467, 468, 471, 201, Other Details - Section 13(2) of Prevention of Corruption Act, Subsequently taken over by CBI vide direction of Honble High Court of Meghalaya and CBI registered the FIR vide case no. RC0202018A0001, Dated- 03/01/2018 , Case No. - Special CBI Case No. 2 of 2020, Court - Special Judge (CBI), Shillong , FIR No. - Laitumkhrah Police Station Case No. 62(7) of 2011, Charges Framed - Yes, Date Charges Framed - 24 Aug 2022 , Appeal Filed - No</p> <hr/> <p>Cases (Convicted)-----No Cases----</p>	<p>1 charge related to Cheating and dishonestly inducing delivery of property (IPC Section-420) 1 charge related to Forgery of valuable security, will, etc. (IPC Section-467) 1 charge related to Forgery for purpose of cheating (IPC Section-468) 1 charge related to Causing disappearance of evidence of offence, or giving false information to screen offender (IPC Section-201) 1 charge related to Punishment of criminal conspiracy (IPC Section-120B) 1 charge related to Using as genuine a forged document or electronic record (IPC Section-471)</p>
2	<p>Name:Thomas A. Sangma District:WEST GARO HILLS Constituency:NORTH TURA (ST) Party: NPP Total Cases:1 Serious IPC:1 Other IPC:0 Cases (Pending)</p> <p>1. IPC Sections - 376(2)(n), 506, Other Details - , Case No. - , Court - Chief Judicial Magistrate Shillong Court , FIR No. - 154(6)2021 Sadar PS., Thana Road, Shillong, Charges Framed - No , Appeal Filed - No</p> <hr/> <p>Cases (Convicted)-----No Cases----</p>	<p>1 charge related to whoever commits rape repeatedly on the same woman, shall be punished with rigorous imprisonment for a term which shall not be less than ten years, but which may extend to imprisonment for life, which shall mean imprisonment for the remainder of that person's natural life, and shall also be liable to fine (IPC Section-376(2)(n)) 1 charge related to Punishment for criminal intimidation (IPC Section-506)</p>

S.No.	Winner Information	Brief Details of IPCs
3	Name: Sanjay A. Sangma District: SOUTH WEST GARO HILLS Constituency: MAHENDRAGANJ (ST) Party: NPP Total Cases: 1 Serious IPC: 0 Other IPC: 0 Cases (Pending) 1. IPC Sections - , Other Details - , Case No. - Complaint Case No 5/2021, Meghalaya Lokayukta, Court - , FIR No. - , Charges Framed - No , Appeal Filed - No <hr/> Cases (Convicted) -----No Cases-----	

Table: Winning candidates with declared criminal cases

Upgraded MyNeta App




**Association for Democratic Reforms and
National Election Watch present**

THE UPGRADED
MYNETA APP



DOWNLOAD TODAY!

And be a part of our **#MeraVoteMeraDesh** Campaign





Scan the QR code to download

Visit our website:
www.adrindia.org
www.myneta.info

Donate to ADR

We need your help to support our #MeraVoteMeraDesh campaign for upcoming State Assembly Elections. The campaign aims to eradicate corruption & criminalization in the political process, empower the voters through greater dissemination of information on the candidates and the parties.

You can contribute to us using the following QR Code or access the link on our website [here](#).



ADR Speaks Podcast

ADR Speaks is a podcast series on issues related to electoral & political reforms. It focuses on the findings of ADR reports analysing background details of candidates, sources of political parties' income, election expenditure, Electoral Bonds etc. In these episodes, ADR breaks down key findings of its reports for simple understanding & accessibility to the general public, enabling them to make an informed choice. ADR podcast will also host discussions with experts, research scholars, public intellectuals, former election officials etc. on issues concerning India's democratic politics. Please click on the icon to access the episodes on ADR website.



Listen to Our Podcast on



Other platforms





To Get Information About Candidates/Parties/MPs/MLAs/Corporators/PILs in courts



Journalist Helpline no: 8010394248

Subscribe to ADR on [WhatsApp](#)
for updates: 7840067840

Visit: www.myneta.info, www.adrindia.org

Email: adr@adrindia.org

To contact ADR State Partners, visit:
<https://adrindia.org/about-adr/state-coordinators>

Social Media

 /myneta.info
  /adr.new
  @adrspeaks
  /adrspeaks
  /adrspeaks
 <https://www.linkedin.com/company/association-for-democratic-reforms/>

Our Websites

www.adrindia.org

Provides detailed analytical reports of Lok Sabha, State Assemblies, local body elections & financial reports of political parties & ongoing PILs in courts

www.myneta.info

Provides full information of criminal cases, asset, liability and education details declared by candidates in the self sworn affidavits

Android Apps

Myneta: The criminal, financial, educational & other background information self declared by candidates in their affidavits during elections is now available on your mobile phones.

Election Watch Reporter: This app provides a tool to the citizens to capture violations of election related laws & the code of conduct.

Both the applications are available on Google Play Store

Office Address

Association for Democratic Reforms
T-95, CL House, Second Floor,
Near Gulmohar Commercial Complex, Gautam Nagar,
Landmark: Green Park Metro Station (GN exit),
New Delhi-110 049,
Tel.: 011- 41654200, Fax: 011 - 46094248

Contact Details

Meghalaya Election Watch

Ms. Mayfereen Ryntathiang
State Co-ordinator
+91-8575017983
mayfereenlyngdoh@gmail.com

Association for Democratic Reforms/National Election Watch

<p>Media and Journalist Helpline</p> <p>+91 80103 94248 Email: adr@adrindia.org</p>	<p>Maj.Gen. Anil Verma (Retd) Head Association for Democratic Reforms, National Election Watch 011 4165 4200, +91 88264 79910 adr@adrindia.org, anilverma@adrindia.org</p>	<p>Prof Jagdeep Chhokar IIM Ahmedabad (Retd.) Founder Member, Association for Democratic Reforms, National Election Watch jchhokar@gmail.com</p>	<p>Prof Trilochan Sastry IIM Bangalore Founder Member, Association for Democratic Reforms, National Election Watch +91 94483 53285 tsastry@gmail.com</p>
--	--	---	--

DISCLAIMER

All information in this report has been taken by ADR from the website of the Election Commission of India (<https://affidavit.eci.gov.in/>) and all the information is available in public domain. ADR does not add or subtract any information, unless the EC changes the data. In particular, no unverified information from any other source is used. While all efforts have been made by ADR to ensure that the information is in keeping with what is available in the ECI website, in case of discrepancy between information provided by ADR through this report, anyone and that given in the ECI website, the information available on the ECI website should be treated as correct and Association for Democratic Reforms, Meghalaya Election Watch and their volunteers are not responsible or liable for any direct, indirect special, or consequential damages, claims, demands, losses of any kind whatsoever, made, claimed, incurred or suffered by any party arising under or relating to the usage of data provided by ADR through this report.

It is to be noted that ADR undertakes great care and adopts utmost due diligence in analysing and dissemination of the background information of the candidates furnished by them at the time of elections from the duly self-sworn affidavits submitted with the Election Commission of India. Such information is only aimed at highlighting the growing criminality in politics, increased misuse of money in elections so as to facilitate a system of transparency, accountability and good governance and to enable voters to form an informed choice. Therefore, it is expected that anyone using this report shall undertake due care and utmost precaution while using the data provided by ADR. ADR is not responsible for any mishandling, discrepancy, inability to understand, misinterpretation or manipulation, distortion of the data in such a way so as to benefit or target a particular political party or politician or candidate.