

28th December, 2017

Press Release

Municipal Council Presidential Elections in Maharashtra

(Phase I, II & III), December 2017

Analysis of Criminal, Financial, Educational and other background details of Winners

Association for Democratic Reforms

T-95, C.L. House, 2nd Floor,
Near Gulmohar Commercial Complex
Gautam Nagar,
New Delhi-110 049
Phone: +91-011-4165-4200
Fax: +91-11-46094248
Email: adr@adrindia.org

To report any electoral violations and malpractices during elections download the Citizens on Patrol –
COP (Android App)

<https://play.google.com/store/apps/details?id=com.cramat.cop&hl=en>

Contents

<u>Municipal Council Presidential Elections in Maharashtra (Phase I, II & III), December 2017</u>	1
<u>Analysis of Criminal, Financial, Educational & other background details of Winners</u> .	1
<u>Summary and Highlights</u>	3
<u>Criminal Background</u>	4
<u>Financial Background</u>	5
<u>Other Background Details</u>	7
<u>Presidents with declared Criminal Cases</u>	9
<u>Full Asset Details of analysed Presidents</u>	10
<u>Contact Details</u>	11
<u>Disclaimer</u>	11

Summary and Highlights

Association for Democratic Reforms (ADR) and Maharashtra Election Watch have analysed the self-sworn affidavits of all 10 newly elected Presidents who had contested in the **Pandharkavda, Kinwat, Hupari, Chikhaldhara, Nandurbar, Nawapur, Jat, Trimbak, Igatpuri & Dahanu municipal council Presidential Elections** in Maharashtra, held in 3 phases on 10th, 13th and 17th December 2017, respectively, in Maharashtra.

Final party positions in Municipal Council Presidential Elections in Maharashtra, 2017

Name Of Municipal Council	Party wise number of Presidents				Grand Total
	Bharatiya Janata Party	Indian National Congress	Shivsena	Prahar Janshakti Paksh	
Pandharkavda Municipal Council	0	0	0	1	1
Kinwat Municipal Council	1	0	0	0	1
Hupari Municipal Council	1	0	0	0	1
Chikhaldara Municipal Council	0	1	0	0	1
Nandurbar Municipal Council	0	1	0	0	1
Nawapur Municipal Council	0	1	0	0	1
Jat Municipal Council	0	1	0	0	1
Trimbak Municipal Council	1	0	0	0	1
Igatpuri Municipal Council	0	0	1	0	1
Dahanu Municipal Council	1	0	0	0	1
Total	4	4	1	1	10

Table 1: Final party positions in Municipal Council Presidential Elections in Maharashtra, 2017

Criminal Background

- **Presidents with Criminal Cases: 1 (10%)** out of **10** analyzed President has declared criminal cases against himself.
- **Presidents with Serious Criminal Cases: 1 (10%)** out of **10** analyzed President has declared serious criminal cases against himself like **forgery, criminal breach of trust, etc.**
- **Party wise Presidents with declared Criminal Cases: 1 (25%)** out of 4 Presidents from **Bhartiya Janta Party** has declared criminal cases against himself in his affidavit.
- **Party wise Presidents with declared Serious Criminal Cases: 1 (25%)** out of 4 Presidents from **Bhartiya Janta Party** has declared serious criminal cases against himself in his affidavit.

Criteria for serious criminal cases

1. Offence for which maximum punishment is of 5 years or more.
2. If an offence is non-bailable
3. If it is an electoral offence (for eg. IPC 171E or bribery)
4. Offence related to loss to exchequer
5. Offences that are assault, murder, kidnap, rape related
6. Offences that are mentioned in Representation of the People Act (Section 8)
7. Offences under Prevention of Corruption Act
8. Crimes against women.

Party Name	Total number of Presidents analyzed	Presidents with declared Criminal Cases	% of Presidents with declared criminal cases	Presidents with declared serious criminal cases	% of Presidents with declared serious criminal cases
Bhartiya Janata Party	4	1	25 %	1	25 %
Others	6	0	0%	0	0%
Total	10	1	10%	1	10%

Table 2: Party wise Presidents with criminal cases

- **Municipal Council wise Presidents with declared Criminal Cases: 1 (100%)** out of **1** President from **Dahanu Municipal Council** has declared criminal cases against himself in his affidavit.
- **Municipal Council wise Presidents with declared Serious Criminal Cases: 1 (100%)** out of **1** President from **Dahanu Municipal Council** has declared **Serious** criminal cases against himself in his affidavit.

Municipal Council	Total number of Presidents analyzed	Presidents with declared criminal cases	% of Presidents with declared criminal cases	Presidents with serious declared criminal cases	% of Presidents with serious declared criminal cases
Dahanu Municipal Council	1	1	100%	1	100%
Others	9	0	0%	0	0%
Total	10	1	10%	1	10%

Table 3: Municipal Council wise Presidents with declared Criminal Cases

Financial Background

- **Crorepati Presidents:** Out of the **10** analyzed Presidents, **8 (80%)** are crorepatis.
- **Party wise Crorepati Presidents:** **3 (75%)** out of **4** Presidents analyzed from **Indian National Congress**, **3 (75%)** out of **4** Presidents from **Bhartiya Janata Party**, **1 (100%)** out of **1** President analyzed from **Shivsena** and **1 (100%)** out of **1** President analyzed from **Prahar Janshakti Paksh**, are crorepatis.

Party Name	Number of Presidents Analyzed	No of Crorepatis	Percentage of Crorepati Presidents
Indian National Congress	4	3	75%
Bhartiya Janata Party	4	3	75%
Shivsena	1	1	100%
Prahar Janshakti Paksh	1	1	100%
Total	10	8	80%

Table 4: Party Wise Crorepati Presidents

- **Average Assets:** The average assets per President analyzed for this election is **Rs. 4.92 Crores +**.
- **Party wise average assets :**

Party Name	Number of Presidents Analyzed	Average Assets (Rs)
Indian National Congress	4	Rs 8,46,10,079 ~ 8 Crore+
Bhartiya Janata Party	4	Rs 3,17,77,884 ~ 3 Crore+
Shivsena	1	Rs 1,37,47,749 ~ 1 Crore+
Prahar Janshakti Paksh	1	Rs 1,34,24,982 ~ 1 Crore+
All Parties	10	Rs 4,92,72,458 4 Crore+

Table 5: Party wise average assets

- **High Assets:** The President with highest declared total assets is **Ratna Chandrakantsing Raghuvanshi** who has won on **Indian National Congress** ticket from **Nandurbar municipal council**, declaring assets worth **Rs. 30 Crores+**. The **top ten** Presidents with highest declared assets are: -

S.No.	Name	Municipal Council	Party Name	Movable Assets (Rs)	Immovable Assets (Rs)	Total Assets (Rs)	PAN Given
1	Ratna Chandrakantsing Raghuvanshi	Nandurbar Municipal Council	Indian National Congress	4,49,91,472	26,01,88,018	30,51,79,490 30 Crore+	Y
2	Bharat Bansrajsing Rajput	Dahanu Municipal Council	Bhartiya Janata Party	3,51,88,482	1,47,00,000	4,98,88,482 4 Crore+	Y

S.No.	Name	Municipal Council	Party Name	Movable Assets (Rs)	Immovable Assets (Rs)	Total Assets (Rs)	PAN Given
3	Jayashri Mahavir Gat	Hupari Municipal Council	Bhartiya Janata Party	2,14,32,695	2,59,00,000	4,73,32,695 4 Crore+	Y
4	Purushottam Balasaheb Lohagaonkar	Trimbak Municipal Council	Bhartiya Janata Party	59,40,418	2,16,51,016	2,75,91,434 2 Crore+	Y
5	Sanjay Sampatrao Indulkar	Igatpuri Municipal Council	Shivsena	1,00,32,329	37,15,420	1,37,47,749 1 Crore+	Y
6	Vaishali Abhinay Nahate	Pandharkavada Municipal Council	prahar janshakti paksh	42,24,982	92,00,000	1,34,24,982 1 Crore+	Y
7	Hemlata Ajay Patil	Nawapur Municipal Council	Indian National Congress	41,61,471	88,35,000	1,29,96,471 1 Crore+	Y
8	Shubhangi Ashok Bannenavar	Jat Municipal Council	Indian National Congress	76,99,592	28,30,000	1,05,29,592 1 Crore+	Y
9	Vijaya Rajendra Somwanshi	Chikhaldara Municipal Council	Indian National Congress	14,84,761	82,50,000	97,34,761 97 Lacs+	Y
10	Anand Chanappa Machhewar	Kinwat Municipal Council	Bhartiya Janata Party	19,73,926	3,25,000	22,98,926 22 Lacs+	Y

Table 6: Presidents who have declared high assets

- **Presidents with high Liabilities:** The President with highest declared total liabilities is **Ratna Chandrakantsing Raghuvanshi** of **Indian National Congress** who has won from **Nandurbar municipal council** having liabilities of **Rs. 8 Crore +**. The **top ten** Presidents with highest declared liabilities are given below:-

S.No.	Name	Municipal Council	Party Name	Total Assets(Rs)	Liabilities (Rs)	PAN Given
1	Ratna Chandrakantsing Raghuvanshi	Nandurbar Municipal Council	Indian National Congress	30,51,79,490 30 Crore+	8,69,26,048 8 Crore+	Y
2	Jayashri Mahavir Gat	Hupari Municipal Council	Bhartiya Janata Party	4,73,32,695 4 Crore+	2,30,63,620 2 Crore+	Y
3	Hemlata Ajay Patil	Nawapur Municipal Council	Indian National Congress	1,29,96,471 1 Crore+	1,80,80,000 1 Crore+	Y
4	Purushottam Balasaheb Lohagaonkar	Trimbak Municipal Council	Bhartiya Janata Party	2,75,91,434 2 Crore+	51,86,363 51 Lacs+	Y
5	Sanjay Sampatrao Indulkar	Igatpuri Municipal Council	Shivsena	1,37,47,749 1 Crore+	29,91,715 29 Lacs+	Y
6	Bharat Bansrajsing Rajput	Dahanu Municipal Council	Bhartiya Janata Party	4,98,88,482 4 Crore+	12,67,579 12 Lacs+	Y

S.No.	Name	Municipal Council	Party Name	Total Assets(Rs)	Liabilities (Rs)	PAN Given
7	Vijaya Rajendra Somwanshi	Chikhaldara Municipal Council	Indian National Congress	97,34,761 97 Lacs+	6,00,000 6 Lacs+	Y
8	Shubhangi Ashok Bannenavar	Jat Municipal Council	Indian National Congress	1,05,29,592 1 Crore+	5,08,370 5 Lacs+	Y
9	Vaishali Abhinay Nahate	Pandharkavada Municipal Council	prahar janshakti paksh	1,34,24,982 1 Crore+	2,70,000 2 Lacs+	Y
10	Anand Chanappa Machhewar	Kinwat Municipal Council	Bhartiya Janata Party	22,98,926 22 Lacs+	1,213 1 Thou+	Y

Table 7: Presidents with high liabilities

- **Presidents with PAN details-** All 10 (100%) analyzed Presidents have declared their PAN details.



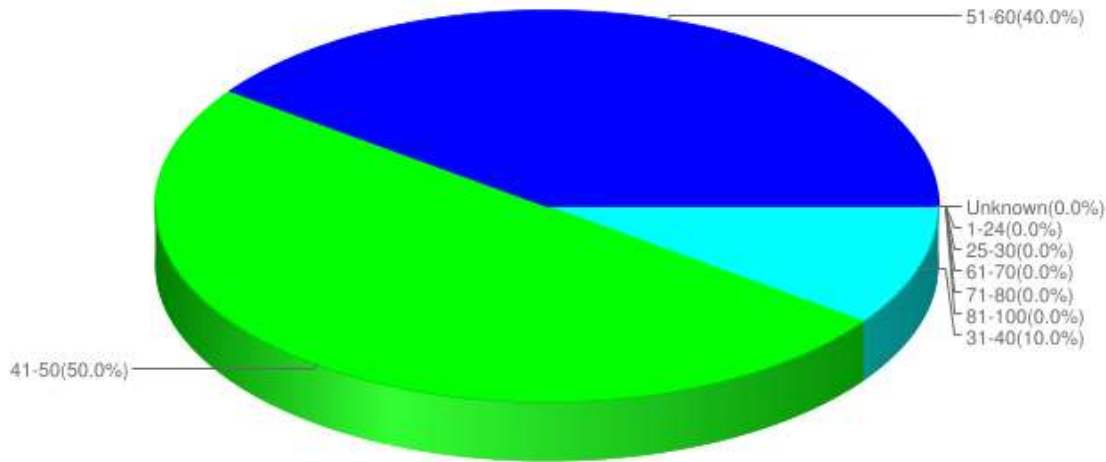
Overall PAN Report

Other Background Details

- **Age Details of Presidents:** 1 (10%) President has declared her age to be between 31 to 40 years, 5 (50%) Presidents have declared their age to be between 41 to 50 years whereas 4 (40%) Presidents have declared their age to be between 51 to 60 years.

Age Group (In Years)	Number of Presidents Analyzed
31-40	1
41-50	5
51-60	4
Total	10

Table 8: Age Report

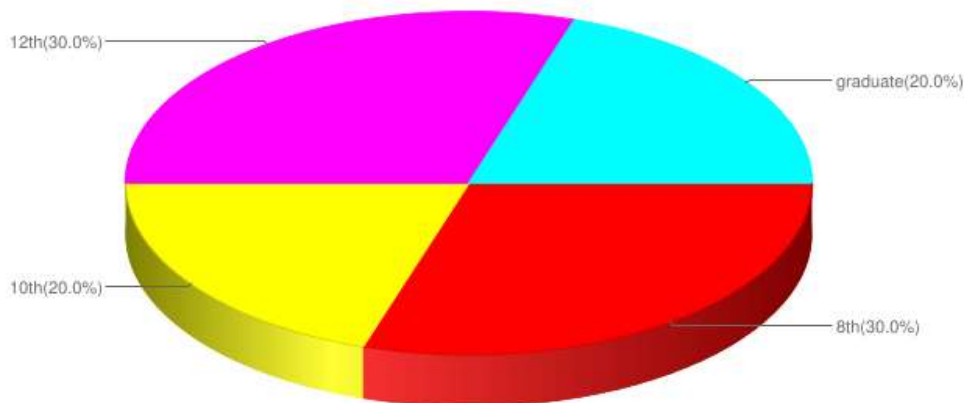


Overall Age Report

- **Education Details of Presidents:** **3 (30%)** Presidents have declared their educational qualification as **8th Pass**, **2 (20%)** Presidents have declared their educational qualification as **10th Pass**, **3 (30%)** Presidents have declared their educational qualification as **12th Pass** whereas **2 (20%)** Presidents have declared their educational qualification as **Graduate**, in their affidavits.

Education Group	Number of Presidents analyzed
8th Pass	3
10th Pass	2
12th Pass	3
Graduate	2
Total	10

Table 9: Education Report

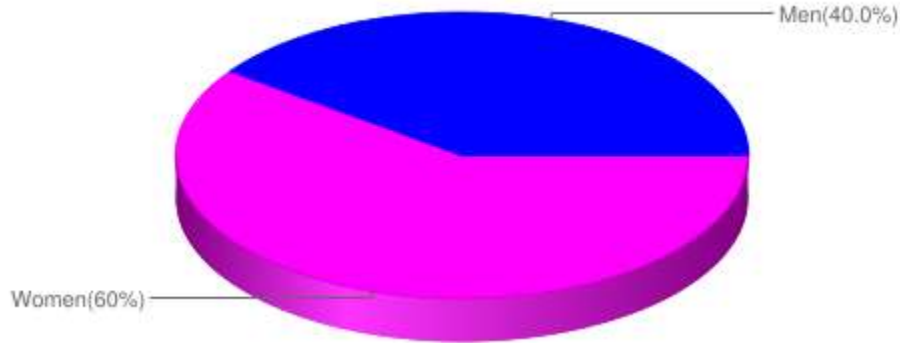


Overall Education Report

- **Gender Details of Presidents:** Out of total **10** analyzed Presidents, **4 (40%)** are men whereas **6 (60%)** are women.

Total Presidents analyzed	Men	Women
10	4	6

Table 10: Gender Report



Overall Gender Report

President with declared Criminal Cases

S.No.	President Information	Brief Details of IPCs
1	<p>Name:Bharat Bansrajsing Rajput Municipal Council:DAHANU MUNICIPAL COUNCIL Party:Bhartiya Janata Party Total Cases:1 Serious IPC:2 Other IPC:3 Cases (Cognizance taken)</p> <p>1. IPC Sections - 406,409,465,471,120, , Other Details - Act: INDIAN PINAL COURT, Court: JMFC DAHANU, Case no.: 13</p> <p>Cases (Charges framed) -----No Cases----- Cases (Convicted)-----No Cases-----</p>	<p>1 charge related to criminal breach of trust (IPC Section-406) 1 charge related to Criminal breach of trust by public servant, or by banker, merchant or agent (IPC Section-409) 1 charge related to forgery (IPC Section-465) 1 charge related to Using as genuine a forged document or electronic record (IPC Section-471) 1 charge related to Concealing design to commit offence punishable with imprisonment (IPC Section-120)</p>

Table 11: President with declared criminal cases

Full Asset Details of analysed Presidents

S.No.	Name	Municipal Council	Party Name	Movable Assets (Rs)	Immovable Assets (Rs)	Total Assets (Rs)	PAN Given
1	Ratna Chandrakantsing Raghuvanshi	Nandurbar Municipal Council	Indian National Congress	4,49,91,472	26,01,88,018	30,51,79,490 30 Crore+	Y
2	Bharat Bansrajsing Rajput	Dahanu Municipal Council	Bhartiya Janata Party	3,51,88,482	1,47,00,000	4,98,88,482 4 Crore+	Y
3	Jayashri Mahavir Gat	Hupari Municipal Council	Bhartiya Janata Party	2,14,32,695	2,59,00,000	4,73,32,695 4 Crore+	Y
4	Purushottam Balasaheb Lohagaonkar	Trimbak Municipal Council	Bhartiya Janata Party	59,40,418	2,16,51,016	2,75,91,434 2 Crore+	Y
5	Sanjay Sampatrao Indulkar	Igatpuri Municipal Council	Shivsena	1,00,32,329	37,15,420	1,37,47,749 1 Crore+	Y
6	Vaishali Abhinay Nahate	Pandharkavada Municipal Council	prahar janshakti paksh	42,24,982	92,00,000	1,34,24,982 1 Crore+	Y
7	Hemlata Ajay Patil	Nawapur Municipal Council	Indian National Congress	41,61,471	88,35,000	1,29,96,471 1 Crore+	Y
8	Shubhangi Ashok Bannenavar	Jat Municipal Council	Indian National Congress	76,99,592	28,30,000	1,05,29,592 1 Crore+	Y
9	Vijaya Rajendra Somwanshi	Chikhaldara Municipal Council	Indian National Congress	14,84,761	82,50,000	97,34,761 97 Lacs+	Y
10	Anand Chanappa Machhewar	Kinwat Municipal Council	Bhartiya Janata Party	19,73,926	3,25,000	22,98,926 22 Lacs+	Y

Table 12: Full Asset Details of analyzed Presidents

Contact Details

Maharashtra Election Watch

<p>Ajit Ranade Founder member, National Election Watch, Association for Democratic Reforms, +91-97022 15312 ajit.ranade@gmail.com</p>	<p>Sharad Kumar State Coordinator Maharashtra Election Watch +91 98694 03721 sharadkumar40@gmail.com</p>	<p>Satish Khot Pune Coordinator Maharashtra Election Watch +91 93712 21142 nsccpune@gmail.com</p>	<p>Deepak Negi Senior Program Associate Association for Democratic Reforms +91-98924 03186 deepak@adrindia.org</p>
--	---	---	---

National Election Watch/Association for Democratic Reforms

<p>Media and Journalist Helpline +91 80103 94248 Email: adr@adrindia.org</p>	<p>Maj.Gen. Anil Verma (Retd.) Head National Election Watch, Association for Democratic Reforms 011 4165 4200, +91 88264 79910 adr@adrindia.org, anilverma@adrindia.org</p>	<p>Prof Jagdeep Chhokar IIM Ahmedabad (Retd.) Founder Member, National Election Watch, Association for Democratic Reforms +91 99996 20944 jchhokar@gmail.com</p>	<p>Prof Trilochan Sastry IIM Bangalore Founder Member, National Election Watch, Association for Democratic Reforms +91 94483 53285 trilochans@iimb.ernet.in</p>
---	--	--	---

Disclaimer

All information about Presidential winners, in this report has been taken from the affidavits filed online by them along with their nomination papers on <https://panchayatelection.maharashtra.gov.in/> and submitted to the Election Returning Officers appointed in Pandharkavda, Kinwat, Hupari, Chikkhaldhara, Nandurbar, Nawapur, Jat, Trimbak, Igatpuri & Dahanu municipal councils by State Election Commission, Maharashtra (SECM). ADR does not add or subtract any information, unless the SECM changes the data. In particular, no unverified information from any other source is used. While all efforts have been made to ensure that the information is in keeping with what is mentioned in the affidavits, in case of discrepancy between information in this report and that given in the affidavits, the information reported in the affidavits filed by Presidential Winners should be treated as correct. **Association for Democratic Reforms, Maharashtra Election Watch** and their volunteers are not responsible or liable for any damage arising directly or indirectly from the publication of this report.