

18th May, 2022

Press Release

Punjab Assembly Elections 2022

Analysis of Election Expenditure Statements of MLAs

Association for Democratic Reforms

T-95, C.L. House, 2nd Floor,
Near Gulmohar Commercial Complex
Gautam Nagar,
New Delhi-110 049
Phone: +91-011-4165-4200
Fax : +91-11-46094248
Email :adr@adrindia.org

To report any electoral violations and malpractices during elections download the Election Watch Reporter (Android App)

https://play.google.com/store/apps/details?id=com.webrosoft.election_watch_reporter

Data in this Kit is presented in good faith, with an intention to inform voters. MLAs' Election Expenditure affidavits from the CEO Website (<https://www.ceopunjab.gov.in/index>) is the source of this analysis. Website:- www.adrindia.org, www.myneta.info

Table of Contents

PUNJAB ASSEMBLY ELECTIONS 2022.....	1
ANALYSIS OF ELECTION EXPENDITURE STATEMENTS OF MLAs.....	1
ANALYSIS OF ELECTION EXPENDITURE STATEMENTS OF MLAs PUNJAB ASSEMBLY ELECTIONS, 2022.....	4
SUMMARY AND HIGHLIGHTS OF ELECTION EXPENSES OF MLAs FROM THE PUNJAB ASSEMBLY 2022 ELECTIONS.....	5
1. LESS THAN 50% OF THE LIMIT:.....	5
2. AVERAGE ELECTION EXPENSES:.....	5
3. PARTY-WISE AVERAGE ELECTION EXPENSES.....	5
4. TOP 3 MLAs WITH HIGHEST ELECTION EXPENSES.....	6
5. MLAs WITH LOWEST ELECTION EXPENSES.....	7
6. EXPENSE ON PUBLIC MEETING, RALLY, AND PROCESSIONS WITH STAR CAMPAIGNERS.....	7
7. EXPENSE ON PUBLIC MEETING, RALLY, AND PROCESSIONS WITHOUT STAR CAMPAIGNERS.....	7
8. EXPENSE ON CAMPAIGNING THROUGH ELECTRONIC/PRINT MEDIA.....	7
9. EXPENSE ON CAMPAIGN WORKERS.....	7
10. EXPENSE ON CAMPAIGN MATERIALS.....	7
11. EXPENSE ON CAMPAIGN VEHICLES.....	7
12. EXPENSE ON PUBLISHING OF DECLARATION REGARDING CRIMINAL CASES:.....	8
13. PARTY-WISE AVERAGE ELECTION EXPENSES ON PUBLIC MEETINGS, PROCESSIONS ETC. WITH STAR CAMPAIGNERS.....	9
14. PARTY-WISE AVERAGE ELECTION EXPENSES ON PUBLIC MEETINGS, PROCESSIONS ETC. WITHOUT STAR CAMPAIGNERS.....	10
15. PARTY WISE AVERAGE ELECTION EXPENSE OF MLAs ON CAMPAIGN MATERIALS.....	12
16. PARTY WISE AVERAGE ELECTION EXPENSE OF MLAs ON ELECTRONIC MEDIA.....	13
17. PARTY WISE AVERAGE ELECTION EXPENSE OF MLAs ON CAMPAIGN VEHICLES.....	15

Data in this Kit is presented in good faith, with an intention to inform voters. MLAs' Election Expenditure affidavits from the CEO Website (<https://www.ceopunjab.gov.in/index>) is the source of this analysis. Website:- www.adrindia.org, www.myneta.info

18. PARTY WISE AVERAGE ELECTION EXPENSE OF MLAs ON CAMPAIGN WORKERS.....	16
TOP 10 MLAs WITH HIGHEST DECLARED ELECTION EXPENSES IN 2022 PUNJAB ASSEMBLY ELECTIONS.....	17
10 MLAs WITH LOWEST ELECTION EXPENSES DECLARED.....	18
SUMMARY AND HIGHLIGHTS OF FUNDS RAISED BY MLAs IN THE PUNJAB ASSEMBLY 2022 ELECTIONS.....	19
AVERAGE SELF-FUNDS USED FOR ELECTION CAMPAIGN (PARTY-WISE).....	20
AVERAGE FUNDS RAISED FROM POLITICAL PARTIES (PARTY-WISE).....	21
AVERAGE FUNDS RAISED FROM OTHER SOURCES (PARTY-WISE).....	21
ELECTION EXPENSES DECLARED BY MLAs IN PUNJAB ASSEMBLY ELECTIONS, 2022: FULL DETAILS.....	22
DONATE TO ADR.....	32
DISCLAIMER.....	34

Analysis of Election Expenditure Statements of MLAs Punjab Assembly Elections, 2022

According to Section 78 of the Representation of the People Act, 1951, every contesting candidate has to lodge a true copy of his election expenses within 30 days from the date of declaration of result of election, with the District Election Officer in all States and Union Territories. Punjab Election Watch and Association for Democratic Reforms (ADR) have analysed all 117 election expenditure statements submitted after the Punjab Assembly Election 2022 for newly elected MLAs. The expenditure limit for the MLAs during the Punjab Assembly elections was **Rs. 40 lakhs**. These election expense documents include details of expenses on public meetings and processions, campaigning through electronic and print media, expense on campaign workers, expense on vehicles used and expense on campaign materials.

Recommendations:

1. Each Winner is required to file his election expenditure statement within 30 days of the results of the elections, the deadline in case of the Punjab Assembly Elections being the 11th April 2022. However, it was observed that the election expenditure statements of the Winners were not uploaded on the CEO/DEO's website till significantly after the deadline. **It is recommended that the Abstract Expenditure Statement (Annexure E2) of the MLAs is uploaded on the website of the CEO within 72 hours of the receipt of the statement.**
2. The deadline for filing an election petition against any Winner is 45 days after the declaration of the results. Generally, MLAs submit their election expenditure statements towards the end of the 30 days given for submission of the statements. This leaves 15 days for any common citizen to file an election petition against any Winner. The deadline for filing an election petition should be increased in order to give the citizens time to scrutinize the election expenditure statements of the MLAs and gather the relevant documents/proof etc. for the election petition.
3. As has been instated in the filing of affidavits during the elections, the MLAs should not be allowed to keep any field blank on the Abstract Election Expenditure statement (Annexure E2) and Schedule 1 to 10. The statements must be filled in a legible format and overwriting of amounts in the statement should be discouraged.

Summary and Highlights of Election Expenses of MLAs from the Punjab Assembly 2022 Elections

- 1. Less than 50% of the Limit:** Out of 117 MLAs analysed, 74 (63%) MLAs have declared election expenses less than 50% of the expense limit in their constituency.
- 2. Average Election Expenses:** Based on the election expense declarations of 117 MLAs from Punjab Assembly, the average amount of money spent by them in the elections is **Rs 17.99 lakhs, which is 45% of the expense limit.**
- 3. Party-wise Average Election Expenses:** The party wise average election expenses shows that the average spending for **92 MLAs from AAP** is **Rs.17.66 lakhs** (44.2% of the expense limit). For **18 MLAs from INC**, the average election expenditure is **Rs.18.01 lakhs** (45% of the expense limit), the average election expenditure for **3 MLAs from SAD** is **Rs.20.81 lakhs** (52% of the expense limit), the average election expenditure for **2 MLAs from BJP** is **Rs.26.29 lakhs** (65.7% of the expense limit), the election expenditure for **1 MLA from BSP** is **Rs.17.02 lakhs** (42.6% of the expense limit) and **1 Independent MLA** has spent **Rs.23.73 lakhs** (59.3% of the expense limit).

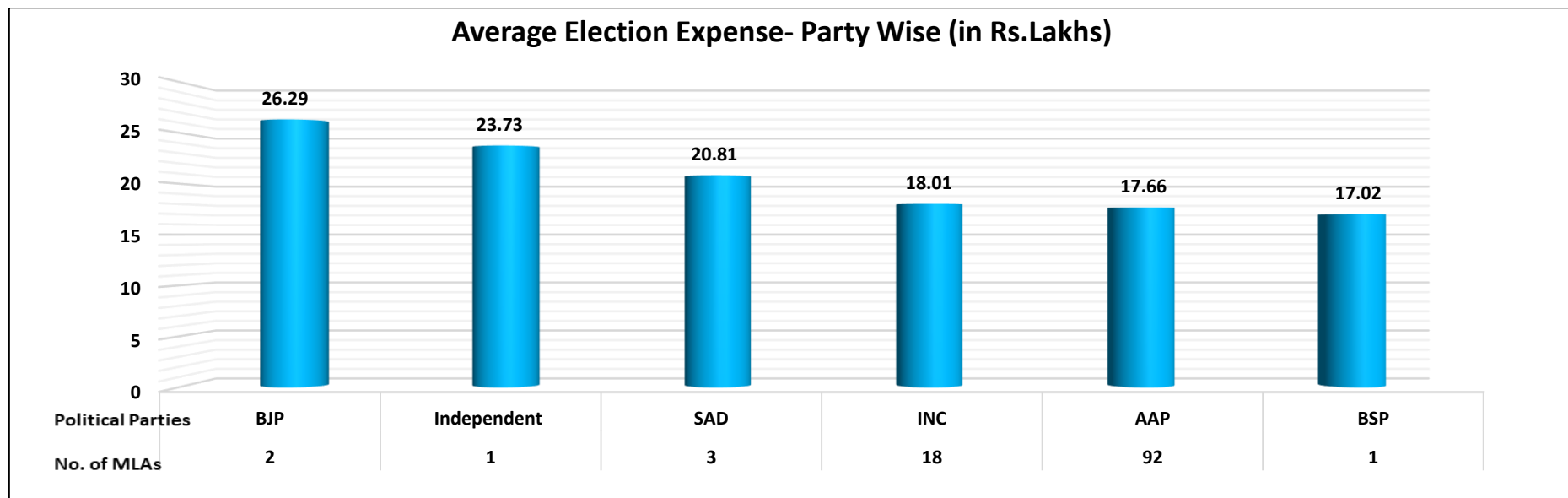


Figure: Party-wise Average Election Expenses (Rs.in lakhs)

Data in this Kit is presented in good faith, with an intention to inform voters. MLAs' Election Expenditure affidavits from the CEO Website (<https://www.ceopunjab.gov.in/index>) is the source of this analysis. Website:- www.adrindia.org, www.myneta.info

S.No.	Party	No. of MLAs Analyzed	Average Limit (Rs.)	Average Election Expense (Rs.)	% of Average Limit
1	AAP	92	40,00,000 40 Lacs+	17,66,072 17 Lacs+	44.2 %
2	INC	18	40,00,000 40 Lacs+	18,01,637 18 Lacs+	45 %
3	SAD	3	40,00,000 40 Lacs+	20,81,629 20 Lacs+	52 %
4	BJP	2	40,00,000 40 Lacs+	26,29,652 26 Lacs+	65.7 %
5	BSP	1	40,00,000 40 Lacs+	17,02,160 17 Lacs+	42.6 %
6	IND	1	40,00,000 40 Lacs+	23,73,530 23 Lacs+	59.3 %
Total		117	40,00,000 40 Lacs+	17,99,043 17 Lacs+	45 %

Table: Party-wise Average Expenses declared

4. Top 3 MLAs with highest Election Expenses: The details of top 3 MLAs who have declared highest election expenses are given below:

S.No.	Name	District	Constituency	Party	Expense Limit (Rs.)	Total expenses incurred (Rs.)	% of limit reached
1	Bhagwant Mann	Sangrur	Dhuri	AAP	40,00,000 40 Lacs+	34,94,319 34 Lacs+	87%
2	Kulwant Singh	Sahibzada Ajit Singh Nagar	S.A.S. Nagar	AAP	40,00,000 40 Lacs+	33,78,084 33 Lacs+	84%
3	Gurdit Singh Sekhon	Faridkot	Faridkot	AAP	40,00,000 40 Lacs+	30,92,765 30 Lacs+	77%

Table: Top 3 MLAs with highest election expenditure

5. MLAs with lowest Election Expenses: The details of 3 MLAs who have declared lowest election expenses are given below:

S.No.	Name	District	Constituency	Party	Expense Limit (Rs.)	Total expenses incurred (Rs.)	% of limit reached
1	Jai Krishan	Hoshiarpur	Garhshankar	AAP	40,00,000 40 Lacs+	5,71,287 5 Lacs+	14%
2	Gurlal Ghanaur	Patiala	Ghanaur	AAP	40,00,000 40 Lacs+	8,07,554 8 Lacs+	20%
3	Amrinder Singh Raja Warring	Sri Muktsar Sahib	Gidderbaha	INC	40,00,000 40 Lacs+	8,25,981 8 Lacs+	21%

Table: 3 MLAs with lowest election expenditure

- 6. Expense on Public Meeting, Rally, and Processions with Star Campaigners:** Out of the 117 MLAs analyzed, **59(50.42%) MLAs** have declared that **they have spent funds on** public meetings, processions etc. with star campaigners and **58(49.58%) MLAs** have declared that **they have not spent any funds on** public meetings, processions etc. with star campaigners.
- 7. Expense on Public Meeting, Rally, and Processions without Star Campaigners:** Out of the 117 MLAs analyzed, **113 (97%) MLAs** have declared that **they have spent funds on** public meetings, processions etc. without star campaigners and **4(3%) MLAs** have declared that **they have not spent any funds on** public meetings, processions etc. without star campaigners.
- 8. Expense on Campaigning through electronic/print media:** **85(73%) MLAs** have declared that **they have spent funds on** campaigning through electronic/print media and **32 (27%) MLAs** have declared that **they have not spent any funds on** campaigning through electronic/print media.
- 9. Expense on Campaign Workers:** **98(84%) MLAs** have declared that **they have spent funds on** campaign workers and **19 (16%) MLAs** have declared that **they have not spent any funds on** campaign workers.
- 10. Expense on Campaign Materials:** **108(92%) MLAs** have declared that **they have spent funds on** campaign materials and **9 (8%) MLAs** have declared that **they have not spent any funds on** campaign materials.
- 11. Expense on Campaign Vehicles:** **116(99%) MLAs** have declared that **they have spent funds on** campaign vehicles and **1 (1%) MLA** has declared that **he has not spent funds on** campaign vehicles.

12. Expense on Publishing of Declaration Regarding Criminal Cases: A total 58 MLAs have declared criminal cases, out of these 58 MLAs 56(97%) MLAs have declared that they have spent funds on publishing of declarations regarding criminal cases and 2(3%) MLAs have declared that they have not spent funds on publishing of declarations regarding criminal cases.

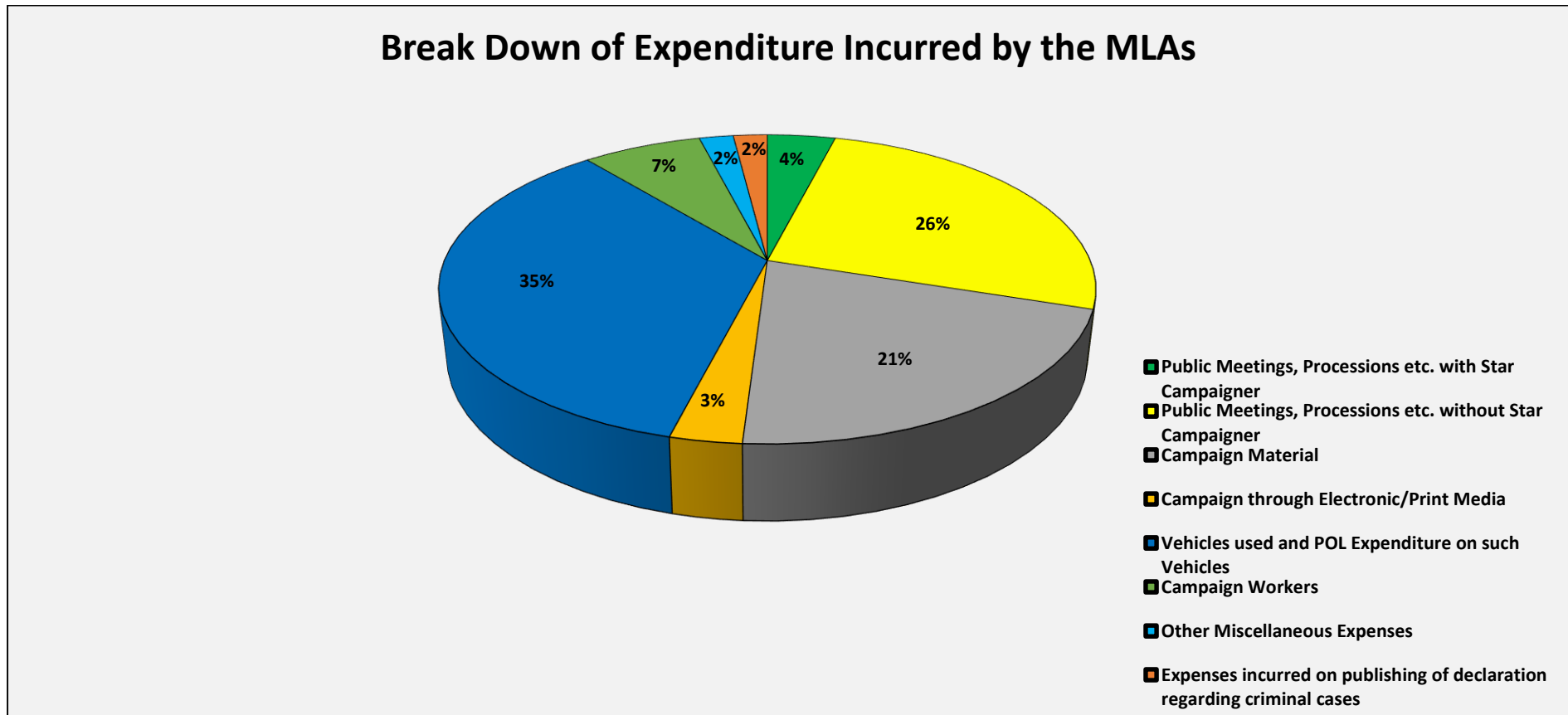


Figure: Break Down of Elections Expenses Incurred by MLAs

Data in this Kit is presented in good faith, with an intention to inform voters. MLAs' Election Expenditure affidavits from the CEO Website (<https://www.ceopunjab.gov.in/index>) is the source of this analysis. Website:- www.adrindia.org, www.myneta.info

13. Party-wise Average Election Expenses on Public Meetings, Processions etc. with Star Campaigners:

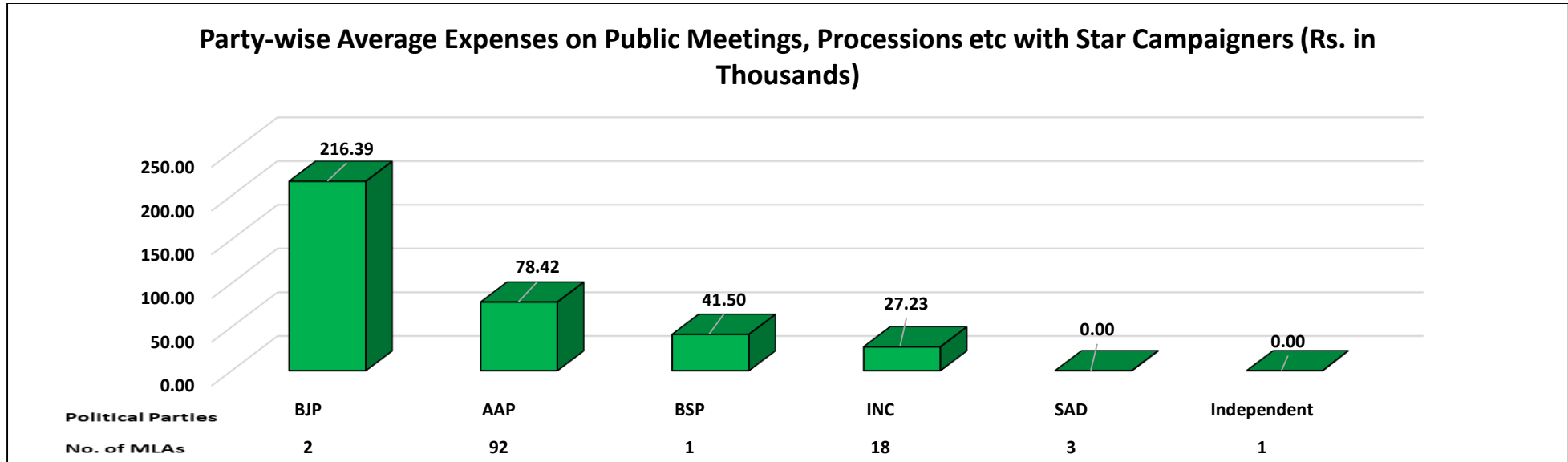


Figure: Party-wise Average Expenses on Public Meetings, Processions etc. with Star Campaigners (Rs. in Thousands)

S.No.	Party	No. of MLAs Analyzed	Average Limit (Rs.)	Average Election Expense (Rs.)	Average Expense on Meetings, Processions etc with star campaigners (Rs.)	% of Average Expense on Meetings, Processions etc with star campaigners
1	AAP	92	40,00,000 40 Lacs+	17,66,072 17 Lacs+	78,421 78 Thou+	4.4 %
2	INC	18	40,00,000 40 Lacs+	18,01,637 18 Lacs+	27,235 27 Thou+	1.5 %
3	SAD	3	40,00,000 40 Lacs+	20,81,629 20 Lacs+	0	0 %
4	BJP	2	40,00,000 40 Lacs+	26,29,652 26 Lacs+	2,16,393 2 Lacs+	8.2 %

Data in this Kit is presented in good faith, with an intention to inform voters. MLAs' Election Expenditure affidavits from the CEO Website (<https://www.ceopunjab.gov.in/index>) is the source of this analysis. Website:- www.adrindia.org, www.myneta.info

S.No.	Party	No. of MLAs Analyzed	Average Limit (Rs.)	Average Election Expense (Rs.)	Average Expense on Meetings, Processions etc with star campaigners (Rs.)	% of Average Expense on Meetings, Processions etc with star campaigners
5	BSP	1	40,00,000 40 Lacs+	17,02,160 17 Lacs+	41,505 41 Thou+	2.4 %
6	IND	1	40,00,000 40 Lacs+	23,73,530 23 Lacs+	0	0 %
Total		117	40,00,000 40 Lacs+	17,99,043 17 Lacs+	69,908 69 Thou+	4 %

Table: Party-wise Average Expenses on Public Meetings, Processions etc. with Star Campaigners

14. Party-wise Average Election Expenses on Public Meetings, Processions etc. without Star Campaigners:

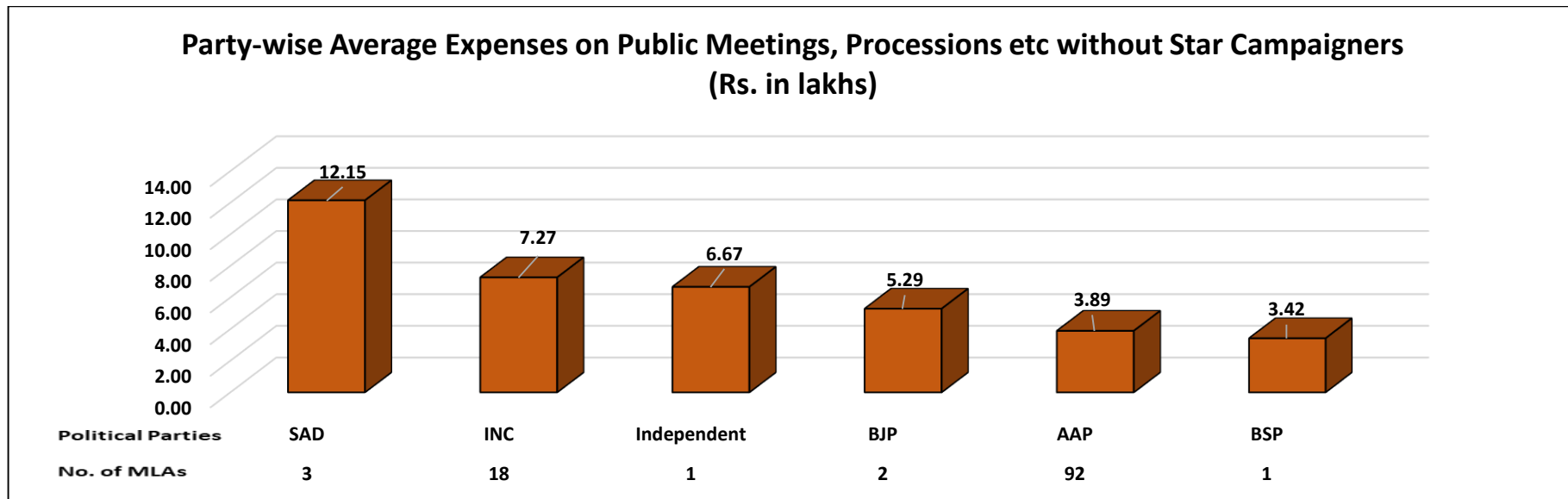


Figure: Party-wise Average Election Expenses on Public Meetings, Processions etc. without Star Campaigners (Rs.in lakhs)

Data in this Kit is presented in good faith, with an intention to inform voters. MLAs' Election Expenditure affidavits from the CEO Website (<https://www.ceopunjab.gov.in/index>) is the source of this analysis. Website:- www.adrindia.org, www.myneta.info

S.No.	Party	No. of MLAs Analyzed	Average Limit (Rs.)	Average Election Expense (Rs.)	Average Expense on Meetings, Processions etc without star campaigners (Rs.)	% of Average Expense on Meetings, Processions etc without star campaigners
1	AAP	92	40,00,000 40 Lacs+	17,66,072 17 Lacs+	3,89,836 3 Lacs+	22.1 %
2	INC	18	40,00,000 40 Lacs+	18,01,637 18 Lacs+	7,27,727 7 Lacs+	40.4 %
3	SAD	3	40,00,000 40 Lacs+	20,81,629 20 Lacs+	12,15,376 12 Lacs+	58.4 %
4	BJP	2	40,00,000 40 Lacs+	26,29,652 26 Lacs+	5,29,780 5 Lacs+	20.1 %
5	BSP	1	40,00,000 40 Lacs+	17,02,160 17 Lacs+	3,42,410 3 Lacs+	20.1 %
6	IND	1	40,00,000 40 Lacs+	23,73,530 23 Lacs+	6,67,877 6 Lacs+	28.1 %
Total		117	40,00,000 40 Lacs+	17,99,043 17 Lacs+	4,67,350 4 Lacs+	26 %

Table: Party-wise Average Election Expenses on Public Meetings, Processions etc. without Star Campaigners

Data in this Kit is presented in good faith, with an intention to inform voters. MLAs' Election Expenditure affidavits from the CEO Website (<https://www.ceopunjab.gov.in/index>) is the source of this analysis. Website:- www.adrindia.org, www.myneta.info

15. Party Wise Average Election Expense of MLAs on Campaign Materials:

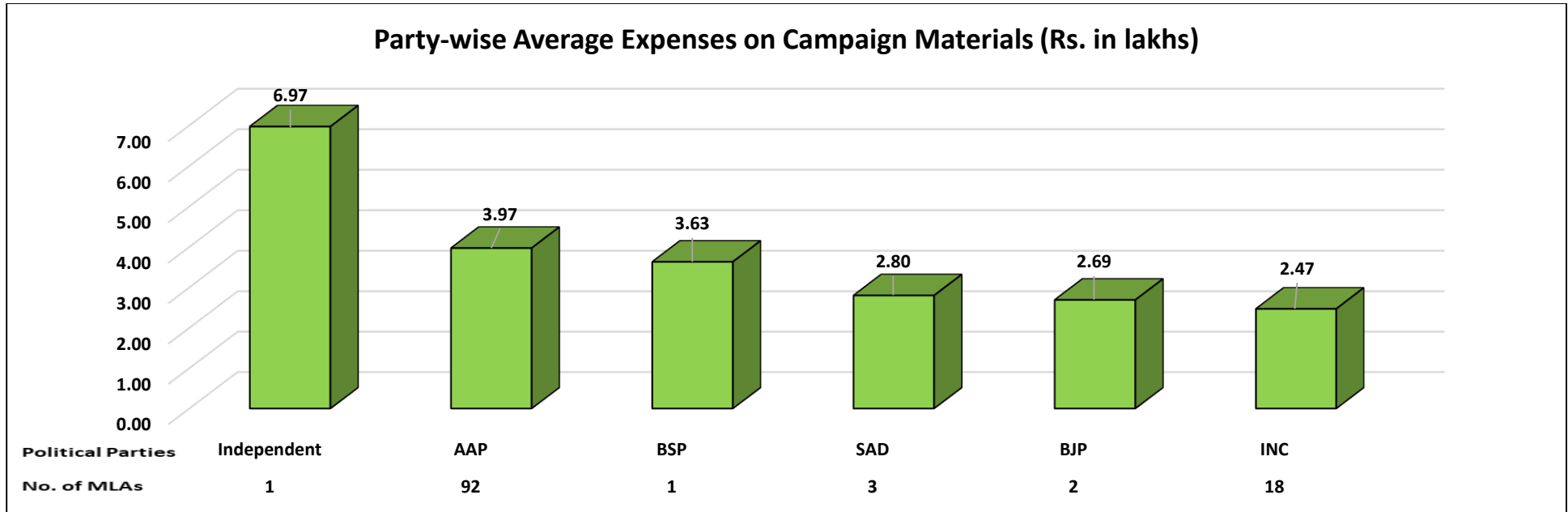


Figure: Party-wise Average Election Expenses on Campaign Materials (Rs.in lakhs)

S.No.	Party	No. of MLAs Analyzed	Average Limit (Rs.)	Average Election Expense (Rs.)	Average Expense on Campaign Materials (Rs.)	% of Average Expense on Campaign Materials
1	AAP	92	40,00,000 40 Lacs+	17,66,072 17 Lacs+	3,97,532 3 Lacs+	22.5 %
2	INC	18	40,00,000 40 Lacs+	18,01,637 18 Lacs+	2,47,147 2 Lacs+	13.7 %
3	SAD	3	40,00,000 40 Lacs+	20,81,629 20 Lacs+	2,80,758 2 Lacs+	13.5 %
4	BJP	2	40,00,000 40 Lacs+	26,29,652 26 Lacs+	2,69,144 2 Lacs+	10.2 %

Data in this Kit is presented in good faith, with an intention to inform voters. MLAs' Election Expenditure affidavits from the CEO Website (<https://www.ceopunjab.gov.in/index>) is the source of this analysis. Website:- www.adrindia.org, www.myneta.info

S.No.	Party	No. of MLAs Analyzed	Average Limit (Rs.)	Average Election Expense (Rs.)	Average Expense on Campaign Materials (Rs.)	% of Average Expense on Campaign Materials
5	BSP	1	40,00,000 40 Lacs+	17,02,160 17 Lacs+	3,63,854 3 Lacs+	21.4 %
6	IND	1	40,00,000 40 Lacs+	23,73,530 23 Lacs+	6,97,677 6 Lacs+	29.4 %
Total		117	40,00,000 40 Lacs+	17,99,043 17 Lacs+	3,71,485 3 Lacs+	21 %

Table: Party-wise Average Election Expense of MLAs on Campaign Materials

16. Party Wise Average Election Expense of MLAs on Electronic Media:

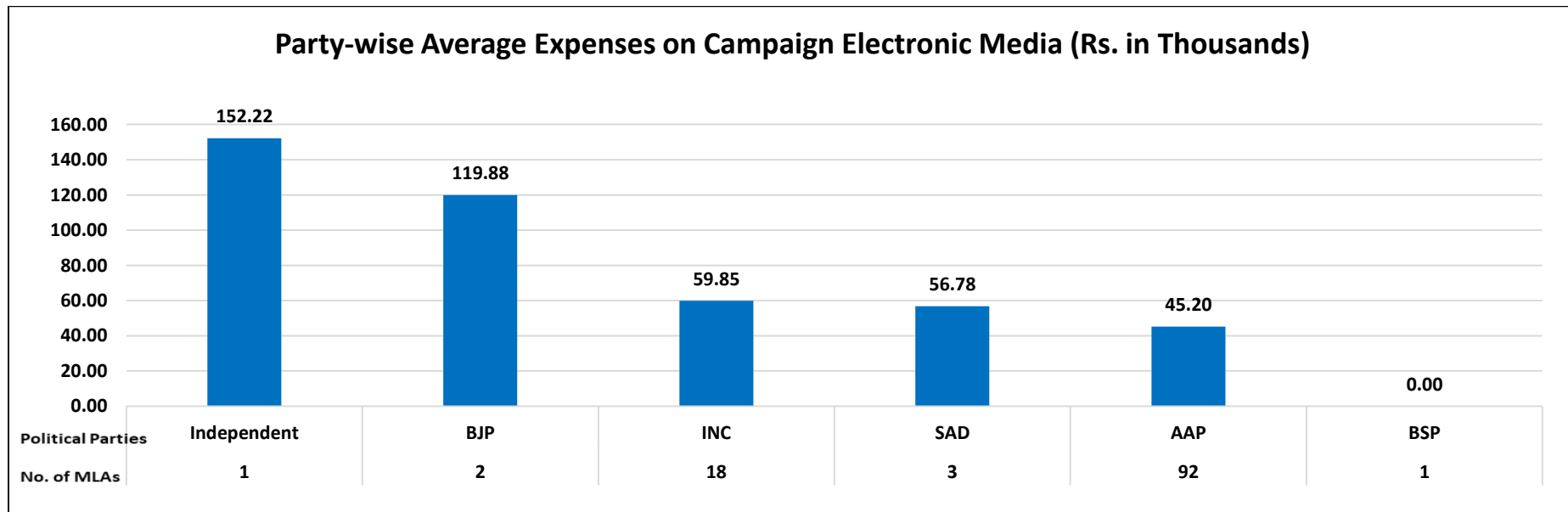


Figure: Party-wise Average Election Expenses on Campaign Electronic Media (Rs. in Thousands)

Data in this Kit is presented in good faith, with an intention to inform voters. MLAs' Election Expenditure affidavits from the CEO Website (<https://www.ceopunjab.gov.in/index>) is the source of this analysis. Website:- www.adrindia.org, www.myneta.info

S.No.	Party	No. of MLAs Analyzed	Average Limit (Rs.)	Average Election Expense (Rs.)	Average Expense on Electronic Media (Rs.)	% of Average Expense on Electronic Media
1	AAP	92	40,00,000 40 Lacs+	17,66,072 17 Lacs+	45,206 45 Thou+	2.6 %
2	INC	18	40,00,000 40 Lacs+	18,01,637 18 Lacs+	59,855 59 Thou+	3.3 %
3	SAD	3	40,00,000 40 Lacs+	20,81,629 20 Lacs+	56,784 56 Thou+	2.7 %
4	BJP	2	40,00,000 40 Lacs+	26,29,652 26 Lacs+	1,19,880 1 Lacs+	4.6 %
5	BSP	1	40,00,000 40 Lacs+	17,02,160 17 Lacs+	0	0 %
6	IND	1	40,00,000 40 Lacs+	23,73,530 23 Lacs+	1,52,220 1 Lacs+	6.4 %
Total		117	40,00,000 40 Lacs+	17,99,043 17 Lacs+	49,561 49 Thou+	3 %

Table: Party-wise Average Election Expense of MLAs on Electronic Media

Data in this Kit is presented in good faith, with an intention to inform voters. MLAs' Election Expenditure affidavits from the CEO Website (<https://www.ceopunjab.gov.in/index>) is the source of this analysis. Website:- www.adrindia.org, www.myneta.info

17. Party Wise Average Election Expense of MLAs on Campaign Vehicles:

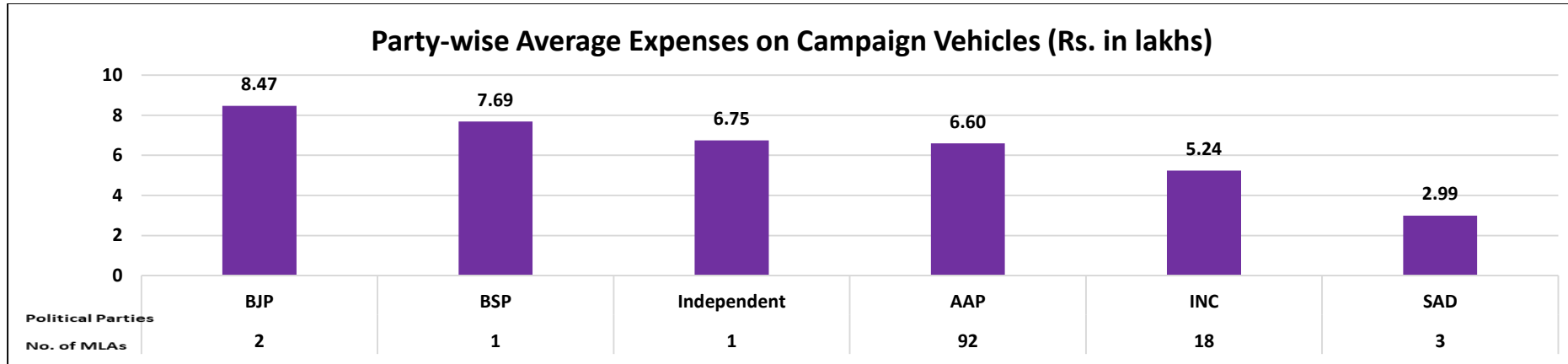


Figure: Party-wise Average Election Expenses on Campaign Vehicles (Rs. in lakhs)

S.No.	Party	No. of MLAs Analyzed	Average Limit (Rs.)	Average Election Expense (Rs.)	Average Expense on Campaign Vehicles (Rs.)	% of Average Expense on Campaign Vehicles
1	AAP	92	40,00,000 40 Lacs+	17,66,072 17 Lacs+	6,60,493 6 Lacs+	37.4 %
2	INC	18	40,00,000 40 Lacs+	18,01,637 18 Lacs+	5,24,226 5 Lacs+	29.1 %
3	SAD	3	40,00,000 40 Lacs+	20,81,629 20 Lacs+	2,99,797 2 Lacs+	14.4 %
4	BJP	2	40,00,000 40 Lacs+	26,29,652 26 Lacs+	8,47,135 8 Lacs+	32.2 %
5	BSP	1	40,00,000 40 Lacs+	17,02,160 17 Lacs+	7,69,450 7 Lacs+	45.2 %
6	IND	1	40,00,000 40 Lacs+	23,73,530 23 Lacs+	6,75,966 6 Lacs+	28.5 %
Total		117	40,00,000 40 Lacs+	17,99,043 17 Lacs+	6,34,534 6 Lacs+	35 %

Table: Party-wise Average Election Expense of MLAs on Campaign Vehicles

Data in this Kit is presented in good faith, with an intention to inform voters. MLAs' Election Expenditure affidavits from the CEO Website (<https://www.ceopunjab.gov.in/index>) is the source of this analysis. Website:- www.adrindia.org, www.myneta.info

18. Party Wise Average Election Expense of MLAs on Campaign Workers:

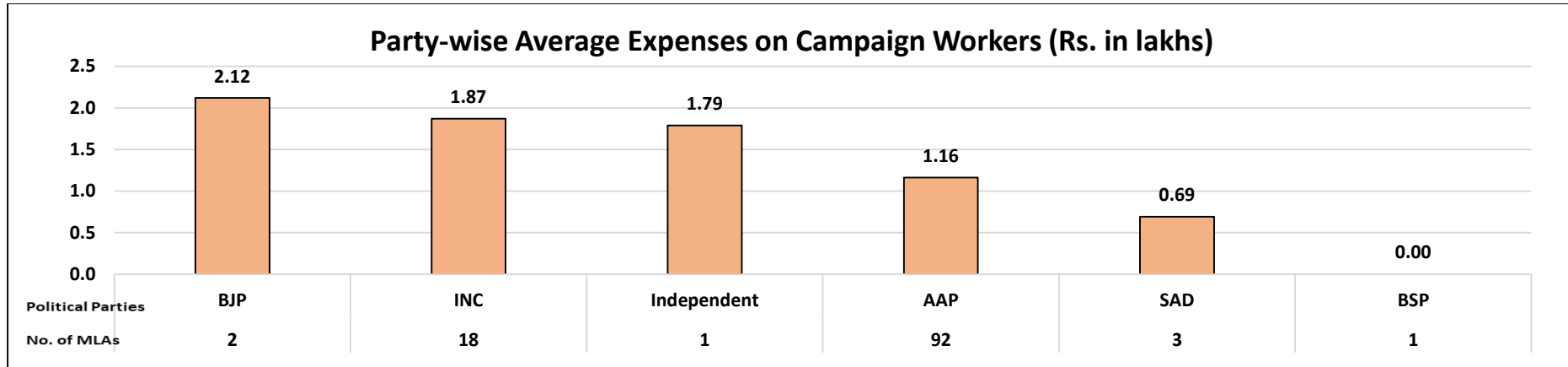


Figure: Party-wise Average Election Expenses on Campaign Workers (Rs. in lakhs)

S.No.	Party	No. of MLAs Analyzed	Average Limit (Rs.)	Average Election Expense (Rs.)	Average Expense on Campaign Workers (Rs.)	% of Average Expense on Campaign Workers
1	AAP	92	40,00,000 40 Lacs+	17,66,072 17 Lacs+	1,16,576 1 Lacs+	6.6 %
2	INC	18	40,00,000 40 Lacs+	18,01,637 18 Lacs+	1,87,567 1 Lacs+	10.4 %
3	SAD	3	40,00,000 40 Lacs+	20,81,629 20 Lacs+	69,805 69 Thou+	3.4 %
4	BJP	2	40,00,000 40 Lacs+	26,29,652 26 Lacs+	2,12,999 2 Lacs+	8.1 %
5	BSP	1	40,00,000 40 Lacs+	17,02,160 17 Lacs+	0	0 %
6	IND	1	40,00,000 40 Lacs+	23,73,530 23 Lacs+	1,79,790 1 Lacs+	7.6 %
Total		117	40,00,000 40 Lacs+	17,99,043 17 Lacs+	1,27,491 1 Lacs+	7 %

Table: Party-wise Average Election Expense of MLAs on Campaign Workers

Data in this Kit is presented in good faith, with an intention to inform voters. MLAs' Election Expenditure affidavits from the CEO Website (<https://www.ceopunjab.gov.in/index>) is the source of this analysis. Website:- www.adrindia.org, www.myneta.info

Top 10 MLAs with highest declared election expenses in 2022 Punjab Assembly Elections

S.No.	Name	District	Constituency	Party	Expenditure incurred by MLA			Expense Limit (Rs.)	Total expenses incurred (Rs.)	Difference between Total Expense incurred and Expense Limit (Rs.)	% of limit reached
					MLA/his election agent (Rs.)	By Political Party (Rs.)	Any other association/ body of persons/ individual (Rs.)				
1	Bhagwant Mann	Sangrur	Dhuri	AAP	32,00,000	0	2,94,319	40,00,000 40 Lacs+	34,94,319 34 Lacs+	5,05,681 5 Lacs+	87%
2	Kulwant Singh	Sahibzada Ajit Singh Nagar	S.A.S. Nagar	AAP	17,24,911	0	16,53,173	40,00,000 40 Lacs+	33,78,084 33 Lacs+	6,21,916 6 Lacs+	84%
3	Gurdit Singh Sekhon	Faridkot	Faridkot	AAP	7,92,071	0	23,00,694	40,00,000 40 Lacs+	30,92,765 30 Lacs+	9,07,235 9 Lacs+	77%
4	Kuljit Singh Randhawa	Sahibzada Ajit Singh Nagar	Dera Bassi	AAP	20,39,765	21,830	10,00,212	40,00,000 40 Lacs+	30,61,807 30 Lacs+	9,38,193 9 Lacs+	77%
5	Narinder Kaur Bharaj	Sangrur	Sangrur	AAP	25,95,764	4,15,022	0	40,00,000 40 Lacs+	30,10,786 30 Lacs+	9,89,214 9 Lacs+	75%
6	Harpal Singh Cheema	Sangrur	Dirba (Sc)	AAP	16,17,628	1,71,100	10,50,270	40,00,000 40 Lacs+	28,38,998 28 Lacs+	11,61,002 11 Lacs+	71%
7	Jangi Lal Mahajan	Hoshiarpur	Mukerian	BJP	25,39,149	1,31,863	1,46,630	40,00,000 40 Lacs+	28,17,643 28 Lacs+	11,82,357 11 Lacs+	70%
8	Manpreet Singh Ayali	Ludhiana	Dakha	SAD	9,61,785	0	17,37,614	40,00,000 40 Lacs+	26,99,400 26 Lacs+	13,00,600 13 Lacs+	67%
9	Balbir Singh	Patiala	Patiala Rural	AAP	14,63,012	935	12,15,075	40,00,000 40 Lacs+	26,79,030 26 Lacs+	13,20,970 13 Lacs+	67%
10	Avtar Singh Junior	Jalandhar	Jalandhar North	INC	19,07,279	0	7,52,681	40,00,000 40 Lacs+	26,59,960 26 Lacs+	13,40,040 13 Lacs+	66%

Table: Top 10 MLAs who declared highest expenses

Data in this Kit is presented in good faith, with an intention to inform voters. MLAs' Election Expenditure affidavits from the CEO Website (<https://www.ceopunjab.gov.in/index>) is the source of this analysis. Website:- www.adrindia.org, www.myneta.info

10 MLAs with lowest election expenses declared

S.No.	Name	District	Constituency	Party	Expenditure incurred by MLA			Expense Limit (Rs.)	Total expenses incurred (Rs.)	Difference between Total Expense incurred and Expense Limit (Rs.)	% of limit reached
					MLA/his election agent (Rs.)	By Political Party (Rs.)	Any other association/ body of persons/ individual (Rs.)				
1	Jai Krishan	Hoshiarpur	Garhshankar	AAP	5,71,287	0	0	40,00,000 40 Lacs+	5,71,287 5 Lacs+	34,28,713 34 Lacs+	14%
2	Gurlal Ghanaur	Patiala	Ghanaur	AAP	1,94,635	0	6,12,918	40,00,000 40 Lacs+	8,07,554 8 Lacs+	31,92,446 31 Lacs+	20%
3	Amrinder Singh Raja Warring	Sri Muktsar Sahib	Gidderbaha	INC	8,25,981	0	0	40,00,000 40 Lacs+	8,25,981 8 Lacs+	31,74,019 31 Lacs+	21%
4	Jagsir Singh	Bathinda	Bhucho Mandi (Sc)	AAP	2,85,000	0	5,47,622	40,00,000 40 Lacs+	8,32,622 8 Lacs+	31,67,378 31 Lacs+	21%
5	Gurinder Singh	Fatehgarh Sahib	Amloh	AAP	8,42,804	21,830	0	40,00,000 40 Lacs+	8,64,634 8 Lacs+	31,35,366 31 Lacs+	22%
6	Sarvan Singh Dhun	Tarn Taran	Khem Karan	AAP	9,65,014	0	0	40,00,000 40 Lacs+	9,65,014 9 Lacs+	30,34,986 30 Lacs+	24%
7	Hardeep Singh Mundian	Ludhiana	Sahnewal	AAP	3,89,619	0	6,04,575	40,00,000 40 Lacs+	9,94,194 9 Lacs+	30,05,806 30 Lacs+	25%
8	Neena Mittal	Patiala	Rajpura	AAP	9,34,914	0	60,000	40,00,000 40 Lacs+	9,94,914 9 Lacs+	30,05,086 30 Lacs+	25%
9	Amandeep Singh Musafir	Fazilka	Balluana (Sc)	AAP	10,00,318	0	0	40,00,000 40 Lacs+	**10,00,318 10 Lacs+	29,99,682 29 Lacs+	25%
10	Sukhwinder Singh Kotli	Jalandhar	Adampur (Sc)	INC	8,36,441	0	1,36,616	40,00,000 40 Lacs+	10,02,441 10 Lacs+	29,97,559 29 Lacs+	25%

Table: 10 MLAs who declared lowest expenses

***on total expenses value indicates that the MLA has not provided the total in their affidavits, it has been calculated on the basis of details provided by them in the same*

Data in this Kit is presented in good faith, with an intention to inform voters. MLAs' Election Expenditure affidavits from the CEO Website (<https://www.ceopunjab.gov.in/index>) is the source of this analysis. Website:- www.adrindia.org, www.myneta.info

Summary and Highlights of Funds Raised by MLAs in the Punjab Assembly 2022 Elections

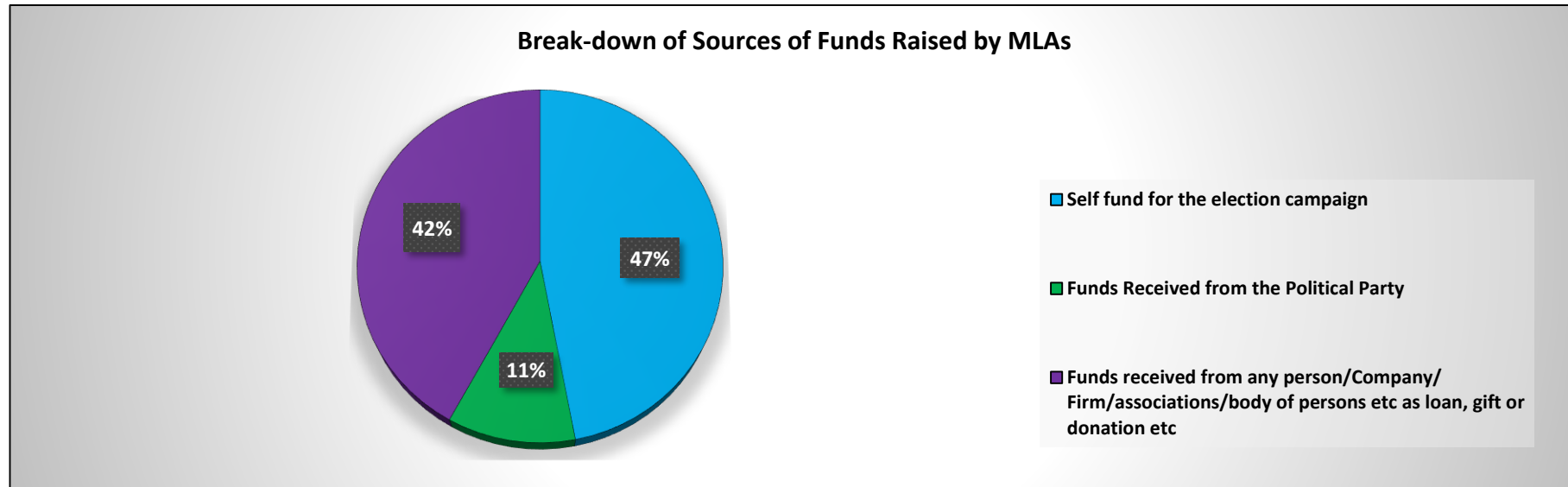


Figure: Percentage Break-down of Funds Raised by MLAs

- 1. Percentage break-down of funds received by MLAs:** Out of the total funds received by MLAs, **11% funds were raised from political parties, 47% were raised by MLAs themselves and 42% funds were raised from other sources.**
- 2. MLAs Who Raised Funds from Political Parties:** Out of the 117 MLAs analyzed, **41 (35%) MLAs** have declared that **they have received funds from political parties** and **76 (65%) MLAs** have declared that **they have not received any funds from political parties.**
- 3. MLAs Who Raised Funds through any person/ company/ firm/ associations/ body of persons etc as loan, gift or donation etc:** Out of the 117 MLAs analyzed, **88 (75%) MLAs** have declared that **they have received funds from any person/ company/ firm/ associations/ body of**

Data in this Kit is presented in good faith, with an intention to inform voters. MLAs' Election Expenditure affidavits from the CEO Website (<https://www.ceopunjab.gov.in/index>) is the source of this analysis. Website:- www.adrindia.org, www.myneta.info

persons etc as loan, gift or donation etc. and **29 (25%) MLAs** have declared that **they have not received any funds from any person/ company/ firm/ associations/ body of persons etc as loan, gift or donation etc.**

4. **Self-funds used for election campaign:** Out of the 117 MLAs analyzed, **113 (97%) MLAs** have declared that **they have used their own funds for their election campaign** and **4(3%) MLAs** have declared that **they have not used any of their own funds for their election campaign**
5. **Average funds raised from Political Parties (Party-wise):** On an average a MLA from **BJP** raised **88.24%** and on an average a MLA from **AAP** raised **8.41%** of his/her election expense funds from the political party.
6. **Average funds raised through any person/company/firm/associations/body of persons etc as loan, gift or donation etc (Party-wise):** On an average a MLA from **AAP** raised **47.03%** of his/her election expense funds from any person/company/firm/associations/body of persons etc. as loan, gift or donation. Similarly, a MLA from **SAD** raised on an average **53.92%** of their expense funds from any person/ company/ firm/ associations/ body of persons etc. as loan, gift or donation.

Average self-funds used for Election Campaign (Party-wise)

S.No.	Party	No. of MLAs Analyzed	Average Total (Rs.)	Average Self Funds (Rs.)	% of Average Total
1	AAP	92	15,04,503.76 15 Lacs+	6,70,693.30 6 Lacs+	44.57 %
2	INC	18	17,98,959.66 17 Lacs+	10,72,794.33 10 Lacs+	59.63 %
3	SAD	3	13,29,753 13 Lacs+	6,12,710.33 6 Lacs+	46.07 %
4	BJP	2	21,68,376 21 Lacs+	2,55,000 2 Lacs+	11.75 %
5	BSP	1	17,62,345 17 Lacs+	6,46,287 6 Lacs+	36.67 %
6	IND	1	30,25,000 30 Lacs+	30,25,000 30 Lacs+	100 %

Table: Average self-funds used for Election Campaign (Party-wise)

Data in this Kit is presented in good faith, with an intention to inform voters. MLAs' Election Expenditure affidavits from the CEO Website (<https://www.ceopunjab.gov.in/index>) is the source of this analysis. Website:- www.adrindia.org, www.myneta.info

Average funds raised from Political Parties (Party-wise)

S.No.	Party	No. of MLAs Analyzed	Average Total (Rs.)	Average Party Funds (Rs.)	% of Average Total
1	AAP	92	15,04,503.76 15 Lacs+	1,26,594.22 1 Lacs+	8.41 %
2	INC	18	17,98,959.66 17 Lacs+	2,83,333.33 2 Lacs+	15.74 %
3	SAD	3	13,29,753 13 Lacs+	0	0 %
4	BJP	2	21,68,376 21 Lacs+	19,13,376 19 Lacs+	88.24 %
5	BSP	1	17,62,345 17 Lacs+	0	0 %
6	IND	1	30,25,000 30 Lacs+	0	0 %

Table: Average funds raised from Political Parties (Party-wise)

Average funds raised from Other Sources (Party-wise)

S.No.	Party	No. of MLAs Analyzed	Average Total (Rs.)	Average Funds from other organizations and bodies (Rs.)	% of Average Total
1	AAP	92	15,04,503.76 15 Lacs+	7,07,596.65 7 Lacs+	47.03 %
2	INC	18	17,98,959.66 17 Lacs+	4,42,832 4 Lacs+	24.61 %
3	SAD	3	13,29,753 13 Lacs+	7,17,042.66 7 Lacs+	53.92 %
4	BJP	2	21,68,376 21 Lacs+	0	0 %
5	BSP	1	17,62,345 17 Lacs+	11,16,058 11 Lacs+	63.32 %
6	IND	1	30,25,000 30 Lacs+	0	0 %

Table: Average funds raised from Other Sources (Party-wise)

Data in this Kit is presented in good faith, with an intention to inform voters. MLAs' Election Expenditure affidavits from the CEO Website (<https://www.ceopunjab.gov.in/index>) is the source of this analysis. Website:- www.adrindia.org, www.myneta.info

Election expenses declared by MLAs in Punjab Assembly Elections, 2022: Full Details

S.No.	Name	District	Constituency	Party	Expenditure incurred by MLA			Expense Limit (Rs.)	Total expenses incurred (Rs.)	Difference between Total Expense incurred and Expense Limit (Rs.)	% of limit reached
					MLA/his election agent (Rs.)	By Political Party (Rs.)	Any other association/ body of persons/ individual (Rs.)				
1	Bhagwant Mann	Sangrur	Dhuri	AAP	32,00,000	0	2,94,319	40,00,000 40 Lacs+	34,94,319 34 Lacs+	5,05,681 5 Lacs+	87%
2	Kulwant Singh	Sahibzada Ajit Singh Nagar	S.A.S. Nagar	AAP	17,24,911	0	16,53,173	40,00,000 40 Lacs+	33,78,084 33 Lacs+	6,21,916 6 Lacs+	84%
3	Gurdit Singh Sekhon	Faridkot	Faridkot	AAP	7,92,071	0	23,00,694	40,00,000 40 Lacs+	30,92,765 30 Lacs+	9,07,235 9 Lacs+	77%
4	Kuljit Singh Randhawa	Sahibzada Ajit Singh Nagar	Dera Bassi	AAP	20,39,765	21,830	10,00,212	40,00,000 40 Lacs+	30,61,807 30 Lacs+	9,38,193 9 Lacs+	77%
5	Narinder Kaur Bharaj	Sangrur	Sangrur	AAP	25,95,764	4,15,022	0	40,00,000 40 Lacs+	30,10,786 30 Lacs+	9,89,214 9 Lacs+	75%
6	Harpal Singh Cheema	Sangrur	Dirba (Sc)	AAP	16,17,628	1,71,100	10,50,270	40,00,000 40 Lacs+	28,38,998 28 Lacs+	11,61,002 11 Lacs+	71%
7	Jangi Lal Mahajan	Hoshiarpur	Mukerian	BJP	25,39,149	1,31,863	1,46,630	40,00,000 40 Lacs+	28,17,643 28 Lacs+	11,82,357 11 Lacs+	70%
8	Manpreet Singh Ayali	Ludhiana	Dakha	SAD	9,61,785	0	17,37,614	40,00,000 40 Lacs+	26,99,400 26 Lacs+	13,00,600 13 Lacs+	67%
9	Balbir Singh	Patiala	Patiala Rural	AAP	14,63,012	935	12,15,075	40,00,000 40 Lacs+	26,79,030 26 Lacs+	13,20,970 13 Lacs+	67%
10	Avtar Singh Junior	Jalandhar	Jalandhar North	INC	19,07,279	0	7,52,681	40,00,000 40 Lacs+	26,59,960 26 Lacs+	13,40,040 13 Lacs+	66%
11	Daljit Singh Grewal	Ludhiana	Ludhiana East	AAP	17,52,950	0	8,75,025	40,00,000 40 Lacs+	26,27,975 26 Lacs+	13,72,025 13 Lacs+	66%
12	Tripat Rajinder Singh	Gurdaspur	Fatehgarh Churian	INC	8,63,146	1,00,000	16,45,238	40,00,000 40 Lacs+	26,08,384 26 Lacs+	13,91,616 13 Lacs+	65%
13	Gurpreet Bassi Gogi	Ludhiana	Ludhiana West	AAP	19,97,082	0	6,05,934	40,00,000 40 Lacs+	26,03,016 26 Lacs+	13,96,984 13 Lacs+	65%
14	Dr.Ravjot Singh	Hoshiarpur	Sham Chaurasi (Sc)	AAP	25,66,120	0	25,000	40,00,000 40 Lacs+	25,91,120 25 Lacs+	14,08,880 14 Lacs+	65%

Data in this Kit is presented in good faith, with an intention to inform voters. MLAs' Election Expenditure affidavits from the CEO Website (<https://www.ceopunjab.gov.in/index>) is the source of this analysis. Website:- www.adrindia.org, www.myneta.info

S.No.	Name	District	Constituency	Party	Expenditure incurred by MLA			Expense Limit (Rs.)	Total expenses incurred (Rs.)	Difference between Total Expense incurred and Expense Limit (Rs.)	% of limit reached
					MLA/his election agent (Rs.)	By Political Party (Rs.)	Any other association/ body of persons/ individual (Rs.)				
15	Prof. Jaswant Singh Gajjan Majra	Malerkotla	Amargarh	AAP	16,11,237	0	9,49,968	40,00,000 40 Lacs+	25,61,205 25 Lacs+	14,38,795 14 Lacs+	64%
16	Jiwan Singh Sangowal	Ludhiana	Gill (Sc)	AAP	7,26,376	0	18,04,453	40,00,000 40 Lacs+	25,30,829 25 Lacs+	14,69,171 14 Lacs+	63%
17	Kuldeep Singh Dhaliwal	Amritsar	Ajnala	AAP	25,21,278	0	0	40,00,000 40 Lacs+	25,21,278 25 Lacs+	14,78,722 14 Lacs+	63%
18	Barindermeet Singh Pahra	Gurdaspur	Gurdaspur	INC	12,65,025	0	12,33,302	40,00,000 40 Lacs+	24,98,327 24 Lacs+	15,01,673 15 Lacs+	62%
19	Hardev Singh Laddi	Jalandhar	Shahkot	INC	16,62,366	2,57,190	5,66,780	40,00,000 40 Lacs+	24,86,336 24 Lacs+	15,13,664 15 Lacs+	62%
20	Madan Lal Bagga	Ludhiana	Ludhiana North	AAP	13,67,716	0	10,83,663	40,00,000 40 Lacs+	24,51,379 24 Lacs+	15,48,621 15 Lacs+	61%
21	Ashwani Kumar Sharma	Pathankot	Pathankot	BJP	13,36,752	2,29,320	8,75,588	40,00,000 40 Lacs+	24,41,660 24 Lacs+	15,58,340 15 Lacs+	61%
22	Partap Singh Bajwa	Gurdaspur	Qadian	INC	18,75,847	0	5,65,740	40,00,000 40 Lacs+	24,41,588 24 Lacs+	15,58,412 15 Lacs+	61%
23	Inderbir Singh Nijjar	Amritsar	Amritsar South	AAP	16,78,194	23,600	7,24,080	40,00,000 40 Lacs+	24,25,874 24 Lacs+	15,74,126 15 Lacs+	61%
24	Jagroop Singh Gill	Bathinda	Bathinda Urban	AAP	12,82,252	0	11,01,528	40,00,000 40 Lacs+	23,83,780 23 Lacs+	16,16,220 16 Lacs+	60%
25	Rana Inder Partap Singh	Kapurthala	Sultanpur Lodhi	IND	22,40,260	0	1,33,270	40,00,000 40 Lacs+	23,73,530 23 Lacs+	16,26,470 16 Lacs+	59%
26	Sukhjinder Singh Randhawa	Gurdaspur	Dera Baba Nanak	INC	15,38,309	0	8,22,063	40,00,000 40 Lacs+	23,60,372 23 Lacs+	16,39,628 16 Lacs+	59%
27	Balkar Singh Sidhu	Bathinda	Rampura Phul	AAP	14,16,134	56,900	8,75,213	40,00,000 40 Lacs+	23,48,247 23 Lacs+	16,51,753 16 Lacs+	59%
28	Lal Chand	Pathankot	Bhoa (Sc)	AAP	11,56,736	23,600	11,55,187	40,00,000 40 Lacs+	23,35,524 23 Lacs+	16,64,476 16 Lacs+	58%

Data in this Kit is presented in good faith, with an intention to inform voters. MLAs' Election Expenditure affidavits from the CEO Website (<https://www.ceopunjab.gov.in/index>) is the source of this analysis. Website:- www.adrindia.org, www.myneta.info

S.No.	Name	District	Constituency	Party	Expenditure incurred by MLA			Expense Limit (Rs.)	Total expenses incurred (Rs.)	Difference between Total Expense incurred and Expense Limit (Rs.)	% of limit reached
					MLA/his election agent (Rs.)	By Political Party (Rs.)	Any other association/ body of persons/ individual (Rs.)				
29	Gurmeet Singh Meet Hayer	Barnala	Barnala	AAP	6,74,682	0	16,24,801	40,00,000 40 Lacs+	22,99,483 22 Lacs+	17,00,517 17 Lacs+	57%
30	Sukhpal Singh Khaira	Kapurthala	Bholath	INC	16,66,927	0	6,30,834	40,00,000 40 Lacs+	22,97,761 22 Lacs+	17,02,239 17 Lacs+	57%
31	Kulwant Singh Sidhu	Ludhiana	Atam Nagar	AAP	10,02,121	0	12,93,162	40,00,000 40 Lacs+	22,95,284 22 Lacs+	17,04,716 17 Lacs+	57%
32	Devinderjeet Singh	Moga	Dharamkot	AAP	12,01,386	6,87,550	3,78,200	40,00,000 40 Lacs+	22,67,136 22 Lacs+	17,32,864 17 Lacs+	57%
33	Kultar Singh Sandhwan	Faridkot	Kotkapura	AAP	22,55,635	0	0	40,00,000 40 Lacs+	**22,55,635 22 Lacs+	17,44,365 17 Lacs+	56%
34	Amarpal Singh	Gurdaspur	Sri Hargobindpur (Sc)	AAP	4,69,934	15,120	17,93,333	40,00,000 40 Lacs+	22,54,787 22 Lacs+	17,45,213 17 Lacs+	56%
35	Amansher Singh (Shery Kalsi)	Gurdaspur	Batala	AAP	22,42,523	0	0	40,00,000 40 Lacs+	22,42,523 22 Lacs+	17,57,477 17 Lacs+	56%
36	Jasvir Singh Raja Gill	Hoshiarpur	Urmar	AAP	19,07,803	23,600	2,82,500	40,00,000 40 Lacs+	22,13,903 22 Lacs+	17,86,097 17 Lacs+	55%
37	Dr. Kashmir Singh Sohal	Tarn Taran	Tarn Taran	AAP	21,93,150	0	0	40,00,000 40 Lacs+	21,93,151 21 Lacs+	18,06,849 18 Lacs+	55%
38	Ajit Pal Singh Kohli	Patiala	Patiala	AAP	16,16,261	0	4,92,044	40,00,000 40 Lacs+	21,08,305 21 Lacs+	18,91,695 18 Lacs+	53%
39	Laljit Singh Bhullar	Tarn Taran	Patti	AAP	11,89,399	23,600	8,23,743	40,00,000 40 Lacs+	20,36,742 20 Lacs+	19,63,258 19 Lacs+	51%
40	Anmol Gagan Maan	Sahibzada Ajit Singh Nagar	Kharar	AAP	5,62,524	0	14,62,864	40,00,000 40 Lacs+	20,25,388 20 Lacs+	19,74,612 19 Lacs+	51%
41	Chetan Singh Jouramajra	Patiala	Samana	AAP	20,20,194	0	0	40,00,000 40 Lacs+	20,20,194 20 Lacs+	19,79,806 19 Lacs+	51%
42	Ganieve Kaur Majithia	Amritsar	Majitha	SAD	7,34,120	1,079	12,66,984	40,00,000 40 Lacs+	20,02,183 20 Lacs+	19,97,817 19 Lacs+	50%

Data in this Kit is presented in good faith, with an intention to inform voters. MLAs' Election Expenditure affidavits from the CEO Website (<https://www.ceopunjab.gov.in/index>) is the source of this analysis. Website:- www.adrindia.org, www.myneta.info

S.No.	Name	District	Constituency	Party	Expenditure incurred by MLA			Expense Limit (Rs.)	Total expenses incurred (Rs.)	Difference between Total Expense incurred and Expense Limit (Rs.)	% of limit reached
					MLA/his election agent (Rs.)	By Political Party (Rs.)	Any other association/ body of persons/ individual (Rs.)				
43	Narinder Pal Singh Sawna	Fazilka	Fazilka	AAP	19,22,174	7,77,780	0	40,00,000 40 Lacs+	19,99,954 19 Lacs+	20,00,046 20 Lacs+	50%
44	Dr. Amandeep Kaur Arora	Moga	Moga	AAP	14,66,314	2,50,200	2,50,111	40,00,000 40 Lacs+	19,66,625 19 Lacs+	20,33,375 20 Lacs+	49%
45	Prof. Baljinder Kaur	Bathinda	Talwandi Sabo	AAP	5,98,087	23,600	13,39,926	40,00,000 40 Lacs+	19,61,613 19 Lacs+	20,38,387 20 Lacs+	49%
46	Mohammad Jamil Ur Rehman	Malerkotla	Malerkotla	AAP	16,50,956	0	2,89,290	40,00,000 40 Lacs+	19,40,226 19 Lacs+	20,59,774 20 Lacs+	49%
47	Harjot Singh Bains	Rupnagar	Anandpur Sahib	AAP	4,90,964	0	14,22,319	40,00,000 40 Lacs+	19,13,283 19 Lacs+	20,86,717 20 Lacs+	48%
48	Rajneesh Kumar Dahiya	Firozpur	Firozpur Rural (Sc)	AAP	30,24,127	23,600	0	40,00,000 40 Lacs+	19,08,973 19 Lacs+	20,91,027 20 Lacs+	48%
49	Dinesh Kumar Chadha	Rupnagar	Rupnagar	AAP	7,05,710	0	11,38,228	40,00,000 40 Lacs+	18,43,938 18 Lacs+	21,56,062 21 Lacs+	46%
50	Barinder Kumar Goyal	Sangrur	Lehra	AAP	12,01,630	23,600	5,43,737	40,00,000 40 Lacs+	17,68,967 17 Lacs+	22,31,033 22 Lacs+	44%
51	Kunwar Vijay Pratap Singh	Amritsar	Amritsar North	AAP	17,66,546	0	2,000	40,00,000 40 Lacs+	17,68,546 17 Lacs+	22,31,454 22 Lacs+	44%
52	Sukhveer Singh Maiserkhana	Bathinda	Maur	AAP	11,48,089	23,600	5,85,388	40,00,000 40 Lacs+	17,57,077 17 Lacs+	22,42,923 22 Lacs+	44%
53	Rana Gurjeet Singh	Kapurthala	Kapurthala	INC	10,82,745	3,42,286	3,30,902	40,00,000 40 Lacs+	17,55,933 17 Lacs+	22,44,067 22 Lacs+	44%
54	Sarvjit Kaur Manuke	Ludhiana	Jagraon (Sc)	AAP	13,66,327	0	3,63,505	40,00,000 40 Lacs+	17,29,832 17 Lacs+	22,70,168 22 Lacs+	43%
55	Nachhatar Pal	Shaheed Bhagat Singh Nagar	Nawan Shahr	BSP	17,02,160	0	0	40,00,000 40 Lacs+	17,02,160 17 Lacs+	22,97,840 22 Lacs+	43%
56	Dr. Baljit Kaur	Sri Muktsar Sahib	Malout (Sc)	AAP	14,15,752	23,600	2,61,420	40,00,000 40 Lacs+	17,00,772 17 Lacs+	22,99,228 22 Lacs+	43%

Data in this Kit is presented in good faith, with an intention to inform voters. MLAs' Election Expenditure affidavits from the CEO Website (<https://www.ceopunjab.gov.in/index>) is the source of this analysis. Website:- www.adrindia.org, www.myneta.info

S.No.	Name	District	Constituency	Party	Expenditure incurred by MLA			Expense Limit (Rs.)	Total expenses incurred (Rs.)	Difference between Total Expense incurred and Expense Limit (Rs.)	% of limit reached
					MLA/his election agent (Rs.)	By Political Party (Rs.)	Any other association/ body of persons/ individual (Rs.)				
57	Manjit Singh Bilaspur	Moga	Nihal Singh Wala (Sc)	AAP	10,27,506	0	6,70,050	40,00,000 40 Lacs+	16,97,556 16 Lacs+	23,02,444 23 Lacs+	42%
58	Jagdeep Singh (Kaka Brar)	Sri Muktsar Sahib	Muktsar	AAP	16,75,018	0	0	40,00,000 40 Lacs+	**16,75,018 16 Lacs+	23,24,982 23 Lacs+	42%
59	Santosh Kumari Katariaa	Shaheed Bhagat Singh Nagar	Balachaur	AAP	16,52,078	0	0	40,00,000 40 Lacs+	16,52,078 16 Lacs+	23,47,922 23 Lacs+	41%
60	Amit Rattan	Bathinda	Bathinda Rural (Sc)	AAP	10,56,610	0	4,23,670	40,00,000 40 Lacs+	16,35,370 16 Lacs+	23,64,630 23 Lacs+	41%
61	Dr. Jasbir Singh Sandhu	Amritsar	Amritsar West (Sc)	AAP	16,32,892	0	0	40,00,000 40 Lacs+	16,32,892 16 Lacs+	23,67,108 23 Lacs+	41%
62	Amritpal Singh Sukhanand	Moga	Bagha Purana	AAP	2,50,280	0	13,72,986	40,00,000 40 Lacs+	16,23,266 16 Lacs+	23,76,734 23 Lacs+	41%
63	Raman Arora	Jalandhar	Jalandhar Central	AAP	10,69,871	23,600	5,24,596	40,00,000 40 Lacs+	16,18,067 16 Lacs+	23,81,933 23 Lacs+	40%
64	Balwinder Singh Dhaliwal	Kapurthala	Phagwara (Sc)	INC	10,00,862	2,35,486	3,66,617	40,00,000 40 Lacs+	16,02,965 16 Lacs+	23,97,035 23 Lacs+	40%
65	Aman Arora	Sangrur	Sunam	AAP	13,65,409	0	2,30,686	40,00,000 40 Lacs+	15,96,095 15 Lacs+	24,03,905 24 Lacs+	40%
66	Pargat Singh Powar	Jalandhar	Jalandhar Cantt	INC	9,89,926	0	6,04,347	40,00,000 40 Lacs+	15,94,273 15 Lacs+	24,05,727 24 Lacs+	40%
67	Manjinder Singh Lalpura	Tarn Taran	Khadur Sahib	AAP	9,68,102	70,218	5,46,840	40,00,000 40 Lacs+	15,85,161 15 Lacs+	24,14,839 24 Lacs+	40%
68	Aruna Chaudhary	Gurdaspur	Dina Nagar (Sc)	INC	11,30,861	0	4,45,379	40,00,000 40 Lacs+	**15,76,240 15 Lacs+	24,23,760 24 Lacs+	39%
69	Labh Singh Ugoke	Barnala	Bhadaur (Sc)	AAP	10,85,028	0	4,82,248	40,00,000 40 Lacs+	15,67,276 15 Lacs+	24,32,724 24 Lacs+	39%
70	Bram Shanker (Jimpa)	Hoshiarpur	Hoshiarpur	AAP	13,91,503	23,600	1,46,392	40,00,000 40 Lacs+	15,61,495 15 Lacs+	24,38,505 24 Lacs+	39%

Data in this Kit is presented in good faith, with an intention to inform voters. MLAs' Election Expenditure affidavits from the CEO Website (<https://www.ceopunjab.gov.in/index>) is the source of this analysis. Website:- www.adrindia.org, www.myneta.info

S.No.	Name	District	Constituency	Party	Expenditure incurred by MLA			Expense Limit (Rs.)	Total expenses incurred (Rs.)	Difference between Total Expense incurred and Expense Limit (Rs.)	% of limit reached
					MLA/his election agent (Rs.)	By Political Party (Rs.)	Any other association/ body of persons/ individual (Rs.)				
71	Sandeep Jakhar	Fazilka	Abohar	INC	15,09,121	0	38,032	40,00,000 40 Lacs+	15,47,153 15 Lacs+	24,52,847 24 Lacs+	39%
72	Sukhwinder Kumar	Shaheed Bhagat Singh Nagar	Banga (Sc)	SAD	15,43,304	0	0	40,00,000 40 Lacs+	**15,43,304 15 Lacs+	24,56,696 24 Lacs+	39%
73	Harmit Singh Pathanmajra	Patiala	Sanour	AAP	3,33,115	0	12,00,169	40,00,000 40 Lacs+	15,33,284 15 Lacs+	24,66,716 24 Lacs+	38%
74	Ranbir Singh	Ferozpur	Ferozpur City	AAP	14,86,550	23,600	0	40,00,000 40 Lacs+	15,10,150 15 Lacs+	24,89,850 24 Lacs+	38%
75	Vijay Singla	Mansa	Mansa	AAP	4,94,284	0	10,04,567	40,00,000 40 Lacs+	14,98,852 14 Lacs+	25,01,148 25 Lacs+	37%
76	Dr. Raj Kumar	Hoshiarpur	Chabbewal (Sc)	INC	11,28,118	16,880	3,42,626	40,00,000 40 Lacs+	14,87,624 14 Lacs+	25,12,376 25 Lacs+	37%
77	Gurdev Singh Dev Maan	Patiala	Nabha (Sc)	AAP	14,60,835	23,600	0	40,00,000 40 Lacs+	14,84,435 14 Lacs+	25,15,565 25 Lacs+	37%
78	Jeevan Jyot Kaur	Amritsar	Amritsar East	AAP	13,85,464	0	94,500	40,00,000 40 Lacs+	14,79,964 14 Lacs+	25,20,036 25 Lacs+	37%
79	Ashok Parashar (Pappi)	Ludhiana	Ludhiana Central	AAP	8,55,229	23,600	5,75,162	40,00,000 40 Lacs+	14,53,991 14 Lacs+	25,46,009 25 Lacs+	36%
80	Balkar Singh	Jalandhar	Kartarpur (Sc)	AAP	7,33,684	3,90,078	3,18,154	40,00,000 40 Lacs+	14,41,916 14 Lacs+	25,58,084 25 Lacs+	36%
81	Rupinder Singh	Fatehgarh Sahib	Bassi Pathana (Sc)	AAP	13,98,460	23,600	0	40,00,000 40 Lacs+	14,22,060 14 Lacs+	25,77,940 25 Lacs+	36%
82	Ajay Gupta	Amritsar	Amritsar Central	AAP	14,10,276	0	0	40,00,000 40 Lacs+	14,10,276 14 Lacs+	25,89,724 25 Lacs+	35%
83	Budh Ram	Mansa	Budhlada (Sc)	AAP	13,89,262	0	0	40,00,000 40 Lacs+	13,89,262 13 Lacs+	26,10,738 26 Lacs+	35%
84	Jagdeep Kamboj	Fazilka	Jalalabad	AAP	13,49,526	0	36,755	40,00,000 40 Lacs+	13,86,281 13 Lacs+	26,13,719 26 Lacs+	35%

Data in this Kit is presented in good faith, with an intention to inform voters. MLAs' Election Expenditure affidavits from the CEO Website (<https://www.ceopunjab.gov.in/index>) is the source of this analysis. Website:- www.adrindia.org, www.myneta.info

S.No.	Name	District	Constituency	Party	Expenditure incurred by MLA			Expense Limit (Rs.)	Total expenses incurred (Rs.)	Difference between Total Expense incurred and Expense Limit (Rs.)	% of limit reached
					MLA/his election agent (Rs.)	By Political Party (Rs.)	Any other association/body of persons/ individual (Rs.)				
85	Karambir Singh	Hoshiarpur	Dasuya	AAP	4,48,282	0	7,77,298	40,00,000 40 Lacs+	13,60,580 13 Lacs+	26,39,420 26 Lacs+	34%
86	Tarunpreet Singh Sond	Ludhiana	Khanna	AAP	12,48,978	23,600	70,500	40,00,000 40 Lacs+	13,43,078 13 Lacs+	26,56,922 26 Lacs+	34%
87	Gurmeet Singh Khudian	Sri Muktsar Sahib	Lambi	AAP	6,97,812	0	6,24,580	40,00,000 40 Lacs+	13,22,392 13 Lacs+	26,77,608 26 Lacs+	33%
88	Sheetal Angural	Jalandhar	Jalandhar West (Sc)	AAP	9,04,382	23,600	3,81,575	40,00,000 40 Lacs+	13,09,557 13 Lacs+	26,90,443 26 Lacs+	33%
89	Vikramjit Singh Chaudhary	Jalandhar	Phillaur (Sc)	INC	13,07,884	0	0	40,00,000 40 Lacs+	13,07,884 13 Lacs+	26,92,116 26 Lacs+	33%
90	Amolak Singh	Faridkot	Jaitu (Sc)	AAP	9,81,674	0	3,25,741	40,00,000 40 Lacs+	13,07,415 13 Lacs+	26,92,585 26 Lacs+	33%
91	Rajinder Pal Kaur	Ludhiana	Ludhiana South	AAP	11,11,085	50,000	1,25,000	40,00,000 40 Lacs+	12,86,085 12 Lacs+	27,13,915 27 Lacs+	32%
92	Jagtar Singh	Ludhiana	Samrala	AAP	12,58,836	0	0	40,00,000 40 Lacs+	12,58,836 12 Lacs+	27,41,164 27 Lacs+	31%
93	Dalbir Singh Tong	Amritsar	Baba Bakala (Sc)	AAP	10,74,123	23,600	1,60,285	40,00,000 40 Lacs+	12,58,008 12 Lacs+	27,41,992 27 Lacs+	31%
94	Kulwant Singh Bazigar	Patiala	Shutrana (Sc)	AAP	12,29,372	0	0	40,00,000 40 Lacs+	12,29,372 12 Lacs+	27,70,628 27 Lacs+	31%
95	Gurpreet Singh Banawali	Mansa	Sardulgarh	AAP	6,53,207	24,093	5,51,975	40,00,000 40 Lacs+	12,29,275 12 Lacs+	27,70,725 27 Lacs+	31%
96	Hakam Singh	Ludhiana	Raikot (Sc)	AAP	7,52,393	0	4,50,594	40,00,000 40 Lacs+	12,02,997 12 Lacs+	27,97,003 27 Lacs+	30%
97	Sukhbinder Singh Sarkaria	Amritsar	Raja Sansi	INC	11,91,773	0	0	40,00,000 40 Lacs+	**11,91,773 11 Lacs+	28,08,227 28 Lacs+	30%
98	Inderjit Kaur Mann	Jalandhar	Nakodar	AAP	6,28,951	6,067	5,50,022	40,00,000 40 Lacs+	11,85,040 11 Lacs+	28,14,960 28 Lacs+	30%

Data in this Kit is presented in good faith, with an intention to inform voters. MLAs' Election Expenditure affidavits from the CEO Website (<https://www.ceopunjab.gov.in/index>) is the source of this analysis. Website:- www.adrindia.org, www.myneta.info

S.No.	Name	District	Constituency	Party	Expenditure incurred by MLA			Expense Limit (Rs.)	Total expenses incurred (Rs.)	Difference between Total Expense incurred and Expense Limit (Rs.)	% of limit reached
					MLA/his election agent (Rs.)	By Political Party (Rs.)	Any other association/ body of persons/ individual (Rs.)				
99	Naresh Puri	Pathankot	Sujanpur	INC	9,65,109	0	2,19,362	40,00,000 40 Lacs+	11,84,471 11 Lacs+	28,15,529 28 Lacs+	30%
100	Lakhbir Singh Rai	Fatehgarh Sahib	Fatehgarh Sahib	AAP	10,75,231	23,600	82,500	40,00,000 40 Lacs+	11,81,331 11 Lacs+	28,18,669 28 Lacs+	30%
101	Jaswinder Singh	Amritsar	Attari (Sc)	AAP	9,56,257	23,600	1,78,290	40,00,000 40 Lacs+	11,58,147 11 Lacs+	28,41,853 28 Lacs+	29%
102	Fauja Singh	Firozpur	Guru Har Sahai	AAP	11,29,400	23,661	3,071	40,00,000 40 Lacs+	11,50,132 11 Lacs+	28,49,868 28 Lacs+	29%
103	Harbhajan Singh	Amritsar	Jandiala (Sc)	AAP	10,83,627	23,600	0	40,00,000 40 Lacs+	11,07,227 11 Lacs+	28,92,773 28 Lacs+	28%
104	Kulwant Singh Pandori	Barnala	Mehal Kalan (Sc)	AAP	5,72,939	0	5,19,017	40,00,000 40 Lacs+	10,91,956 10 Lacs+	29,08,044 29 Lacs+	27%
105	Charanjit Singh	Rupnagar	Chamkaur Sahib (Sc)	AAP	6,73,893	0	4,06,800	40,00,000 40 Lacs+	10,80,693 10 Lacs+	29,19,307 29 Lacs+	27%
106	Naresh Kataria	Firozpur	Zira	AAP	10,50,139	23,600	0	40,00,000 40 Lacs+	10,73,739 10 Lacs+	29,26,261 29 Lacs+	27%
107	Manwinder Singh Giaspura	Ludhiana	Payal (Sc)	AAP	10,49,146	0	0	40,00,000 40 Lacs+	10,49,146 10 Lacs+	29,50,854 29 Lacs+	26%
108	Sukhwinder Singh Kotli	Jalandhar	Adampur (Sc)	INC	8,36,441	0	1,36,616	40,00,000 40 Lacs+	10,02,441 10 Lacs+	29,97,559 29 Lacs+	25%
109	Amandeep Singh Musafir	Fazilka	Balluana (Sc)	AAP	10,00,318	0	0	40,00,000 40 Lacs+	**10,00,318 10 Lacs+	29,99,682 29 Lacs+	25%
110	Neena Mittal	Patiala	Rajpura	AAP	9,34,914	0	60,000	40,00,000 40 Lacs+	9,94,914 9 Lacs+	30,05,086 30 Lacs+	25%
111	Hardeep Singh Mundian	Ludhiana	Sahnawal	AAP	3,89,619	0	6,04,575	40,00,000 40 Lacs+	9,94,194 9 Lacs+	30,05,806 30 Lacs+	25%
112	Sarvan Singh Dhun	Tarn Taran	Khem Karan	AAP	9,65,014	0	0	40,00,000 40 Lacs+	9,65,014 9 Lacs+	30,34,986 30 Lacs+	24%

Data in this Kit is presented in good faith, with an intention to inform voters. MLAs' Election Expenditure affidavits from the CEO Website (<https://www.ceopunjab.gov.in/index>) is the source of this analysis. Website:- www.adrindia.org, www.myneta.info

S.No.	Name	District	Constituency	Party	Expenditure incurred by MLA			Expense Limit (Rs.)	Total expenses incurred (Rs.)	Difference between Total Expense incurred and Expense Limit (Rs.)	% of limit reached
					MLA/his election agent (Rs.)	By Political Party (Rs.)	Any other association/body of persons/individual (Rs.)				
113	Gurinder Singh	Fatehgarh Sahib	Amloh	AAP	8,42,804	21,830	0	40,00,000 40 Lacs+	8,64,634 8 Lacs+	31,35,366 31 Lacs+	22%
114	Jagsir Singh	Bathinda	Bhucho Mandi (Sc)	AAP	2,85,000	0	5,47,622	40,00,000 40 Lacs+	8,32,622 8 Lacs+	31,67,378 31 Lacs+	21%
115	Amrinder Singh Raja Warring	Sri Muktsar Sahib	Gidderbaha	INC	8,25,981	0	0	40,00,000 40 Lacs+	8,25,981 8 Lacs+	31,74,019 31 Lacs+	21%
116	Gurlal Ghanaur	Patiala	Ghanaur	AAP	1,94,635	0	6,12,918	40,00,000 40 Lacs+	8,07,554 8 Lacs+	31,92,446 31 Lacs+	20%
117	Jai Krishan	Hoshiarpur	Garhshankar	AAP	5,71,287	0	0	40,00,000 40 Lacs+	5,71,287 5 Lacs+	34,28,713 34 Lacs+	14%

Table: Election expenses declared by MLAs in Punjab Assembly Elections, 2022: Full Details

**on total expenses value indicates that the MLA has not provided the total in their expenditure affidavits, it has been calculated on the basis of details provided by them in the same

Upgraded MyNeta App

ADR Association for Democratic Reforms

myneta.info National Election Watch

Association for Democratic Reforms and National Election Watch present

THE UPGRADED
MYNETA APP

DOWNLOAD TODAY!

And be a part of our **#MeraVoteMeraDesh** Campaign

Scan the QR code to download

Visit our website:
www.adrindia.org
www.myneta.info

Data in this Kit is presented in good faith, with an intention to inform voters. MLAs' Election Expenditure affidavits from the CEO Website (<https://www.ceopunjab.gov.in/index>) is the source of this analysis. Website:- www.adrindia.org, www.myneta.info

Donate to ADR

We need your help to support our #MeraVoteMeraDesh campaign for upcoming State Assembly Elections. The campaign aims to eradicate corruption & criminalization in the political process, empower the voters through greater dissemination of information on the candidates and the parties.

You can contribute to us using the following QR Code or access the link on our website [here](#).



ADR Speaks Podcast


ADR Speaks is a podcast series on issues related to electoral & political reforms. It focuses on the findings of ADR reports analysing background details of candidates, sources of political parties' income, election expenditure, Electoral Bonds etc. In these episodes, ADR breaks down key findings of its reports for simple understanding & accessibility to the general public, enabling them to make an informed choice. ADR podcast will also host discussions with experts, research scholars, public intellectuals, former election officials etc. on issues concerning India's democratic politics. [Please click on the icon to access the episodes on ADR website.](#)



Listen to Our Podcast on



Other platforms





To Get Information About Candidates/Parties/MPs/MLAs/Corporators/PILs in courts

Journalist Helpline no: **8010394248**
Subscribe to ADR on **WhatsApp**
for updates: **7840067840**

Visit: **www.myneta.info, www.adrindia.org**
Email: **adr@adrindia.org**

To contact ADR State Partners, visit:
https://adrindia.org/about-adr/state-coordinators

Social Media

 /myneta.info
  /adr.new
  @adrspeaks
  /adrspeaks
  /adrspeaks
 <https://www.linkedin.com/company/association-for-democratic-reforms/>

Our Websites

<p>www.adrindia.org Provides detailed analytical reports of Lok Sabha, State Assemblies, local body elections & financial reports of political parties & ongoing PILs in courts</p>	<p>www.myneta.info Provides full information of criminal cases, asset, liability and education details declared by candidates in the self sworn affidavits</p>
--	---

Android Apps

<p>Myneta: The criminal, financial, educational & other background information self declared by candidates in their affidavits during elections is now available on your mobile phones.</p>	<p>Election Watch Reporter: This app provides a tool to the citizens to capture violations of election related laws & the code of conduct.</p>
--	---

Both the applications are available on Google Play Store

Office Address

Association for Democratic Reforms
T-95, CL House, Second Floor,
Near Gulmohar Commercial Complex, Gautam Nagar,
Landmark: Green Park Metro Station (GN exit),
New Delhi-110 049,
Tel.: 011- 41654200, Fax: 011 - 46094248

Contact Details

Punjab Election Watch

<p>Mr. Jaskirat Singh State Co-ordinator +91-93160-84953 jaskirats@gmail.com</p>	<p>Parvinder Singh Kittna State Co-ordinator +91 9814313162 pavikittna@gmail.com</p>
--	---

Association for Democratic Reforms/National Election Watch/ Punjab Election Watch

<p>Media and Journalist Helpline</p> <p>+91 80103 94248 Email: adr@adrindia.org</p>	<p>Maj.Gen. Anil Verma (Retd) Head Association for Democratic Reforms, National Election Watch 011 4165 4200, +91 88264 79910 adr@adrIndia.org, anilverma@adrindia.org</p>	<p>Prof Jagdeep Chhokar IIM Ahmedabad (Retd.) Founder Member, Association for Democratic Reforms, National Election Watch jchhokar@gmail.com</p>	<p>Prof Trilochan Sastry IIM Bangalore Founder Member, Association for Democratic Reforms, National Election Watch +91 94483 53285 tsastry@gmail.com</p>
--	--	---	--

DISCLAIMER

All information about MLAs, in this report has been taken from the election expenditure statements filed by them and submitted to the Chief Electoral Officer, Punjab. **ADR does not add or subtract any information, unless the EC changes the data. In particular, no unverified information from any other source is used.** Copies of election expenditure statements were obtained from the CEO's website (<https://www.ceopunjab.gov.in/index>) While all efforts have been made to ensure that the information is in keeping with what is mentioned in the election expenditure statements, in case of discrepancy between information in this report and that given in the election expenditure statements, the information reported in the election expenditure statements filed by MLAs should be treated as correct. Association for Democratic Reforms, Punjab Election Watch and their volunteers are not responsible or liable for any damage arising directly or indirectly from the publication of this report.

Data in this Kit is presented in good faith, with an intention to inform voters. MLAs' Election Expenditure affidavits from the CEO Website (<https://www.ceopunjab.gov.in/index>) is the source of this analysis. Website:- www.adrindia.org, www.myneta.info