

## **Ten Years of Election Watch in Punjab (2007-2017)**

### **Analysis of Criminal, Financial Background and Other Details of Candidates/ MPs/ MLAs**

## **Association for Democratic Reforms**

T-95A, C.L. House, 1st Floor,  
Near Gulmohar Commercial Complex  
Gautam Nagar,  
New Delhi-110 049  
Phone: +91-011-4165-4200  
Fax : +91-11-46094248  
Email : [adr@adrindia.org](mailto:adr@adrindia.org)

To report any electoral violations and malpractices during elections download the Election Watch Reporter (Android App)  
[https://play.google.com/store/apps/details?id=com.webrosoft.election\\_watch\\_reporter](https://play.google.com/store/apps/details?id=com.webrosoft.election_watch_reporter)

## Summary and Highlights

Following are the highlights that emerge from the analysis carried out by Association for Democratic Reforms (ADR) and Punjab Election Watch (PEW):-

- **Total number of candidates analysed:** A total of **3235** candidates who have contested either in the Parliamentary or State assembly elections since 2007 from Punjab have been analyzed by ADR and PEW.
- **Total number of MPs/MLAs analysed:** A total of **398** MPs/MLAs who have held seats either in the Parliamentary or State assembly elections since 2007 from Punjab have been analyzed by ADR and PEW.

### Criminal Background:

- **Candidates with criminal cases:** A total of **327(10%)** out of these 3235 candidates have declared criminal cases against themselves.
- **Candidates with serious criminal cases:** **177 (5%)** out of the 3235 candidates analyzed have declared serious criminal cases against themselves.
- **MPs/MLAs with criminal cases:** Out of 398 MPs/MLAs analyzed since 2007, **61(15%)** have declared criminal cases against themselves. **26 (7%)** have declared serious criminal cases against themselves.

### Financial Background:

- **Average assets of candidates who have contested elections:** The average assets of all candidates (3235) analyzed since 2007 is **Rs.3.16 crores**.
- **Average assets of MPs/MLAs:** The average assets of all MPs/MLAs (398) analyzed since 2007 is **Rs.10.21 crores**.

## Correlation between Criminal Cases and Financial Status:

Analysis of the data has revealed that money power and muscle power have a large bearing on the outcome of the election results.

- **Average assets of MP/MLAs with criminal cases:** The average assets of 61 MPs/MLAs (analyzed since 2007) with criminal cases is **Rs.15.90 crores** and for 26 MPs/MLAs with serious criminal charges is **Rs.22.53 crores**.

	Number of Candidates Analyzed	Number of MPs/MLAs Analyzed	Number of MPs/MLAs with criminal cases	Number of MPs/MLAs with Serious Charges
<b>Total</b>	3235	398	61	26
<b>Average Assets</b>	Rs.3.16 Crores	Rs. 10.21 Crores	Rs.15.90 Crores	Rs.22.53 Crores.

Table: Candidates/MPs/MLAs and Average assets

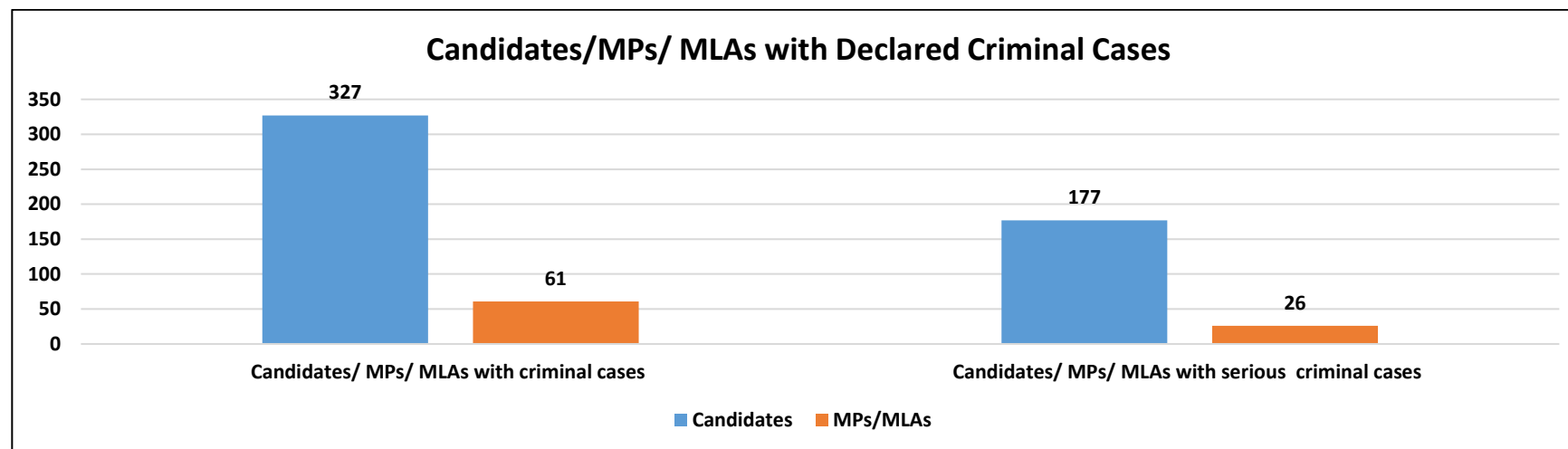


Figure: Candidates/MPs/MLAs with declared Criminal Cases

## Party Wise Analysis of All Candidates/MPs/MLAs Analysed Since 2007:

### Criminal Background:

- **Party wise candidates who have declared criminal cases:** **53(14%)** out of 387 candidates who have contested from **INC** since 2007 have declared criminal cases against themselves. **12 (9%)** out of 126 candidates who have contested from **AAP\***, **7 (9%)** out of 77 **BJP** candidates, **59 (19%)** out of 314 **SAD** candidates, **3 (50%)** out of 6 **Lok Insaaf Party** candidates and **88 (8%)** out of 1051 **Independent** candidates have declared criminal cases against themselves.  
*\*Aam Aadmi Party (AAP) was founded in 2012.*
- **Party wise candidates who have declared serious criminal cases:** **22(6%)** out of 387 candidates who have contested from **INC** since 2007 have declared serious criminal cases against themselves. **9 (7%)** out of 126 candidates who have contested from **AAP**, **2(3%)** out of 77 **BJP** candidates, **24 (8%)** out of 314 **SAD** candidates, **3 (50%)** out of 6 **Lok Insaaf Party** candidates and **58 (6%)** out of 1051 **Independent** candidates have declared serious criminal cases against themselves.
- **Party wise MPs/ MLAs with criminal cases:** Out of 184 MPs/ MLAs from **INC**, **27 (15%)** have declared criminal cases against themselves. **3(8%)** out of 40 MPs/MLAs from **BJP**, **4(17%)** out of 24 MPs/MLAs from **AAP**, **23(16%)** out of 140 MPs/MLAs from **SAD**, **2(100%)** out of 2 MPs / MLAs from **Lok Insaaf Party** and **2(25%)** out of 8 **Independent** MPs / MLAs have declared criminal cases against themselves.
- **Party wise MPs/MLAs with serious criminal cases:** Out of 184 MPs/ MLAs from **INC**, **13 (7%)** have declared serious criminal cases against themselves. **1(2.5%)** out of 40 MPs/MLAs from **BJP**, **1(4%)** out of 24 MPs/MLAs from **AAP**, **9(6%)** out of 140 MPs/MLAs from **SAD** and **2(100%)** out of 2 MPs / MLAs from **Lok Insaaf Party** have declared serious criminal cases against themselves.

### Financial Background:

- **Party wise average assets of candidates:** The average assets of 387 candidates from **INC** is **Rs. 9.91 crores** while 77 **BJP** candidates have declared average assets of **Rs. 7.66 crores**. The average assets of 314 **SAD** candidates is **Rs.8.67 crores**, average assets of 126 **AAP** candidates is **Rs.5.97 crores**, the average assets of 6 **Lok Insaaf Party** candidates is **Rs. 11.53 crores** and the average assets of 1051 **independent** candidates is **Rs.1.13 crores**
- **Party wise average assets of MPs/MLAs:** Since 2007 average assets of 184 MPs/MLAs from **INC** is **Rs.12.23 crores** while 40 **BJP** MPs/MLAs have average assets of **Rs.5.06 crores**. The average assets of 140 **SAD** MPs/MLAs is **Rs. 9.87 crores**, average assets of 24 **AAP** MPs/MLAs is **Rs. 7.48 crores**, average assets of 2 **Lok Insaaf Party** MPs/ MLAs is **Rs. 10.14 crores** and for 8 **independent** MPs/MLAs, the average assets is **Rs. 3.75 crores**.

Data in this Kit is presented in good faith, with an intention to inform voters. Candidates affidavits obtained from the ECI website ([www.eci.nic.in](http://www.eci.nic.in)) with nomination papers is the source of this analysis.

Website:- [www.adrindia.org](http://www.adrindia.org), [www.myneta.info](http://www.myneta.info)

The table below provides a party wise analysis of candidates/MPs/MLAs with declared criminal cases:

Party	Number of Candidates Analyzed	Number of Candidates with Criminal Cases	% of Candidates with Criminal Cases	Number of Candidates with Serious Criminal Charges	% of Candidates with Serious Criminal Charges	Number of MPs/MLAs Analyzed	MPs/MLAs with criminal cases	% MPs/MLAs with Criminal Cases	MPs/MLAs with Serious Criminal Charges	% MPs/MLAs with Serious Criminal Charges	Average Assets of Candidates (Rs.)	Average Assets of MPs/MLAs (Rs.)	Average Assets of MPs/MLAs with Criminal Cases (Rs.)	Average Assets of MPs/MLAs with Serious Criminal Charges (Rs.)
SAD	314	59	19%	24	8%	140	23	16%	9	6%	Rs. 8.67 crores	Rs. 9.87 crores	Rs. 12.29 crores	Rs. 22.83 crores
INC	387	53	14%	22	6%	184	27	15%	10	5%	Rs. 9.91 crores	Rs. 12.23 crores	Rs. 19.29 crores	Rs. 13.57 crores
BJP	77	7	9%	2	3%	40	3	8%	1	3%	Rs. 7.66 crores	Rs. 5.06 crores	Rs. 6.17 crores	Rs. 14.50 crores
AAP	126	12	9%	9	7%	24	4	17%	1	4%	Rs. 5.97 crores	Rs. 7.48 crores	Rs. 34.34 crores	Rs. 65.65 crores
Lok Insaaf Party	6	3	50%	3	50%	2	2	100%	2	100%	Rs. 11.53 crores	Rs. 10.14 crores	Rs. 10.14 crores	0
IND	1051	88	8%	58	6%	8	2	25%	0	0%	Rs. 1.13 crores	Rs. 3.75 crores	0	0
Others	1274	105	8%	59	5%	0	0	0%	0	0%	84.43 lakhs	0	0	0
<b>Grand total</b>	<b>3235</b>	<b>327</b>	<b>10%</b>	<b>177</b>	<b>5%</b>	<b>398</b>	<b>61</b>	<b>15%</b>	<b>26</b>	<b>7%</b>	<b>Rs. 3.16 crores</b>	<b>Rs.10.21 crores</b>	<b>Rs. 15.90 crores</b>	<b>Rs. 22.53 crores</b>

Table: Party wise analysis of candidates/MPs/MLAs with declared criminal cases

## Correlation between Criminal Cases Declared By Candidates and Their Chances of Winning:

Note:

$$\text{Chances of Winning for Candidates with Criminal Records} = \frac{\text{Winners with Criminal Record}}{\text{Total number of candidates with criminal record}}$$

$$\text{Chances of Winning for Candidates with Clean Records} = \frac{\text{Winners with Clean Record}}{\text{Total number of candidates with clean record}}$$

- **Total candidates with clean records:** Out of 3235 candidates analyzed since 2007, **2908** candidates have not declared any criminal cases, whereas **327** candidates declared criminal cases against themselves.
- **Total MPs/MLAs with clean records:** Out of the 398 MPs/MLAs analyzed since 2007, there have been **337** MPs/MLAs who have not declared any criminal cases, whereas **61** MPs/MLAs have declared criminal cases against themselves.
- **Chances of winning election with clean record:** There is only **12%** chances of winning an election for those with a clean record.
- **Chances of winning election with criminal records:** There is a **19%** chances of winning an election for those with criminal records.

The table below provides party wise analysis of candidates/ MPs / MLAs with clean record and with declared criminal cases:

Party	Number of Candidates Analyzed	Number of Candidates with Criminal Cases	Number of Candidates with Serious Criminal Charges	Number of MPs/MLAs Analyzed	MPs/MLAs with criminal cases	MPs/MLAs with Serious Criminal Charges	Candidates with Clean Record	MPs/MLAs with Clean Record	% Chances of winning with clean record	% Chances of winning with criminal record
SAD	314	59	24	140	23	9	255	117	46%	39%
INC	387	53	22	184	27	13	334	157	47%	51%
BJP	77	7	2	40	3	1	70	37	53%	43%
AAP	126	12	9	24	4	1	114	20	18%	33%
Lok Insaaf Party	6	3	3	2	2	2	3	0	0%	67%
IND	1051	88	58	8	2	0	963	6	1%	2%
Others	1274	105	59	0	0	0	1169	0	0%	0%
<b>Grand total</b>	<b>3235</b>	<b>327</b>	<b>177</b>	<b>398</b>	<b>61</b>	<b>26</b>	<b>2908</b>	<b>337</b>	<b>12%</b>	<b>19%</b>

Table: Party wise analysis of candidates/MLAs/MPs with clean record and criminal record

### Correlation between Education and Criminal Cases:

- **Candidates who are graduates (or above) and have declared criminal cases:** 1031(32%) out of 3235 candidates who have contested elections since 2007 have a graduate degree or above. 118 or 11% of the candidates with graduate or above degrees have declared criminal cases against themselves. 54 or 5% of the candidates with graduate or above degrees have declared serious criminal charges against themselves.
- **Candidates who are 12<sup>th</sup> pass (or below) and have criminal cases:** 2001(62%) out of 3235 candidates who have contested elections since 2007 are 12<sup>th</sup> Pass and below. 197 or 10% of the candidates who are 12<sup>th</sup> Pass and below have declared criminal cases against themselves. 120 or 6% have declared serious charges against themselves.
- **MPs/MLAs who are graduates (or above) and have declared criminal cases:** 37 or 16% out of the 225 MPs/MLAs who have graduate degree or above have declared criminal cases and 20 or 9% have declared serious criminal charges against themselves.

- **MPs/MLAs who are 12th pass (or below) and have criminal cases:** 170(43%) out of the total 398 MPs/MLAs analyzed since 2007 are 12<sup>th</sup> Pass and below. 24 or 14% of the 170 MPs/MLAs who are 12<sup>th</sup> Pass and below have declared criminal cases and 6 or 4% have declared serious criminal charges against themselves.

### Correlation between Education and Financial Status:

- **Average assets of candidates who are graduates and above:** The average assets of candidates analyzed who have contested elections since 2007 with graduate or above degree is **Rs.6.20 crores**.
- **Average assets of candidates who are 12th Pass and below:** The average assets of candidates analyzed who have contested elections since 2007, and are 12<sup>th</sup> Pass and below, is **Rs.1.89 crores**.
- **Average assets of MPs/MLAs who are graduates and above:** The average assets of MPs/MLAs analyzed since 2007 with graduate or above degree is **Rs.11.75 crores**.
- **Average assets of MPs/MLAs who are 12th Pass and below:** The average assets of MPs/MLAs analyzed since 2007, and are 12<sup>th</sup> Pass and below, is **Rs.8.32 crores**.

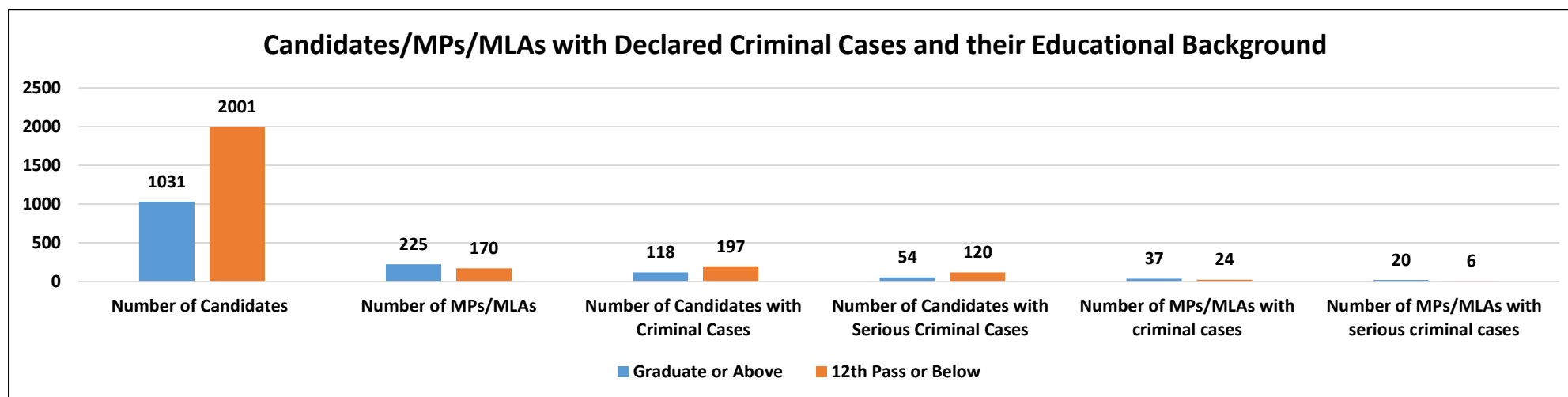


Figure: Education and criminal background of candidates and MPs/MLAs



## Gender Analysis:

- **Women candidates:** Out of the 3235 candidates analyzed, only **227 (7%)** are women.
- **Women candidates with criminal cases:** **6 (3%)** out of 227 women candidates who have contested in elections since 2007 have declared criminal cases and 3(1%) declared serious charges against themselves.
- **Women MLAs with criminal cases:** **3 (8%)** out of 36 women MPs/MLAs (who have been elected in elections since 2007), have declared criminal cases and 1 (3%) has declared serious criminal charges against themselves.
- **Average assets of Men/Women candidates:** The average assets of male candidates who have contested elections since 2007 is **Rs. 2.37 crores** and the average asset of women candidates is **Rs. 4.56 crores**.
- **Average assets of Men/Women MPs/MLAs:** The average assets of 362 men MPs/MLAs since 2007 is **Rs. 7.62 crores** and the average asset of women MPs/MLAs is **Rs. 15.48 crores**.

Gender	Number of Candidates Analyzed	Number of MPs/MLAs Analyzed	Number of Candidates with criminal Charges	% Candidates with Criminal Charges	Number of Candidates with serious criminal Charges	% Candidates with Serious Criminal Charges	Number of MPs/MLAs with Criminal Charges	% MPs/MLAs with Criminal Charges	Number of MPs/MLAs with serious criminal Charges	% MPs/MLAs with Serious Criminal Charges	Average Assets of Candidates (Rs.)	Average Assets of MPs/MLAs (Rs.)
Male	3007	362	321	11%	174	6%	58	16%	25	7%	Rs. 2.37 crores	Rs. 7.62 crores
Female	227	36	6	3%	3	1%	3	8%	1	3%	Rs. 4.56 crores	Rs. 15.48 crores
<b>Grand Total</b>	<b>3235</b>	<b>398</b>	<b>327</b>	<b>10%</b>	<b>177</b>	<b>5%</b>	<b>61</b>	<b>15%</b>	<b>26</b>	<b>7%</b>	<b>Rs. 3.16 crores</b>	<b>Rs. 10.21 crores</b>

Table: Gender wise analysis of criminal records and assets

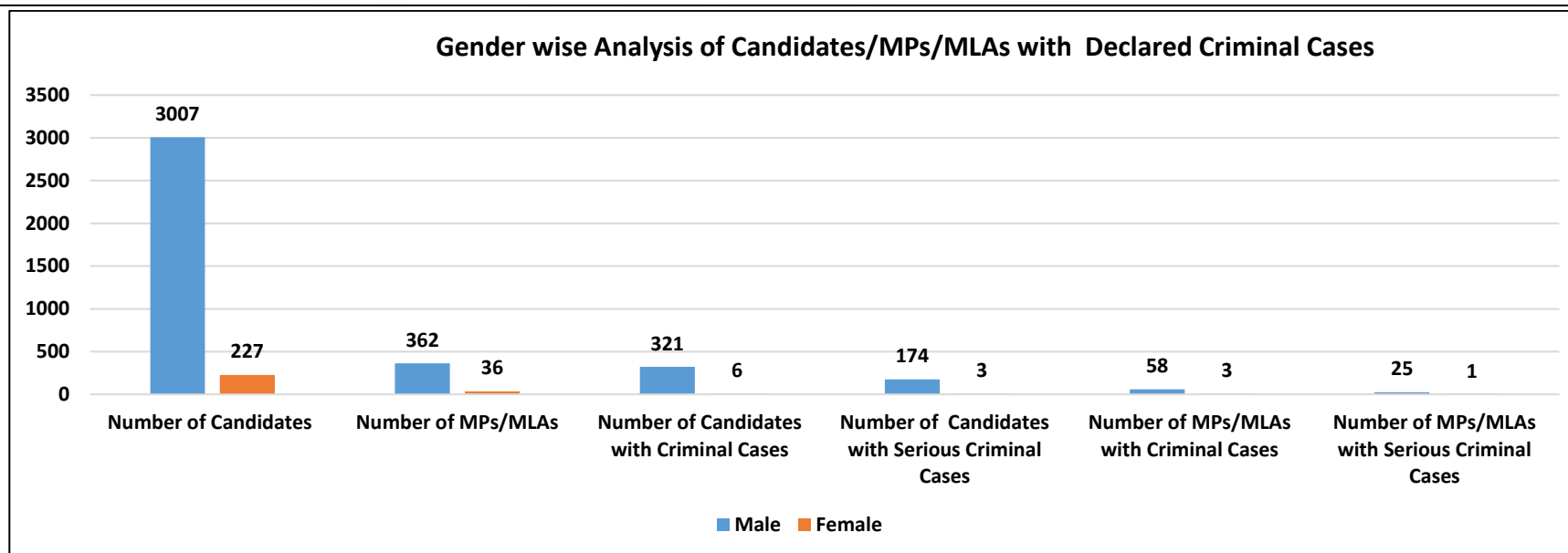


Figure: Gender wise analysis of candidates/MPs/MLAs with criminal records

## Contact Details

### Punjab Election Watch

<p><b>Mr. Jaskirat Singh</b> State Co-ordinator +91-93160-84953 jaskirats@gmail.com</p>	<p><b>Parvinder Singh Kittna</b> State Co-ordinator +91 9814313162 pavikittna@gmail.com</p>
---	---

### National Election Watch/Association for Democratic Reforms

<p><b>Media and Journalist Helpline</b></p> <p>+91 80103 94248 Email: <a href="mailto:adr@adrindia.org">adr@adrindia.org</a></p>	<p><b>Maj.Gen. Anil Verma (Retd)</b> <b>Head</b> National Election Watch, Association for Democratic Reforms 011 4165 4200, +91 88264 79910 adr@adrindia.org, <a href="mailto:anilverma@adrindia.org">anilverma@adrindia.org</a></p>	<p><b>Prof Jagdeep Chhokar</b> <b>IIM Ahmedabad (Retd.)</b> <b>Founder Member,</b> National Election Watch, Association for Democratic Reforms +91 99996 20944 jchhokar@gmail.com</p>	<p><b>Prof Trilochan Sastry</b> <b>IIM Bangalore</b> <b>Founder Member,</b> National Election Watch, Association for Democratic Reforms +91 94483 53285 trilochans@iimb.ernet.in</p>
--	--	---	--

## **DISCLAIMER**

All information in this report has been taken from the website of Election Commission of India (<http://affidavitarchive.nic.in/>). **ADR does not add or subtract any information, unless the EC changes the data. In particular, no unverified information from any other source is used.** While all efforts have been made to ensure that the information is in keeping with what is available in the ECI website, in case of discrepancy between information in this report and that given in the ECI website, the information available ECI website should be treated as correct. Association for Democratic Reforms, Punjab Election Watch and their volunteers are not responsible or liable for any damage arising directly or indirectly from the publication of this report.