

# **Analysis of Funds Collected and Expenditure Incurred by Political Parties during Himachal Pradesh & Gujarat Assembly Elections, 2017 (As of 12<sup>th</sup> October)**

A Report by  
Association for Democratic Reforms (ADR)

Association for Democratic Reforms,  
T- 95, C.L. House, II Floor, Gautam Nagar,  
Near Gulmohar Commercial Complex,  
New Delhi – 110049  
Tel: 011-4165 4200

## Table of Contents

|  |    |
|--|----|
| Executive Summary .....                          | 3  |
| Recommendations of ADR.....                      | 7  |
| Detailed Report.....                             | 8  |
| State-wise total funds collected .....           | 8  |
| Party-wise total funds collected .....           | 8  |
| State-wise expenditure incurred .....            | 9  |
| Party-wise expenditure incurred .....            | 10 |
| State-wise expenditure under various heads ..... | 11 |
| Party-wise expenditure under various heads.....  | 11 |
| Disclaimer .....                                 | 12 |
| Contact Details.....                             | 13 |

## Executive Summary

- Political parties are required to submit a statement of election expenditure to the Election Commission within 75 days of completion of Assembly Elections.
- The expenditure statement contains details of the **total amount received as funds in the form of cash, cheques and demand drafts and the total amount spent under various heads.**
- The expenditure statement **contains information on the amount spent on the following heads** at the **central, state, district and constituency levels** by the party:
  - Publicity
  - Travel expenses
  - Other expenses
  - Expenditure towards candidates
- Political parties submit these statements providing information of **funds collected and spent between the announcement and completion of elections.** This period could be between **3 weeks to 3 months** based on the notification issued by the Election Commission.
- This report analyses the funds received and expenditure incurred by recognized political parties, **during the state Assembly elections to Himachal Pradesh and Gujarat, held in 2017.**
- 6 National Parties and 6 Regional Parties** have been considered for analysis in this report.
- JD(S)** is the only party which has not submitted its election expenditure statement for the Gujarat Assembly election despite contesting it.

| Status of Election Expenditure Statements- Himachal Pradesh and Gujarat Assembly Elections, 2017 |            |                                |                                |   |                 |  |
|--|------------|--------------------------------|--------------------------------|---|-----------------|--|
| Political Party  | Party Code | Submission and Date            | Central Headquarters           | State Units (Date of completion- 20 December, 2017) |                 | No. of days by which submission delayed      |
|  |            |                                |                                | Himachal Pradesh                                    | Gujarat         |  |
| Bahujan Samaj Party  | BSP        | 05 February 2018               | Submitted                      | Submitted   | Submitted       | -  |
| Nationalist Congress Party   | NCP        | 16 February 2018               | Submitted                      | Submitted   | Submitted       | -  |
| Communist Party of India (Marxist)   | CPI(M)     | 15 March 2018                  | Submitted                      | Submitted   | Submitted       | 10 Days                                      |
| Communist Party of India   | CPI        | 20 March 2018                  | Submitted                      | Submitted   | Submitted       | 15 Days                                      |
| Samajwadi Party  | SP         | 22 March 2018                  | Submitted                      | Submitted   | Submitted       | 17 Days                                      |
| Shivsena   | SHS        | 04 May 2018                    | Submitted                      | Did not contest                                     | Submitted       | 59 Days                                      |
| All India Forward Bloc   | AIFB       | 07 May 2018                    | Submitted                      | Submitted   | Did not contest | 62 Days                                      |
| Bharatiya Janata Party   | BJP        | 12 June 2018 and 13 July 2018  | Submitted                      | Submitted   | Submitted       | 98 Days- Himachal Pradesh; 129 Days- Gujarat |
| Indian National Congress   | INC        | 24 July 2018                   | Submitted                      | Submitted   | Submitted       | 140 Days                                     |
| Janata Dal (United)  | JD(U)      | 16 August 2018                 | Submitted                      | Did not contest                                     | Submitted       | 163 Days                                     |
| Aam Aadmi Party  | AAP        | 14 December 2018               | Submitted                      | Did not contest                                     | Submitted       | 283 Days                                     |
| Janata Dal (Secular)   | JD(S)      | Unavailable on the ECI website | Unavailable on the ECI website | Did not contest                                     | Submitted       | 5 Years and 7 Months                         |

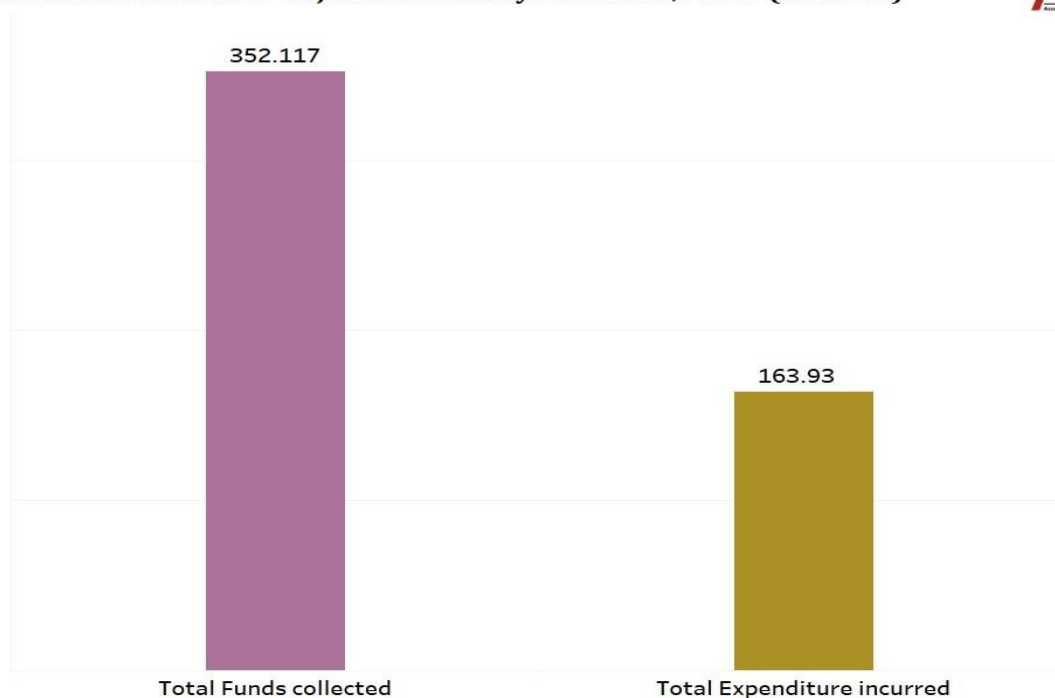
\*BJP had submitted election expenditure statements of Himachal Pradesh and Gujarat separately, to the Election Commission of India.

## Details provided in the Election Expenditure Statement

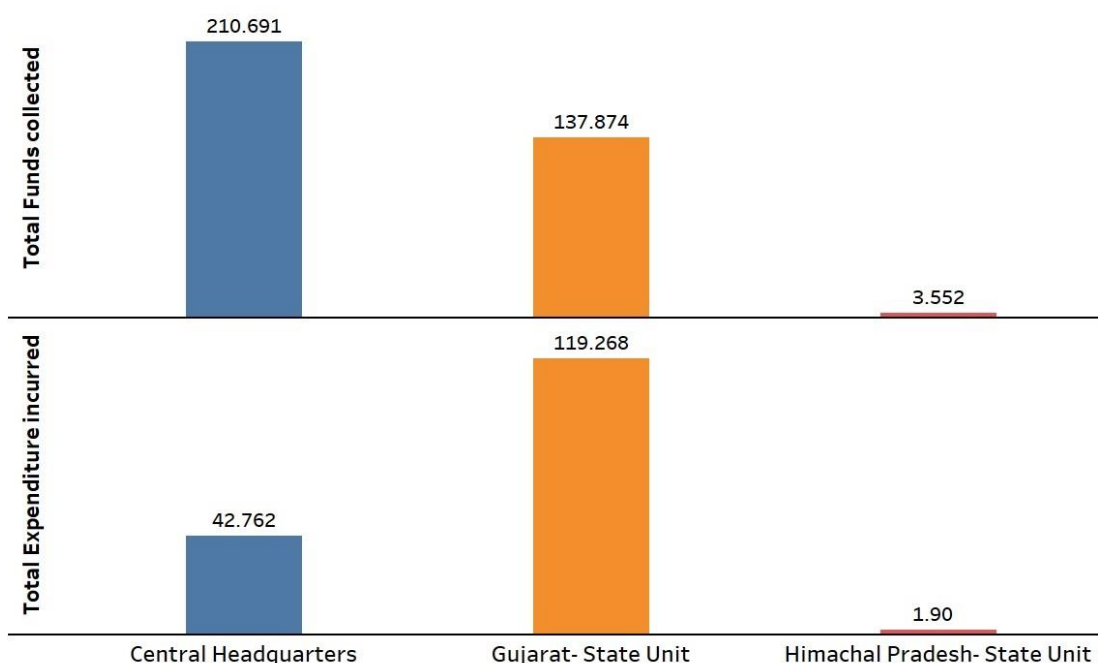
### Funds Collected and Expenditure incurred by political parties

- Total funds collected by political parties during Gujarat & Himachal Pradesh Assembly Elections held in 2017 was **Rs 352.117 cr** and total expenditure incurred was **Rs 163.93 cr**.
- Overall, funds collected by the **Central Headquarters** of respective parties, **Rs 210.691 cr**, are more than the funds collected by Gujarat and Himachal Pradesh state units. While expenditure incurred by **Gujarat State units of parties, Rs 119.268 cr**, is the highest.
- Funds collected and expenditure incurred by **Himachal Pradesh State Units** was the **least among all**.

### Funds collected and Expenditure incurred by political parties during Himachal Pradesh & Gujarat Assembly Elections, 2017 (in Rs Cr)

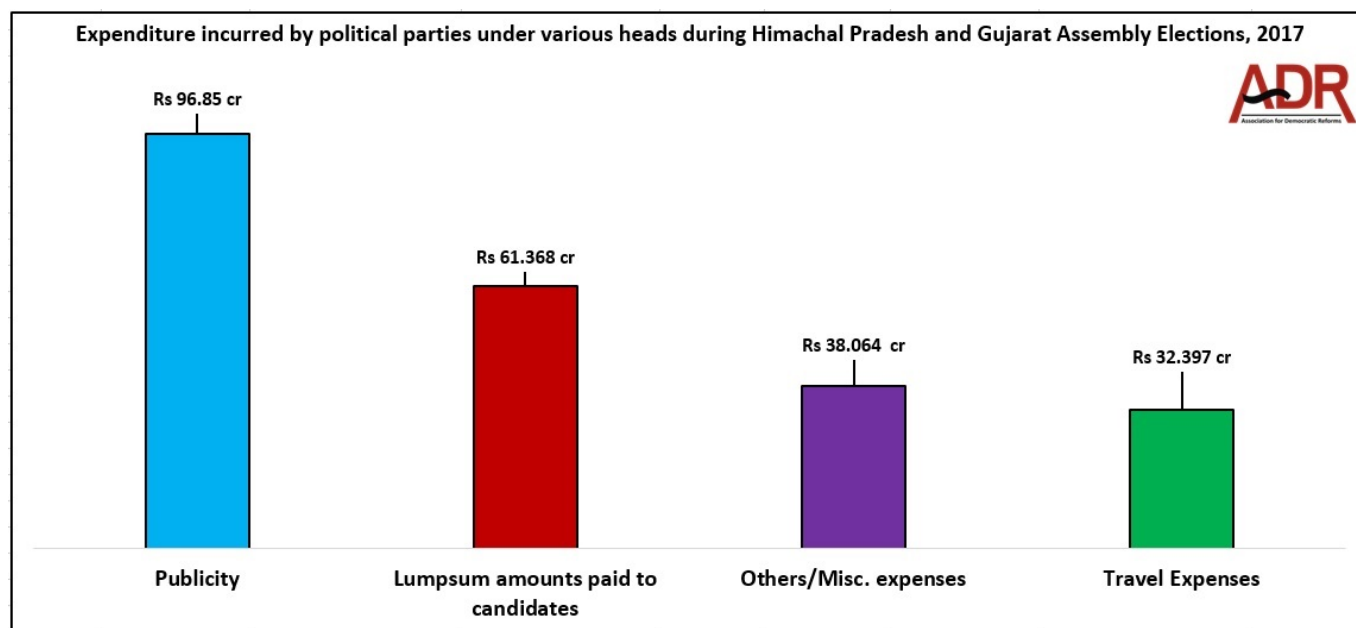


### Funds collected and Expenditure incurred from Central Headquarters and State Units during Himachal Pradesh and Gujarat Assembly Elections, 2017 (in Rs Cr)



### Expenditure incurred by political parties under various heads

- Political parties declare their expenditure under the heads of **Publicity, Travel Expenses, Other/Miscellaneous expenses** and **Lumpsum amount paid to their contesting candidates**.
- Political Parties that contested in Himachal Pradesh and Gujarat Assembly Elections, 2017, spent the highest, **Rs 96.85 cr** on **Publicity**, followed by **Rs 61.368 cr** on **Lumpsum amount paid to candidates**, **Rs 38.064 cr** to **Other/Miscellaneous expenses** and **Rs 32.397 cr** on **travel expenses**.
- Expenditure on publicity is **42.352%** of the overall expenditure declared under various heads.
- Expenditure on **other/miscellaneous** is **Rs 38.064 cr** or **16.645%** of the overall expenditure declared under various heads.

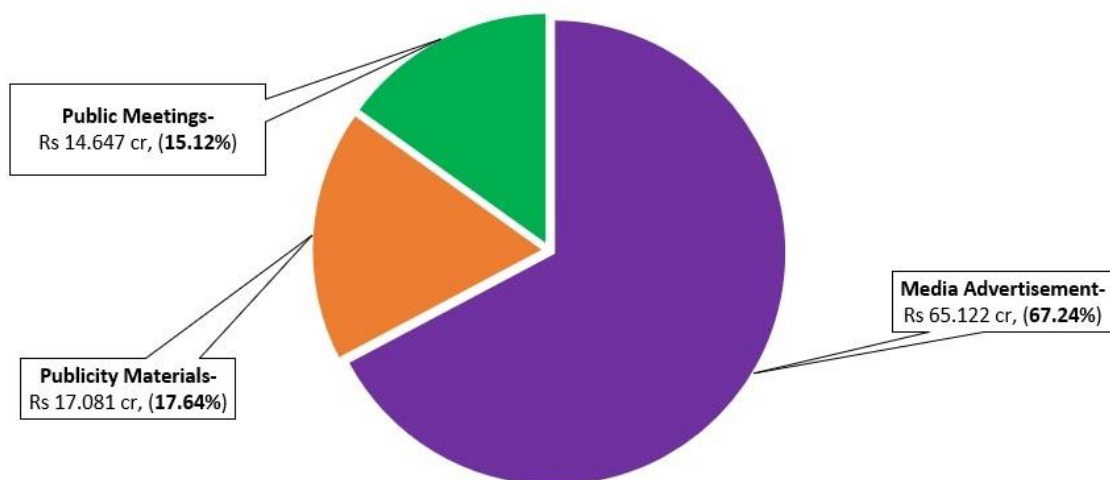


### Expenditure on Publicity by political parties

- Political Parties are required to segregate their publicity expenses under three heads: **Media Advertisement, Publicity Materials** and **Public Meetings**.
- During Himachal Pradesh and Gujarat Assembly elections, political parties spent the maximum on **Media Advertisement (Rs 65.122 cr)**, followed by expenditure on **Publicity Materials (Rs 17.081 cr)** and **Public Meeting (Rs 14.647 cr)**.
- Publicity expenditure from **Gujarat State Units** is the **highest, Rs 79.809 cr** or **82.40%** of the total expenditure on publicity, followed by **Rs 15.097 cr** or **15.59%** from Central Headquarters and **Rs 1.944 cr** or **2.01%** from Himachal Pradesh State Units.

| Total expenditure on Publicity  | Expenses on Publicity during Himachal Pradesh and Gujarat Assembly Elections, 2017 (in Rs cr) |                    |                     |                     |
|---|---|--------------------|---------------------|---------------------|
|   | Central Headquarters  | State Units        |                     | Total               |
|   |   | Himachal Pradesh   | Gujarat             |                     |
| <b>Media Advertisement</b> (Print & Electronic, Bulk SMS, Cable, Website, TV channels, etc.)                    | 10.994  | 1.056              | 53.072              | <b>Rs 65.122 cr</b> |
| <b>Publicity Materials</b> (Poster, Banners, Badges, stickers, Arches, Gates, Cut outs, Hoardings, flags, etc.) | 2.459   | 0.352              | 14.27               | <b>Rs 17.081 cr</b> |
| <b>Public Meetings</b>  | 1.644   | 0.536              | 12.467              | <b>Rs 14.647 cr</b> |
| <b>Total</b>  | <b>Rs 15.097 cr</b>   | <b>Rs 1.944 cr</b> | <b>Rs 79.809 cr</b> | <b>Rs 96.85 cr</b>  |

### Expenditure incurred on Publicity by political parties during Himachal Pradesh and Gujarat Assembly Elections, 2017



### Expenditure on Travel by political parties

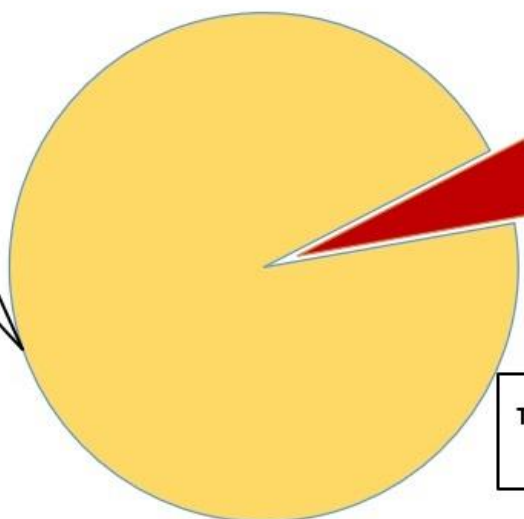
- The 'Travel' head is segregated into **travel expenses incurred specifically on star campaigners** and that of the **party leaders**.
- Political parties spent **95.21%** of their total travel expenses or **Rs 30.846 cr** on their star campaigners and the remaining **4.79%** or **Rs 1.551 cr** on travel of their party leaders.
- Travel expenses from **Gujarat State Unit** was the **highest**, **Rs 16.949 cr** or **52.317%**, ahead of **Rs 15.435 cr** or **47.643%** spent from Central Headquarters and **Rs 0.0129 cr** or **0.04%** from Himachal Pradesh State Unit.

| Total expenditure on Travel                | Expenses on Travel during Himachal Pradesh and Gujarat Assembly Elections, 2017 |                     |                     |                     |
|--|---|---------------------|---------------------|---------------------|
|  | Central Headquarters  | State Units         |                     | Total               |
|  |   | Himachal Pradesh    | Gujarat             |                     |
| Travel expenses of <b>Star campaigners</b> | 14.983  | 0.0129              | 15.85               | <b>Rs 30.846 cr</b> |
| Travel expenses of <b>Leaders</b>          | 0.452   | 0                   | 1.099               | <b>Rs 1.551 cr</b>  |
| <b>Total</b>                               | <b>Rs 15.435 cr</b>   | <b>Rs 0.0129 cr</b> | <b>Rs 16.949 cr</b> | <b>Rs 32.397 cr</b> |

### Expenses on Travel during Himachal Pradesh and Gujarat Assembly Elections, 2017



Travel expenses of Star campaigners,  
Rs 30.846 cr, (95.21%)



Travel expenses of Leaders,  
Rs 1.551 cr, (4.79%)

### Recommendations of ADR

- It must be made mandatory for all political parties to submit their statements of expenditure in the format given by the ECI, within the prescribed time limit. Political parties not submitting on time or in the prescribed format should be heavily penalized.
- The **details of all donors** who contribute to national and regional parties exclusively for their election campaigns must be declared in the public domain irrespective of the amount donated.
- A **format similar to the donations report along with the date of donations**, submitted to the ECI on an annual basis, has to be prescribed for the expenditure statement so as to **bring in more transparency in the finances of the political parties especially during elections** when it is said that black money plays a major role.
- Where possible, **expenditure must be limited to transactions via cheque/DD/RTGS** so as to reduce use of black money in elections, as per the transparency guidelines issued by the ECI.
- Similar to the shadow observers of the ECI for monitoring expenditure of candidates, there must also be **observers for monitoring the expenditure of political parties**.

## Detailed Report

### State-wise total funds collected

- The election expenditure reports of political parties contain information on the funds collected at the Central Headquarter of the party as well as at its state unit.
- Political parties collected a total of **Rs 210.691 cr** at the **Central level**, through cash and cheque/DD. This constituted **59.836%** of the total funds collected by political parties during Gujarat & Himachal Pradesh Assembly elections, 2017.
- **Among the state units**, the political parties collected the maximum amount of **Rs 137.874 cr** from **Gujarat which formed 39.156% of the total funds**, collected at the state levels.
- The most preferred mode of collection was by **cheque/DD** where the parties collected **Rs 330.709 cr**, which formed **93.92%** of the total funds collected both at the state and central levels.
- Only **Gujarat state unit** of political parties collected funds in kind worth **Rs 0.008 cr**.

| Mode of fund collection | Funds collected by political parties during Himachal Pradesh and Gujarat Assembly Elections, 2017 (in Rs Cr) |                  |               | Total Funds   |
|-------------------------|--|------------------|---------------|---------------|
|                         | Central Headquarters   | State Units      |               |               |
|                         |  | Himachal Pradesh | Gujarat       |               |
| By Cash                 | 18.89  | 1.07             | 1.440         | Rs 21.40 cr   |
| By Cheque/DD*           | 191.801  | 2.482            | 136.426       | Rs 330.709 cr |
| In kind/Bank Interest   | 0  | 0.00             | 0.008         | Rs 0.008 cr   |
| Total                   | Rs 210.691 cr  | Rs 3.552 cr      | Rs 137.874 cr | Rs 352.117 cr |

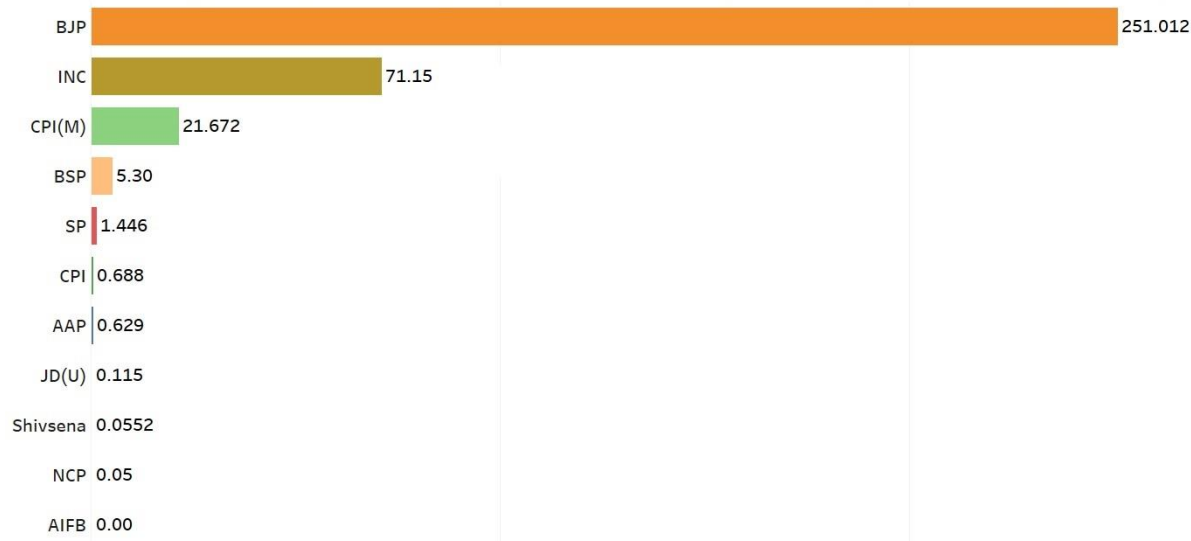
### Party-wise total funds collected

- Among political parties, **BJP** collected the maximum funds of **Rs 251.012 cr**, **64.04%** or **Rs 160.753 cr** of which was collected at the party's **Central Headquarter** level.
- **INC** collected the second highest funds worth **Rs 71.15 cr**, **69.05%** or **Rs 49.13 cr** of which was collected by its **Gujarat State Unit**.
- **CPI(M)** collected the third highest funds, a total of **Rs 21.672 cr**, of which **98.05%** or **Rs 21.248 cr** was collected by its **Central headquarters**.
- **Shivsena**, **NCP** and **AIFB** are the regional parties that have declared not receiving any funds at their respective Central Headquarters.
- **AIFB** is the only political party whose state unit has not received any funds, inspite of contesting in Himachal Pradesh assembly elections.



| Political Parties | Funds collected by political parties during Himachal Pradesh and Gujarat Assembly Elections, 2017 (in Rs Cr) |                  |               | Total Funds   |
|-------------------|--|------------------|---------------|---------------|
|                   | Central Headquarters   | State Units      |               |               |
|                   |  | Himachal Pradesh | Gujarat       |               |
| BJP               | 160.753  | 1.747            | 88.512        | Rs 251.012 cr |
| INC               | 20.551   | 1.469            | 49.130        | Rs 71.15 cr   |
| CPI(M)            | 21.248   | 0.318            | 0.105         | Rs 21.672 cr  |
| BSP               | 5.30   | 0                | 0             | Rs 5.30 cr    |
| SP                | 1.446  | 0                | 0             | Rs 1.446 cr   |
| CPI               | 0.6488   | 0.0175           | 0.022         | Rs 0.688 cr   |
| AAP               | 0.629  | -                | 0             | Rs 0.629 cr   |
| JD(U)             | 0.115  | -                | 0             | Rs 0.115 cr   |
| Shivsena          | 0  | -                | 0.0552        | Rs 0.0552 cr  |
| NCP               | 0  | 0                | 0.050         | Rs 0.05 cr    |
| AIFB              | 0  | 0                | -             | Rs 0 cr       |
| Total             | Rs 210.691 cr  | Rs 3.552 cr      | Rs 137.874 cr | Rs 352.117 cr |

Funds collected by political parties during Himachal Pradesh & Gujarat Assembly Elections, 2017 (in Rs Cr)



### State-wise expenditure incurred

- The **Gujarat State Units** of the political parties spent the maximum worth **Rs 119.268 cr**, followed by **Central Headquarters**, which spent **Rs 42.762 cr**, and **Himachal Pradesh State Unit**, which reported incurring an expenditure of **Rs 1.90 cr**.
- Out of total expenditure of **Rs 163.93 cr**, **78.91%** or **Rs 129.364 cr** was spent by cheques/DD by political parties, together.
- Rs 31.108 cr** is 'remaining unpaid' which formed **18.98%** of the total expenditure reported by political parties.
- Rs 19.95 cr** is 'remaining unpaid' at the **Gujarat State Unit level** by political parties.
- Expenditure in cash was **least preferred** by the political parties, as only **2.11%** or **Rs 3.458 cr** of the total expenditure was incurred in this mode.

| Mode of expenditure incurred | Total Expenditure incurred by political parties during Himachal Pradesh and Gujarat Assembly Elections, 2017 (in Rs Cr) |                  |               | Total Expenditure |
|------------------------------|---|------------------|---------------|-------------------|
|                              | Central Headquarters  | State Units      |               |                   |
|                              |   | Himachal Pradesh | Gujarat       |                   |
| By Cash                      | 1.337   | 0.053            | 2.068         | Rs 3.458 cr       |
| By Cheque/DD                 | 30.267  | 1.847            | 97.25         | Rs 129.364 cr     |
| Remaining unpaid             | 11.158  | 0                | 19.95         | Rs 31.108 cr      |
| Total                        | Rs 42.762 cr  | Rs 1.90 cr       | Rs 119.268 cr | Rs 163.93 cr      |

### Party-wise expenditure incurred

- Out of total expenditure of **Rs 163.93 cr**, **BJP** incurred the maximum expenditure of **Rs 131.465 cr**, which forms **80.20%** of total expenditure.
- At the state level, **Gujarat State Unit** (Rs 119.268 cr) incurred **6177%** higher expenditure than **Himachal Pradesh state unit** (Rs 1.90 cr).
- **AIFB & JD(U)** are the only parties that have incurred **no expenditure** either at the central or at the state unit level despite contesting elections.

| Political Parties | Total Expenditure incurred political parties during Himachal Pradesh and Gujarat Assembly Elections, 2017 (in Rs Cr) |                  |               | Total Expenditure |
|-------------------|--|------------------|---------------|-------------------|
|                   | Central Headquarters   | State Units      |               |                   |
|                   |  | Himachal Pradesh | Gujarat       |                   |
| BJP               | 23.813   | 1.069            | 106.583       | Rs 131.465 cr     |
| INC               | 7.563  | 0.672            | 12.408        | Rs 20.643 cr      |
| SP                | 9.22   | 0                | 0             | Rs 9.22 cr        |
| BSP               | 1.296  | 0                | 0             | Rs 1.296 cr       |
| CPI               | 0.715  | 0.0184           | 0.007         | Rs 0.74 cr        |
| AAP               | 0.024  | -                | 0.159         | Rs 0.183 cr       |
| NCP               | 0.1183   | 0                | 0.047         | Rs 0.1653 cr      |
| CPI(M)            | 0.0008   | 0.1409           | 0.017         | Rs 0.159 cr       |
| Shivsena          | 0.0116   | -                | 0.047         | Rs 0.059 cr       |
| JD(U)             | 0  | -                | 0             | Rs 0              |
| AIFB              | 0  | 0                | -             | Rs 0              |
| Total             | Rs 42.762 cr   | Rs 1.90 cr       | Rs 119.268 cr | Rs 163.93 cr      |

### Expenditure incurred by political parties during Himachal Pradesh and Gujarat Assembly Elections, 2017 (in Rs Cr)

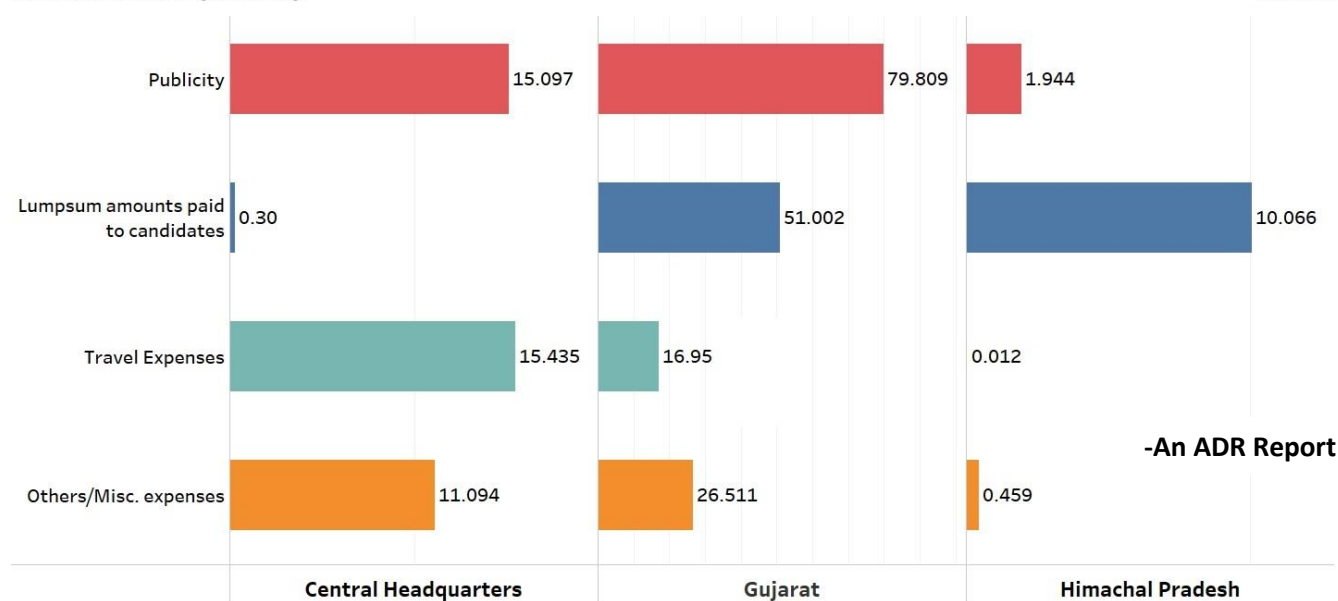


## State-wise expenditure under various heads

- Political parties declare their expenditure under the heads of **Publicity, Travel Expenses, Other/Miscellaneous expenses and Lumpsum amount** paid to their contesting candidates.
- Out of a total expenditure of **Rs 228.679 cr** under various heads, political parties spent the maximum amount of **Rs 96.85 cr** on **Publicity** followed by **Lumpsum amount paid to candidates** worth **Rs 61.368 cr**.
- Gujarat state units** spent the maximum amount of **Rs 79.809 cr** on **Publicity**, while **Himachal Pradesh state unit** spent maximum of **Rs 10.066 cr** on **Lumpsum amount paid to candidates**.
- Across all 4 heads, expenditure incurred from **Gujarat state units** has been the maximum.

| Expenditure under various Heads    | State-wise Election Expenditure of Political Parties under various heads during Himachal Pradesh & Gujarat Assembly Elections, 2017 (Rs in crores) |                  |               | Total         |
|------------------------------------|--|------------------|---------------|---------------|
|                                    | Central Headquarters   | State Units      |               |               |
|                                    |  | Himachal Pradesh | Gujarat       |               |
| Publicity                          | 15.097   | 1.944            | 79.809        | Rs 96.85 cr   |
| Lumpsum amounts paid to candidates | 0.30   | 10.066           | 51.002        | Rs 61.368 cr  |
| Travel Expenses                    | 15.435   | 0.012            | 16.95         | Rs 32.397 cr  |
| Others/Misc. expenses              | 11.094   | 0.459            | 26.511        | Rs 38.064 cr  |
| Total                              | Rs 41.926 cr   | Rs 12.481 cr     | Rs 174.272 cr | Rs 228.679 cr |

Expenditure incurred by political parties under various heads during Himachal Pradesh & Gujarat Assembly Elections, 2017 (in Rs Cr)

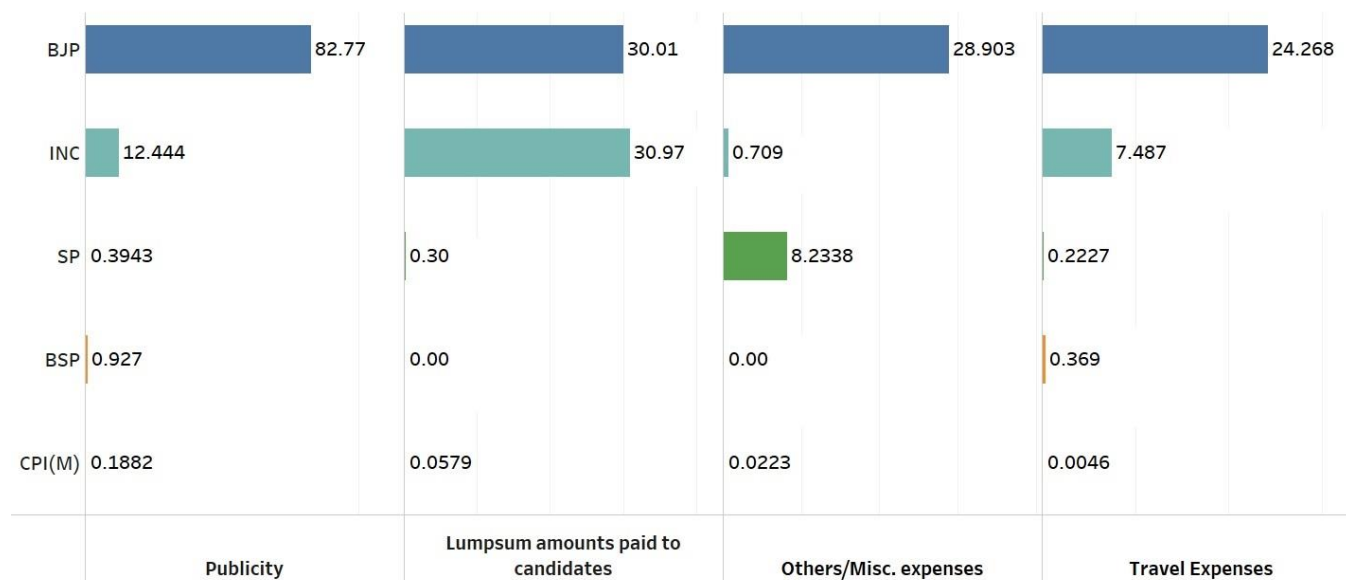


## Party-wise expenditure under various heads

- The political parties spent a total of **Rs 228.679 cr** on publicity, travel, miscellaneous expenses and lumpsum amount to candidates.
- The parties spent the highest on **Publicity (Rs 96.85 cr or 42.352% of total)** followed by **Rs 61.368 cr or 26.836% of total** on **lumpsum amount paid to candidates** and **Rs 38.064 cr** on **Other/Miscellaneous expenses** (16.645% of total expenditure).
- The top 3 Parties which spent the highest are: **BJP** (Rs 165.951 cr) followed by **INC** (Rs 51.61 cr) and **SP** (Rs 9.1508 cr).
- BJP** has incurred the maximum, **Rs 28.903 cr** under **Other/Miscellaneous expenses**, which forms **75.933 %** of the total expenditure incurred by all political parties on Other/Miscellaneous expenses.

| Expenditure incurred by political parties during Himachal Pradesh & Gujarat Assembly Elections, 2017<br>(in Rs cr) |                    |                                    |                     |                       | Total                |
|--|--------------------|------------------------------------|---------------------|-----------------------|----------------------|
| Political Party  | Publicity          | Lumpsum amounts paid to candidates | Travel Expenses     | Others/Misc. expenses |                      |
| BJP  | 82.77              | 30.01                              | 24.268              | 28.903                | Rs 165.951 cr        |
| INC  | 12.444             | 30.97                              | 7.487               | 0.709                 | Rs 51.61 cr          |
| SP   | 0.3943             | 0.30                               | 0.2227              | 8.2338                | Rs 9.1508 cr         |
| BSP  | 0.927              | 0                                  | 0.369               | 0                     | Rs 1.296 cr          |
| CPI(M)   | 0.1882             | 0.05785                            | 0.0046              | 0.0223                | Rs 0.273 cr          |
| AAP  | 0.0175             | 0.0197                             | 0.0021              | 0.1635                | Rs 0.2028 cr         |
| NCP  | 0.0719             | 0                                  | 0.0403              | 0.0032                | Rs 0.1154 cr         |
| Shivsena   | 0.0307             | 0                                  | 0.0031              | 0.0256                | Rs 0.0594 cr         |
| CPI  | 0.006              | 0.0105                             | 0                   | 0.0039                | Rs 0.0204 cr         |
| JD(U)  | 0                  | 0                                  | 0                   | 0                     | Rs 0                 |
| AIFB   | 0                  | 0                                  | 0                   | 0                     | Rs 0                 |
| <b>Total</b>   | <b>Rs 96.85 cr</b> | <b>Rs 61.368 cr</b>                | <b>Rs 32.397 cr</b> | <b>Rs 38.064 cr</b>   | <b>Rs 228.679 cr</b> |

Party wise expenditure under various heads during Himachal Pradesh & Gujarat Assembly Elections, 2017 (in Rs Cr)



### Disclaimer

The source of the data used in the report is the election expenditure statements submitted by the National and Regional Political Parties (Which contested in Himachal Pradesh and Gujarat Assembly Elections, 2017) to the Election Commission of India. ADR does not add or subtract any information unless the EC changes the data. In particular, no unverified information from any other source is used. The data can be accessed from the websites of the ECI. While all effort has been made to ensure that the information is in keeping with what is mentioned in the statements submitted by the political parties, in case of discrepancy between information in this report and that given in their statements, the information reported by the political parties should be treated as correct. Association for Democratic Reforms (ADR), National Election Watch (NEW) and their volunteers are not responsible or liable for any direct, indirect special, or consequential damages, claims, demands, losses of any

kind whatsoever, made, claimed, incurred or suffered by any party arising under or relating to the usage of data provided by ADR through this report.

It is to be noted that ADR undertakes great care and adopts utmost due diligence in analysing and dissemination of the audit, contribution and Elections Expenditure reports of the political parties submitted with the Election Commission of India and respective state CEOs. Such information is only aimed at *highlighting the increased misuse of money in our electoral and political process so as to facilitate a system of transparency, accountability and good governance and to enable voters to form an informed choice*. Therefore, it is expected that anyone using this report shall undertake due care and utmost precaution while using the data provided by ADR. ADR is not responsible for any *mishandling, discrepancy, inability to understand, misinterpretation or manipulation, distortion of the data* in such a way so as to *benefit or target a particular political party or politician or candidate*.

## **Contact Details**

### **State Coordinators**

|  |   |
|--|---|
| <b>Himachal Pradesh state coordinator</b><br>Mr. O.P. Bhuraita<br>+91-8894164165,<br>+91-9418454867,<br>+91-9318820000<br><a href="mailto:opbhuraita@gmail.com">opbhuraita@gmail.com</a> Or <a href="mailto:opbhuraita@rediffmail.com">opbhuraita@rediffmail.com</a> | <b>Gujarat state coordinator</b><br>Ms Pankti Jog<br>+91-9909006791<br><a href="mailto:magpgujarat@gmail.com">magpgujarat@gmail.com</a> |
|--|---|

### **National Election Watch (NEW) & Association for Democratic Reforms (ADR)**

|  |   |  |  |
|--|---|--|--|
| Media and Journalist Helpline<br>+91 80103 94248<br>Email: <a href="mailto:adr@adrindia.org">adr@adrindia.org</a><br><a href="https://adrindia.org/about-adr/state-coordinators">https://adrindia.org/about-adr/state-coordinators</a> | Maj Gen Anil Verma (Retd.)<br>Head, NEW & ADR<br>+91 8799718472<br><a href="mailto:anilverma@adrindia.org">anilverma@adrindia.org</a> | Prof Jagdeep Chhokar<br>IIM Ahmedabad (Retd)<br>Founder, NEW & ADR<br><a href="mailto:jchhokar@gmail.com">jchhokar@gmail.com</a> | Prof Trilochan Sastry<br>IIM Bangalore<br>Founder, NEW & ADR<br>+919448353285,<br><a href="mailto:tsastry@gmail.com">tsastry@gmail.com</a> |
|--|---|--|--|