

7<sup>th</sup> April, 2022

Press Release

**Uttar Pradesh Assembly Elections 2022**  
**Analysis of Vote Share and Margin of Victory of Winners**

**Association for Democratic Reforms**

T-95, C.L. House, 2<sup>nd</sup> Floor,  
Near Gulmohar Commercial Complex  
Gautam Nagar,  
New Delhi-110 049  
Phone: +91-011-4165-4200  
Fax: +91-11-46094248  
Email: [adr@adrindia.org](mailto:adr@adrindia.org)

To report any electoral violations and malpractices during elections download the Election Watch Reporter (Android App)

[https://play.google.com/store/apps/details?id=com.webrosoft.election\\_watch\\_reporter](https://play.google.com/store/apps/details?id=com.webrosoft.election_watch_reporter)

## Contents

Summary and Highlights .....	3
Vote Share of Winner .....	5
Margin of Victory for Winners .....	8
Performance of Women Winners in Uttar Pradesh Assembly Elections, 2022 .....	11
Performance of Re-elected Winners in Uttar Pradesh Assembly Elections, 2022 .....	12
Details of NOTA .....	13
Vote Share and Margin of Victory of Winners in Uttar Pradesh Assembly Elections 2022 .....	15
Donate to ADR .....	46
DISCLAIMER .....	50

## Summary and Highlights

Association for Democratic Reforms and Uttar Pradesh Election Watch have analysed the vote share for the all **403** constituencies in the Uttar Pradesh Assembly Elections, 2022.

### Vote Share of Winners

- The winners of the Uttar Pradesh State Assembly elections, **2022** won by an average of **47 %** of total votes polled. In the **2017** elections winners won by an average of **43 %** of total votes polled.
- **111(28%)** winners won with **50%** and above of the total votes polled in their constituency.
- **292(72%)** winners won with less than **50%** of the total votes polled in their constituency.
- **51(25%)** out of **205** winners with declared criminal cases have won with a vote share of **50% and above**.
- **103(28%)** out of **366** crorepati winners have won with a vote share of **50% and above**.

### Margin of Victory

- **15** winners have won with margin of victory of less than **1000** votes.
- **8** winners have won with more than **40%** of margin of victory.

### Winners with Declared Criminal Cases and their Margin of Victory:

- **78** out of **205** winners with declared criminal cases have won against a runner up with a clean background.
- Among these **78** winners, **3** winners have won with more than **30%** margin of victory.
- **Amit Agarwal (BJP)** from **Meerut Cantt.** constituency won with **48%** margin of victory.

### Crorepati Winners and their Margin of Victory:

- **49** out of **366** crorepati winners have won against a non-crorepati runners up.
- Among these **49** winners, **7** winners have won with more than **30 %** margin of victory.
- Among these, **Atul Garg (BJP)** from **Ghaziabad** constituency won with **43%** margin of victory.

### **Performance of Women Winners**

- Among the **403** winners, **47** are women.
- Among these **47** women winners, **5** women winners have won with more than **20%** margin of victory.
- Among the women winners, **Anjula Singh Mahaur (BJP)** from **Hathras** Constituency has won with the highest vote share, i.e. **59%** in her constituency and **38%** margin of victory.

### **Performance of Re-elected Winners**

- Out of total **209** re-elected winners, none have won with less than **35%** of vote share in their respective constituencies. **64(31%)** have won with more than **50%** of vote share.
- **92(44%)** re-elected winners have won with less than **10%** of margin of victory whereas **17** have won with more than **30%** of margin of victory.

### **NOTA**

- The NOTA button instated by the ECI in 2013 gave the voters an option of rejecting all the candidates in their constituency. Out of **9,21,62,896** votes polled in Uttar Pradesh Assembly, 2022, **6,37,304 (0.69%)** were polled for NOTA.

## Vote Share of Winner

The percentage of vote share was calculated by dividing the votes polled for the winner by the total number of valid votes polled. The value of vote share represents votes won by the winning candidates among the total number of valid votes polled.

$$\text{Votes Share} = \frac{(\text{Total Votes Polled for Winner})}{(\text{Total No. of Valid Votes Polled})}$$

The winners of the Uttar Pradesh State Assembly elections, **2022** won by an average of **47 %** of total votes polled. In the **2017** elections winners won by an average of **43%** of total votes polled.

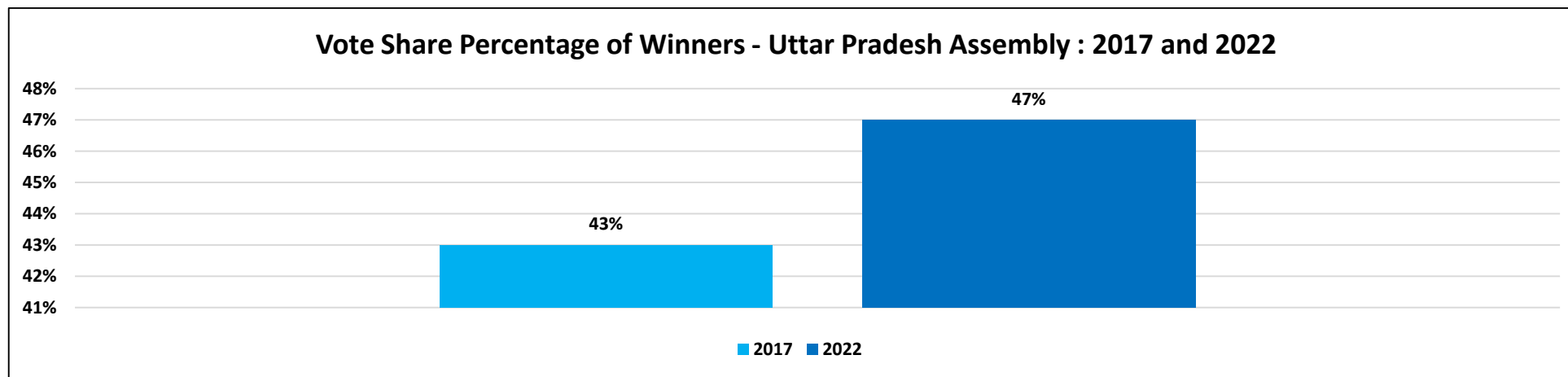


Figure: Vote Share Percentage of Winners – Uttar Pradesh: 2017 and 2022

### Number of Winners and their vote Share



Figure: No. of Winners- Vote Share

- **Winners with highest vote share: 111(28%)** winners won with **50%** and above of the total votes polled in their constituency. The top **3** winners who have attained the highest vote share during the Uttar Pradesh State Assembly Elections, 2022 are given below:

S.No.	Winner	Party	Constituency	Total Valid Votes in The Constituency	Votes Polled for Winner	% Vote share for Winner
1	Pankaj Singh	BJP	Noida	348228	244319	70.16%
2	Sunil Kumar Sharma	BJP	Sahibabad	481686	322882	67.03%
3	Amit Agarwal	BJP	Meerut Cantt.	244493	162032	66.27%

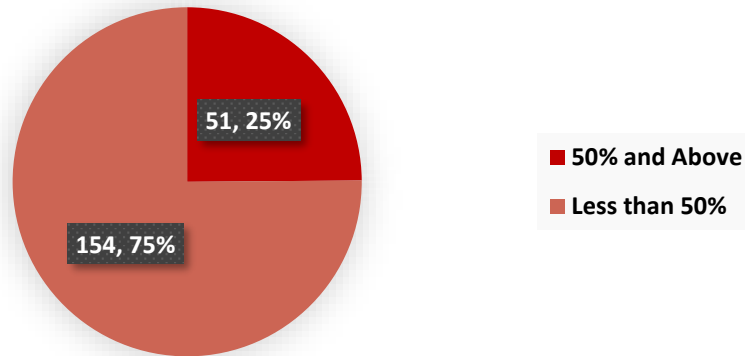
Table: Winners with highest vote share

- **Winners with Least Vote Share: 292(72%)** winners won with less than **50%** of the total votes polled in their constituency. **3** winners who have attained the least vote share during the Uttar Pradesh Assembly Elections, 2022 are given below:

S.No.	Winner	Party	Constituency	Total Valid Votes in The Constituency	Votes Polled for Winner	% Vote share for Winner
1	Vinod Chaturvedi	SP	Kalpi	236741	69782	29.48%
2	Ankur Tiwari	BJP	Khalilabad	250627	76086	30.36%
3	Devendra Pratap Singh	SP	Sareni	216700	66166	30.53%

Table: Winners with least vote share

### Number of Winners with declared Criminal Cases and their Vote Share Percentage



### Number of Crorepati Winners and their Vote Share Percentage

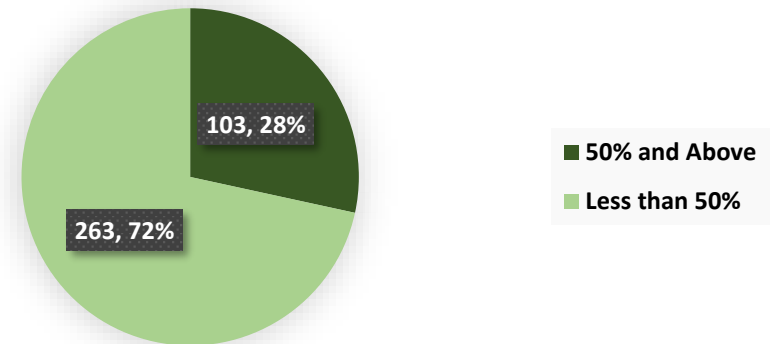


Figure: Vote Share of Winners with declared criminal cases and Crorepati Winners

- **Winners with Declared Criminal Cases and their Vote Share:** 51(25%) out of 205 winners with declared criminal cases have won with a vote share of 50% and above.
- **Crorepati Winners and their Vote Share:** 103(28%) out of 366 crorepati winners have won with a vote share of 50% and above.

## Margin of Victory for Winners

**Margin of Victory = Vote Polled for Winners – Votes Polled for the Runner Up**

Winners with Margin of Victory less than 1000 votes: The details of winners with Margin of Victory less than 1000 votes are given below:

S.No.	Constituency	Total Valid Votes in The Constituency	Winner	Party	Votes Polled for Winner	% Vote share for Winner	Runners Up	Party	Votes Polled for Runners up	% of Votes Polled for Runners up	Margin of Victory	% Margin of Victory
1	Dhampur	205067	Ashok Kumar Rana	BJP	81791	39.89%	Naim Ul Hasan	SP	81588	39.79%	203	0.10%
2	Kursi	288519	Sakendra Pratap	BJP	118720	41.15%	Rakesh Kumar Verma	SP	118503	41.07%	217	0.08%
3	Chandpur	224374	Swami Omvesh	SP	90522	40.34%	Kamlesh Saini	BJP	90288	40.24%	234	0.10%
4	Nehtaur	199914	Omkumar	BJP	77935	38.98%	Munshiram	RLD	77677	38.86%	258	0.13%
5	Ram Nagar	235461	Fareed Mahfooz Kidwai	SP	98799	41.96%	Sharad Kumar Awasthi	BJP	98538	41.85%	261	0.11%
6	Isauli	202743	Mohd Tahir Khan	SP	69629	34.34%	Om Prakash Pandey	BJP	69360	34.21%	269	0.13%
7	Bilaspur	236259	Baldev Singh Aulakh	BJP	101998	43.17%	Amarjeet Singh	SP	101691	43.04%	307	0.13%
8	Baraut	196226	Krishan Pal Malik	BJP	90931	46.34%	Jaiveer	RLD	90616	46.18%	315	0.16%
9	Nakur	270652	Mukesh Choudhary	BJP	104114	38.47%	Dr. Dharam Singh Saini	SP	103799	38.35%	315	0.12%
10	Katra	194967	Veer Vikram Singh	BJP	77800	39.90%	Rajesh Yadav	SP	77443	39.72%	357	0.18%
11	Dibiyapur	200455	Pradeep Kumar Yadav	SP	80865	40.34%	Lakhan Singh Rajput	BJP	80392	40.10%	473	0.24%
12	Shahganj	240920	Ramesh	Nirbal Indian Shoshit Hamara Aam Dal	87233	36.21%	Shailendra Yadav Lalai	SP	86514	35.91%	719	0.30%
13	Domariyaganj	206586	Saiyada Khatoon	SP	85098	41.19%	Raghvendra Pratap Singh	BJP	84327	40.82%	771	0.37%
14	Moradabad Nagar	321704	Ritesh Kumar Gupta	BJP	148384	46.12%	Mohd Yusuf Ansari	SP	147602	45.88%	782	0.24%



S.No.	Constituency	Total Valid Votes in The Constituency	Winner	Party	Votes Polled for Winner	% Vote share for Winner	Runners Up	Party	Votes Polled for Runners up	% of Votes Polled for Runners up	Margin of Victory	% Margin of Victory
15	Jasrana	247762	Sachin Yadav	SP	108289	43.71%	Manvendra Pratap Singh	BJP	107453	43.37%	836	0.34%

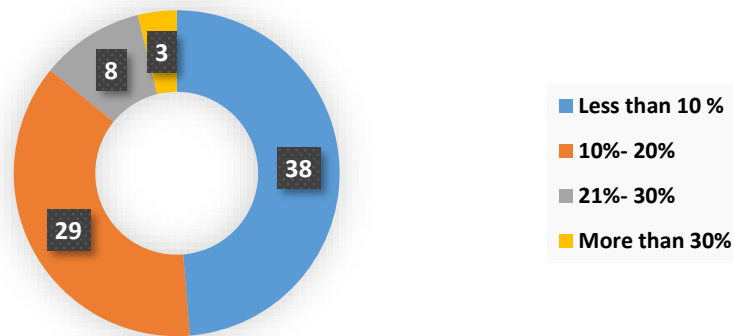
Table: Winners with Margin of Victory less than 1000 votes

**Winners with Margin of Victory more than 40%:** The details of Winners with Margin of Victory more than 40% are given below:

S.No.	Constituency	Total Valid Votes in The Constituency	Winner	Party	Votes Polled for Winner	% Vote share for Winner	Runners Up	Party	Votes Polled for Runners up	% of Votes Polled for Runners up	Margin of Victory	% Margin of Victory
1	Noida	348228	Pankaj Singh	BJP	244319	70.16%	Sunil Choudhary	SP	62806	18.04%	181513	52.12%
2	Meerut Cantt.	244493	Amit Agarwal	BJP	162032	66.27%	Manisha Ahlawat	RLD	43960	17.98%	118072	48.29%
3	Agra North	240752	Purushottam Khandelwal	BJP	153817	63.89%	Shabbir Abbas	BSP	41447	17.22%	112370	46.67%
4	Sahibabad	481686	Sunil Kumar Sharma	BJP	322882	67.03%	Amarpal Sharma	SP	108047	22.43%	214835	44.60%
5	Ghaziabad	244766	Atul Garg	BJP	150205	61.37%	Vishal Verma	SP	44668	18.25%	105537	43.12%
6	Govindnagar	192202	Surendra Maithani	BJP	117501	61.13%	Vikas Yadav	SP	36605	19.05%	80896	42.09%
7	Mathura	263621	Shrikant Sharma	BJP	158859	60.26%	Pradeep Mathur	INC	49056	18.61%	109803	41.65%
8	Gorakhpur Urban	250067	Adityanath	BJP	165499	66.18%	Subhawati Upendra Dutt Shukla	SP	62109	24.84%	103390	41.34%

Table: Winners with Margin of Victory more than 40%

### % of Margin of Victory of Winners with Declared Criminal Cases won Against Runners up with Clean Background



### % of Margin of Victory of Crorepati Winner won Against Non- Crorepati Runners up

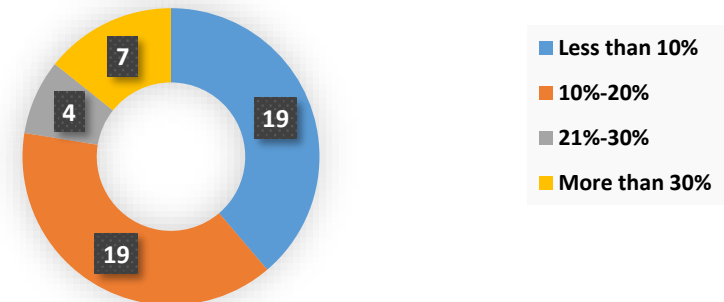


Figure: Margin of Victory of Winners with declared criminal cases and Crorepati Winners

#### Winners with Declared Criminal Cases and their Margin of Victory:

- **78** out of **205** winners with declared criminal cases have won against a runner up with a clean background.
- Among these **78** winners, **3** winners have won with more than **30%** margin of victory.
- **Amit Agarwal (BJP)** from **Meerut Cantt.** constituency won with **48%** margin of victory.

#### Crorepati Winners and their Margin of Victory:

- **49** out of **366** crorepati winners have won against a non-crorepati runners up.
- Among these **49** winners, **7** winners have won with more than **30 %** margin of victory.
- Among these, **Atul Garg (BJP)** from **Ghaziabad** constituency won with **43%** margin of victory.

## Performance of Women Winners in Uttar Pradesh Assembly Elections, 2022

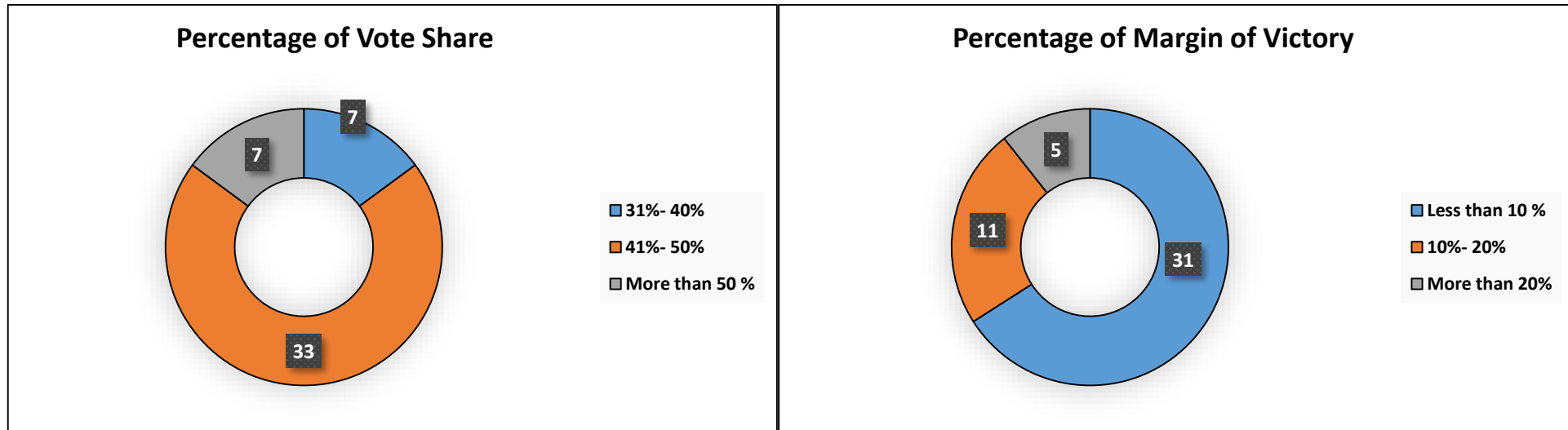


Figure: Performance of Women Winners

- Among the **403** winners, **47** are women.
- Among these **47** women winners, **5** women winners have won with more than **20%** margin of victory.
- Among the women winners, **Anjula Singh Mahaur (BJP)** from **Hathras** Constituency has won with the highest vote share, i.e. **59%** in her constituency and **38%** margin of victory.

## Performance of Re-elected Winners in Uttar Pradesh Assembly Elections, 2022

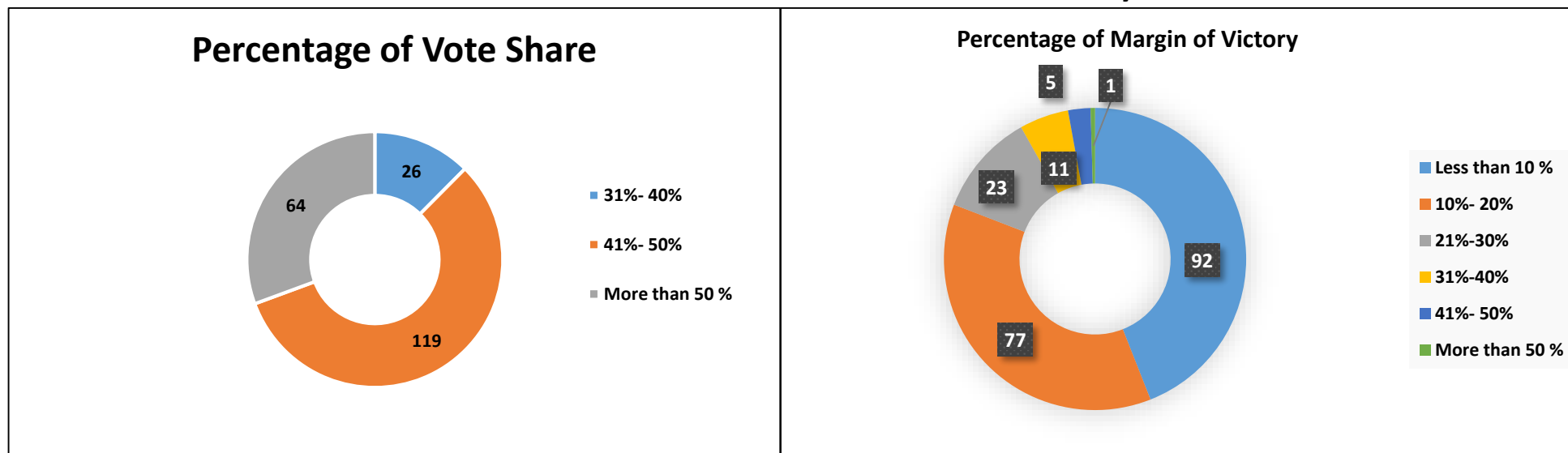


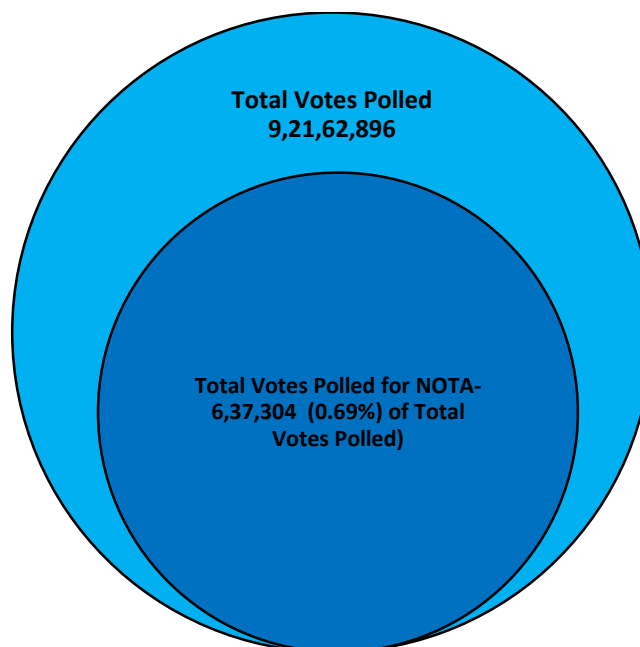
Figure: Performance of Re-Elected Winners

Percentage Range	Vote Share	Margin of Victory
Less than 10 %	0	92
10%- 20%	0	77
21%-30%	0	23
31%-40%	26	11
41%- 50%	119	5
More than 50 %	64	1

Table: Performance of Re-Elected Winners

- Out of total **209** re-elected winners, none have won with less than **35%** of vote share in their respective constituencies. **64(31%)** have won with more than **50%** of vote share.
- **92(44%)** re-elected winners have won with less than **10%** of margin of victory whereas **17** have won with more than **30%** of margin of victory.

## Details of NOTA



- The NOTA button instated by the ECI in 2013 gave the voters an option of rejecting all the candidates in their constituency. Out of **9,21,62,896** votes polled in Uttar Pradesh Assembly, 2022, **6,37,304 (0.69%)** were polled for NOTA.

- The top ten constituencies with highest votes polled for NOTA are as follows:

S.No.	Constituency	Total Valid Votes in The Constituency	Votes Polled for Winners	% Vote share for Winner	Votes Polled for Runners up	% of Votes Polled for Runners up	Votes Polled for NOTA	% of NOTA Votes
1	Duddhi	204469	84407	41%	78110	38%	4756	2.33%
2	Ghorawal	250342	101277	40%	77355	31%	4482	1.79%
3	Rath	259108	139373	54%	77394	30%	4268	1.65%
4	Chunar	220823	110980	50%	63366	29%	3921	1.78%
5	Lalitpur	333155	176550	53%	69335	21%	3880	1.16%
6	Robertsganj	209724	84496	40%	78875	38%	3612	1.72%
7	Bhinga	231104	103661	45%	90087	39%	3551	1.54%
8	Mauranipur	276999	143577	52%	84982	31%	3471	1.25%
9	Naraini	213967	83263	39%	76544	36%	3420	1.60%
10	Manikpur	207930	73132	35%	72084	35%	3325	1.60%

**Table: Top 10 Constituencies with highest votes polled for NOTA**

### Vote Share and Margin of Victory of Winners in Uttar Pradesh Assembly Elections 2022

S.No.	Constituency	Total Valid Votes in The Constituency	Winner	Party	Votes Polled for Winner	% Vote share for Winner	Runners Up	Party	Votes Polled for Runners up	% of Votes Polled for Runners up	Margin of Victory	% Margin of Victory	Votes Polled for NOTA	Votes Polled for NOTA %
1	Dhampur	205067	Ashok Kumar Rana	BJP	81791	39.89%	Naim Ul Hasan	SP	81588	39.79%	203	0.10%	834	0.41%
2	Kursi	288519	Sakendra Pratap	BJP	118720	41.15%	Rakesh Kumar Verma	SP	118503	41.07%	217	0.08%	1723	0.60%
3	Chandpur	224374	Swami Omvesh	SP	90522	40.34%	Kamlesh Saini	BJP	90288	40.24%	234	0.10%	854	0.38%
4	Nehtaur	199914	Omkumar	BJP	77935	38.98%	Munshiram	RLD	77677	38.86%	258	0.13%	1057	0.53%
5	Ram Nagar	235461	Fareed Mahfooz Kidwai	SP	98799	41.96%	Sharad Kumar Awasthi	BJP	98538	41.85%	261	0.11%	1822	0.77%
6	Isauli	202743	Mohd Tahir Khan	SP	69629	34.34%	Om Prakash Pandey	BJP	69360	34.21%	269	0.13%	1626	0.80%
7	Bilaspur	236259	Baldev Singh Aulakh	BJP	101998	43.17%	Amarjeet Singh	SP	101691	43.04%	307	0.13%	1197	0.51%
8	Baraut	196226	Krishan Pal Malik	BJP	90931	46.34%	Jaiveer	RLD	90616	46.18%	315	0.16%	579	0.30%
9	Nakur	270652	Mukesh Choudhary	BJP	104114	38.47%	Dr. Dharam Singh Saini	SP	103799	38.35%	315	0.12%	710	0.26%
10	Katra	194967	Veer Vikram Singh	BJP	77800	39.90%	Rajesh Yadav	SP	77443	39.72%	357	0.18%	1091	0.56%
11	Dibiyapur	200455	Pradeep Kumar Yadav	SP	80865	40.34%	Lakhan Singh Rajput	BJP	80392	40.10%	473	0.24%	928	0.46%
12	Shahganj	240920	Ramesh	Nirbal Indian Shoshit Hamara Aam Dal	87233	36.21%	Shailendra Yadav Lalai	SP	86514	35.91%	719	0.30%	1643	0.68%
13	Domariyaganj	206586	Saiyada Khatoon	SP	85098	41.19%	Raghvendra Pratap Singh	BJP	84327	40.82%	771	0.37%	1124	0.54%

S.No.	Constituency	Total Valid Votes in The Constituency	Winner	Party	Votes Polled for Winner	% Vote share for Winner	Runners Up	Party	Votes Polled for Runners up	% of Votes Polled for Runners up	Margin of Victory	% Margin of Victory	Votes Polled for NOTA	Votes Polled for NOTA %
14	Moradabad Nagar	321704	Ritesh Kumar Gupta	BJP	148384	46.12%	Mohd Yusuf Ansari	SP	147602	45.88%	782	0.24%	1400	0.44%
15	Jasrana	247762	Sachin Yadav	SP	108289	43.71%	Manvendra Pratap Singh	BJP	107453	43.37%	836	0.34%	1580	0.64%
16	Sultanpur	219508	Vinod Singh	BJP	92715	42.24%	Anoop Sanda	SP	91706	41.78%	1009	0.46%	1443	0.66%
17	Manikpur	207930	Avinash Chandra Dwivedi	Apna Dal (Soneylal)	73132	35.17%	Veer Singh Patel	SP	72084	34.67%	1048	0.50%	3325	1.60%
18	Chhibramau	281597	Archana Pandey	BJP	124773	44.31%	Arvind Singh Yadav	SP	123662	43.91%	1111	0.39%	1775	0.63%
19	Mariyahu	193664	Dr R.K. Patel	Apna Dal (Soneylal)	76007	39.25%	Sushma Patel	SP	74801	38.62%	1206	0.62%	1431	0.74%
20	Pharenda	211490	Virendra Chaudhary	INC	85181	40.28%	Bajrang Bahadur Singh	BJP	83935	39.69%	1246	0.59%	1484	0.70%
21	Sitapur	232552	Rakesh Rathour	BJP	99349	42.72%	Radhey Shyam Jaiswal	SP	98096	42.18%	1253	0.54%	1226	0.53%
22	Badlapur	207419	Ramesh Chandra Mishra	BJP	82391	39.72%	Omprakash Baba Dubey	SP	81065	39.08%	1326	0.64%	892	0.43%
23	Bijnor	252142	Suchi	BJP	97165	38.54%	Neeraj Chaudhary	RLD	95720	37.96%	1445	0.57%	1114	0.44%
24	Shrawasti	253077	Ram Feran	BJP	98640	38.98%	Mohammad Aslam Rainee	SP	97183	38.40%	1457	0.58%	3198	1.26%
25	Aurai	224745	Dinanath Bhashkar	BJP	93691	41.69%	Anjani	SP	92044	40.95%	1647	0.73%	2205	0.98%



S.No.	Constituency	Total Valid Votes in The Constituency	Winner	Party	Votes Polled for Winner	% Vote share for Winner	Runners Up	Party	Votes Polled for Runners up	% of Votes Polled for Runners up	Margin of Victory	% Margin of Victory	Votes Polled for NOTA	Votes Polled for NOTA %
26	Itwa	166700	Mata Prasad Pandey	SP	64253	38.54%	Satish Chandra	BJP	62591	37.55%	1662	1.00%	1135	0.68%
27	Ghazipur	226595	Jaikishan	SP	92472	40.81%	Dr. Sangeeta Balwant	BJP	90780	40.06%	1692	0.75%	421	0.19%
28	Basti Sadar	216093	Mahendra Nath Yadav	SP	86029	39.81%	Dayaram Chaudhary	BJP	84250	38.99%	1779	0.82%	1320	0.61%
29	Bisauli	249964	Ashutosh Maurya Urf Raju	SP	110569	44.23%	Kushagra Sagar	BJP	108735	43.50%	1834	0.73%	1787	0.71%
30	Salon	200323	Ashok Kumar	BJP	87715	43.79%	Jagdish Prasad	SP	85604	42.73%	2111	1.05%	2042	1.02%
31	Kithore	253869	Shahid Manzoor	SP	107104	42.19%	Satyavir Tyagi	BJP	104924	41.33%	2180	0.86%	912	0.36%
32	Raniganj	188715	Rakesh Kumar Verma Alias Dr. R. K. Verma	SP	75583	40.05%	Abhay Kumar Alias Dhiraj Ojha	BJP	72934	38.65%	2649	1.40%	1139	0.60%
33	Phulpur	246588	Praveen Patel	BJP	103557	42.00%	Mohd.Mujata ba Siddiqui	SP	100825	40.89%	2732	1.11%	1548	0.63%
34	Bachhrawan	209512	Shyam Sunder	SP	65747	31.38%	Laxmikant	Apna Dal (Soneylal)	62935	30.04%	2812	1.34%	2200	1.05%
35	Kalpi	236741	Vinod Chaturvedi	SP	69782	29.48%	Chhote Singh	Nirbal Indian Shoshit Hamara Aam Dal	66966	28.29%	2816	1.19%	1706	0.72%
36	Faridpur	203607	Prof. Shyam Bihari Lal	BJP	92070	45.22%	Vijay Pal Singh	SP	89149	43.78%	2921	1.43%	1532	0.75%
37	Zaidpur	277908	Gaurav Kumar	SP	113558	40.86%	Ambrish Rawat	BJP	110576	39.79%	2982	1.07%	1761	0.63%
38	Baheri	266003	Ataur Rehman	SP	124145	46.67%	Chhatra Pal Singh	BJP	120790	45.41%	3355	1.26%	1172	0.44%

S.No.	Constituency	Total Valid Votes in The Constituency	Winner	Party	Votes Polled for Winner	% Vote share for Winner	Runners Up	Party	Votes Polled for Runners up	% of Votes Polled for Runners up	Margin of Victory	% Margin of Victory	Votes Polled for NOTA	Votes Polled for NOTA %
39	Meja	186497	Sandeep Singh	SP	78555	42.12%	Neelam Karvariya	BJP	75116	40.28%	3439	1.84%	1768	0.95%
40	Handia	214451	Hakim Lal Bind	SP	84417	39.36%	Prashant Kumar Singh Rahul	Nirbal Indian Shoshit Hamara Aam Dal	80874	37.71%	3543	1.65%	1960	0.91%
41	Bindki	190821	Jay Kumar Singh Jaiki	Apna Dal (Soneylal)	78165	40.96%	Rameshwar Dayal	SP	74368	38.97%	3797	1.99%	1726	0.90%
42	Sareni	216700	Devendra Pratap Singh	SP	66166	30.53%	Dhirendra Bahadur Singh	BJP	62359	28.78%	3807	1.76%	1395	0.64%
43	Aliganj	226375	Satyapal Singh Rathore	BJP	102873	45.44%	Rameshwar Singh Yadav	SP	99063	43.76%	3810	1.68%	1263	0.56%
44	Etawah	245542	Sarita	BJP	98150	39.97%	Sarvesh Kumar Shakya	SP	94166	38.35%	3984	1.62%	1186	0.48%
45	Patiyali	219549	Nadira Sultan	SP	91958	41.88%	Mamtesh Shakya	BJP	87957	40.06%	4001	1.82%	839	0.38%
46	Bahraich	231708	Anupma Jaiswal	BJP	107628	46.45%	Yasar Shah	SP	103550	44.69%	4078	1.76%	2076	0.90%
47	Jalesar	202531	Sanjeev Kumar	BJP	91339	45.10%	Ranjeet Suman	SP	86898	42.91%	4441	2.19%	619	0.31%
48	Madhuban	224258	Ram Bilash Chauhan	BJP	79032	35.24%	Umesh Pandey	SP	74584	33.26%	4448	1.98%	1254	0.56%
49	Jalalabad	216688	Hari Prakash Verma	BJP	99609	45.97%	Neeraj Nalinish	SP	95037	43.86%	4572	2.11%	1258	0.58%
50	Tirwa	238364	Kailash Rajput	BJP	106089	44.51%	Anil Kumar Pal	SP	101481	42.57%	4608	1.93%	1128	0.47%
51	Bhongaon	215153	Ram Naresh Agnihotri	BJP	97208	45.18%	Alok Kumar Shakya	SP	92441	42.97%	4767	2.22%	906	0.42%
52	Mohammdi	232436	Lokendra Pratap Singh	BJP	99377	42.75%	Daud Ahmad	SP	94506	40.66%	4871	2.10%	1751	0.75%

S.No.	Constituency	Total Valid Votes in The Constituency	Winner	Party	Votes Polled for Winner	% Vote share for Winner	Runners Up	Party	Votes Polled for Runners up	% of Votes Polled for Runners up	Margin of Victory	% Margin of Victory	Votes Polled for NOTA	Votes Polled for NOTA %
53	Bhadohi	250365	Zahid	SP	100738	40.24%	Ravindra Nath Tripathi	BJP	95853	38.29%	4885	1.95%	2141	0.86%
54	Koil	252406	Anil Parashar	BJP	108067	42.81%	Shaz Ishaq	SP	103039	40.82%	5028	1.99%	1144	0.45%
55	Mahmoodabad	219853	Asha Maurya	BJP	92091	41.89%	Narendra Singh Verma	SP	86869	39.51%	5222	2.38%	1365	0.62%
56	Menhdawal	242230	Anil Kumar Tripathi	Nirbal Indian Shoshit Hamara Aam Dal	90193	37.23%	Jay Chand	SP	84970	35.08%	5223	2.16%	2058	0.85%
57	Mungra Badshahpur	219700	Pankaj	SP	92048	41.90%	Ajay Shankar Dubey	BJP	86818	39.52%	5230	2.38%	1267	0.58%
58	Charthawal	222190	Pankaj Kumar Malik	SP	97363	43.82%	Sapna Kashyap	BJP	92029	41.42%	5334	2.40%	878	0.40%
59	Mahadewa	211187	Dudhram	Suheldev Bharatiya Samaj Party	83350	39.47%	Ravi	BJP	77855	36.87%	5495	2.60%	1582	0.75%
60	Khaga	199986	Krishna Paswan	BJP	83735	41.87%	Ramthirth Paramhans	SP	78226	39.12%	5509	2.75%	2162	1.08%
61	Belthara Road	199617	Hansu Ram	Suheldev Bharatiya Samaj Party	78995	39.57%	Chhathu Ram	BJP	73481	36.81%	5514	2.76%	1219	0.61%
62	Bikapur	241937	Amit Singh Chauhan	BJP	107268	44.34%	Firoz Khan	SP	101708	42.04%	5560	2.30%	1382	0.57%
63	Soraon	223169	Geeta Shastri (Pasi)	SP	91474	40.99%	Dr. Jamuna Prasad Saroj	Apna Dal (Soneylal)	85884	38.48%	5590	2.50%	1712	0.77%
64	Robertsganj	209724	Bhupesh Chaubey	BJP	84496	40.29%	Avinash Kushwaha	SP	78875	37.61%	5621	2.68%	3612	1.72%
65	Gainsari	189885	Dr. Shiv Pratap Yadav	SP	75345	39.68%	Shailesh Kumar Singh "Shailu"	BJP	69508	36.61%	5837	3.07%	1744	0.92%

S.No.	Constituency	Total Valid Votes in The Constituency	Winner	Party	Votes Polled for Winner	% Vote share for Winner	Runners Up	Party	Votes Polled for Runners up	% of Votes Polled for Runners up	Margin of Victory	% Margin of Victory	Votes Polled for NOTA	Votes Polled for NOTA %
66	Milak	227230	Rajbala Singh	BJP	97948	43.11%	Vijay Singh	SP	92036	40.50%	5912	2.60%	1479	0.65%
67	Noorpur	213969	Ram Avatar Singh	SP	92574	43.27%	Chandraprakash Singh	BJP	86509	40.43%	6065	2.83%	946	0.44%
68	Kannauj	271435	Asim Arun	BJP	120876	44.53%	Anil Kumar Doharey	SP	114786	42.29%	6090	2.24%	1674	0.62%
69	Shekhupur	246366	Himanshu Yadav	SP	105531	42.84%	Dharmendra Kumar Singh Shakya	BJP	99431	40.36%	6100	2.48%	1773	0.72%
70	Gyanpur	215254	Vipul Dubey	Nirbal Indian Shoshit Hamara Aam Dal	73446	34.12%	Ram Kishore Bind	SP	67215	31.23%	6231	2.89%	2469	1.15%
71	Zafrabad	223351	Jagdish Narayan	Suheldev Bharatiya Samaj Party	90620	40.57%	Dr. HARENDRA PRASAD SINGH	BJP	84328	37.76%	6292	2.82%	1550	0.69%
72	Duddhi	204469	Ramdular	BJP	84407	41.28%	Vijay Singh	SP	78110	38.20%	6297	3.08%	4756	2.33%
73	Sadabad	242482	Pradeep Kumar Singh	RLD	104874	43.25%	Ramveer Upadhyay	BJP	98437	40.60%	6437	2.65%	976	0.40%
74	Shahabad	233517	Rajni Tiwari	BJP	94561	40.49%	Mohd Asif Khan	SP	88082	37.72%	6479	2.77%	1664	0.71%
75	Purqazi	215085	Anil Kumar	RLD	92672	43.09%	Pramod Utwal	BJP	86140	40.05%	6532	3.04%	921	0.43%
76	Naugawan Sadat	244837	Samarpal Singh	SP	108497	44.31%	Devender Nagpal	BJP	101957	41.64%	6540	2.67%	938	0.38%
77	Rasara	200572	Umashankar Singh	BSP	87887	43.82%	Mahendra	Suheldev Bharatiya Samaj Party	81304	40.54%	6583	3.28%	1339	0.67%
78	Unchahar	212030	Manoj Kumar Pandey	SP	82514	38.92%	Amarpal Maurya	BJP	75893	35.79%	6621	3.12%	1243	0.59%

S.No.	Constituency	Total Valid Votes in The Constituency	Winner	Party	Votes Polled for Winner	% Vote share for Winner	Runners Up	Party	Votes Polled for Runners up	% of Votes Polled for Runners up	Margin of Victory	% Margin of Victory	Votes Polled for NOTA	Votes Polled for NOTA %
79	Gonda	200215	Prateek Bhushan Singh	BJP	96528	48.21%	Suraj Singh	SP	89829	44.87%	6699	3.35%	989	0.49%
80	Naraini	213967	Ommani Varma	BJP	83263	38.91%	Kiran Verma	SP	76544	35.77%	6719	3.14%	3420	1.60%
81	Baghpat	214112	Yogesh Dhama	BJP	101420	47.37%	Mohd Ahmed Hameed	RLD	94687	44.22%	6733	3.14%	574	0.27%
82	Mainpuri	213589	Jayveer Singh	BJP	99814	46.73%	Rajkumar Urf Raju Yadav	SP	93048	43.56%	6766	3.17%	953	0.45%
83	Gauriganj	202856	Rakesh Pratap Singh	SP	79040	38.96%	Chandra Prakash Mishra Matiyari	BJP	72077	35.53%	6963	3.43%	1920	0.95%
84	Pilibhit	261009	Sanjay Singh Gangwar	BJP	125506	48.08%	Shailendra Singh Gangwar	SP	118536	45.41%	6970	2.67%	1188	0.46%
85	Hapur	246567	Vijaypal (Aadhti)	BJP	97862	39.69%	Gajraj Singh	RLD	90828	36.84%	7034	2.85%	930	0.38%
86	Deoband	242193	Brijesh	BJP	93890	38.77%	Kartikey Rana	SP	86786	35.83%	7104	2.93%	729	0.30%
87	Shamli	210952	Persann Kumar	RLD	103070	48.86%	Tejendra Singh	BJP	95963	45.49%	7107	3.37%	799	0.38%
88	Rae Bareli	230100	Aditi Singh	BJP	102429	44.51%	Ram Pratap Yadav	SP	95254	41.40%	7175	3.12%	2281	0.99%
89	Hastinapur	230276	Dinesh	BJP	107587	46.72%	Yogesh Verma	SP	100275	43.55%	7312	3.18%	671	0.29%
90	Sirathu	228626	Dr. Pallavi Patel	SP	106278	46.49%	Keshav Prasad Maurya	BJP	98941	43.28%	7337	3.21%	727	0.32%
91	Baberu	205453	Vishambhar Singh Yadav	SP	79614	38.75%	Ajay Kumar	BJP	72221	35.15%	7393	3.60%	3047	1.48%

S.No.	Constituency	Total Valid Votes in The Constituency	Winner	Party	Votes Polled for Winner	% Vote share for Winner	Runners Up	Party	Votes Polled for Runners up	% of Votes Polled for Runners up	Margin of Victory	% Margin of Victory	Votes Polled for NOTA	Votes Polled for NOTA %
92	Saharanpur Nagar	293112	Rajeev Gumber	BJP	143195	48.85%	Sanjay Garg	SP	135761	46.32%	7434	2.54%	753	0.26%
93	Bharthana	246734	Raghvendra Kumar Singh	SP	103676	42.02%	Siddharth Shanker	BJP	96117	38.96%	7559	3.06%	1257	0.51%
94	Bilari	238844	Mohammad Faheem Irfan	SP	95338	39.92%	Parmeshwar Lal	BJP	87728	36.73%	7610	3.19%	1417	0.59%
95	Katehari	247560	Lalji Verma	SP	93524	37.78%	Avadhesh Kumar	Nirbal Indian Shoshit Hamara Aam Dal	85828	34.67%	7696	3.11%	1492	0.60%
96	Kaiserganj	226617	Anand Kumar	SP	103135	45.51%	Gaurav Verma	BJP	95424	42.11%	7711	3.40%	2465	1.09%
97	Malihabad	240941	Jai Devi	BJP	106372	44.15%	Surendra Kumar	SP	98627	40.93%	7745	3.21%	1478	0.61%
98	Bidhuna	228340	Rekha Verma	SP	97257	42.59%	Riya Shakya	BJP	89492	39.19%	7765	3.40%	1097	0.48%
99	Arya Nagar	152099	Amitabh Bajpai	SP	76897	50.56%	Suresh Awasthi	BJP	68973	45.35%	7924	5.21%	547	0.36%
100	Meerut South	298393	Dr. Somendra Singh Tomar	BJP	129667	43.46%	Mohd Adil	SP	121725	40.79%	7942	2.66%	1139	0.38%
101	Gopamau	213048	Shyam Prakash	BJP	91762	43.07%	Rajeshwari	SP	83764	39.32%	7998	3.75%	1887	0.89%
102	Jaunpur	248447	Girish Chandra Yadav	BJP	97760	39.35%	Mohd. Arshad Khan	SP	89708	36.11%	8052	3.24%	542	0.22%
103	Sikandra Rao	235619	Birendra Singh Rana	BJP	98094	41.63%	Dr. Lalit Pratap Baghel	SP	89990	38.19%	8104	3.44%	1178	0.50%
104	Lucknow West	258320	Armaan Khan	SP	124497	48.19%	Anjani Kumar Srivastava	BJP	116313	45.03%	8184	3.17%	1334	0.52%
105	Machhlishahr	218312	Dr. Ragini	SP	91659	41.99%	Mehi Lal	BJP	83175	38.10%	8484	3.89%	1198	0.55%

S.No.	Constituency	Total Valid Votes in The Constituency	Winner	Party	Votes Polled for Winner	% Vote share for Winner	Runners Up	Party	Votes Polled for Runners up	% of Votes Polled for Runners up	Margin of Victory	% Margin of Victory	Votes Polled for NOTA	Votes Polled for NOTA %
106	Fatehpur	214050	Chandra Prakash	SP	96839	45.24%	Vikram Singh	BJP	88238	41.22%	8601	4.02%	1793	0.84%
107	Loni	315095	Nandkishor	BJP	127410	40.44%	Madan Bhaiya	RLD	118734	37.68%	8676	2.75%	1565	0.50%
108	Sirsaganj	208192	Sarvesh Singh	SP	96224	46.22%	Hariom Yadav	BJP	87419	41.99%	8805	4.23%	989	0.48%
109	Ajagara	245074	Tribhuwan Ram	BJP	101088	41.25%	Sunil Sonkar	Suheldev Bharatiya Samaj Party	91928	37.51%	9160	3.74%	2070	0.84%
110	Siwalkhas	233667	Ghulam Mohammad	RLD	101749	43.54%	Maninder Pal	BJP	92567	39.61%	9182	3.93%	929	0.40%
111	Sandi	195511	Prabhash Kumar	BJP	81519	41.70%	Usha Verma	SP	72286	36.97%	9233	4.72%	1689	0.86%
112	Nawabganj	230503	Dr. M. P. Arya	BJP	111113	48.20%	Bhagwat Saran Gangwar	SP	101876	44.20%	9237	4.01%	1451	0.63%
113	Chakia	246794	Kailash	BJP	97812	39.63%	Jitendra Kumar	SP	88561	35.88%	9251	3.75%	2511	1.02%
114	Shahjahanpur	224447	Suresh Kumar Khanna	BJP	109942	48.98%	Tanveer Khan	SP	100629	44.83%	9313	4.15%	966	0.43%
115	Karachhana	203189	Piyush Ranjan Nishad	BJP	89527	44.06%	Ujjwal Raman Singh	SP	80199	39.47%	9328	4.59%	1891	0.93%
116	Shikohabad	235438	Mukesh Verma	SP	106279	45.14%	Om Prakash Verma	BJP	96951	41.18%	9328	3.96%	1181	0.50%
117	Alapur	208647	Tribhuwan Dutt	SP	74165	35.55%	Triveniram	BJP	64782	31.05%	9383	4.50%	1538	0.74%
118	Bhojipura	260250	Shazil Islam Ansari	SP	119402	45.88%	Bahoran Lal Maurya	BJP	109993	42.26%	9409	3.62%	1373	0.53%

S.No.	Constituency	Total Valid Votes in The Constituency	Winner	Party	Votes Polled for Winner	% Vote share for Winner	Runners Up	Party	Votes Polled for Runners up	% of Votes Polled for Runners up	Margin of Victory	% Margin of Victory	Votes Polled for NOTA	Votes Polled for NOTA %
119	Dataganj	237304	Rajeev Singh Urf Babbu Bhaiya	BJP	107591	45.34%	Arjun Singh	SP	98115	41.35%	9476	3.99%	1463	0.62%
120	Lambhua	210835	Sitaram Verma	BJP	82999	39.37%	Santosh Pandey	SP	73466	34.85%	9533	4.52%	1686	0.80%
121	Mant	224786	Rajesh Chaudhary	BJP	83958	37.35%	Shyam Sundar Sharma	BSP	74378	33.09%	9580	4.26%	1180	0.52%
122	Dadraul	224055	Manvendra Singh	BJP	100957	45.06%	Rajesh Kumar Verma	SP	91256	40.73%	9701	4.33%	993	0.44%
123	Sidhauli	243719	Manish Rawat	BJP	106222	43.58%	Dr. Hargovind Bhargava	SP	96506	39.60%	9716	3.99%	1556	0.64%
124	Kerakat	240258	Tufani Saroj	SP	94022	39.13%	Dinesh Chaudhary	BJP	84178	35.04%	9844	4.10%	2147	0.89%
125	Matera	212372	Mariya	SP	102255	48.15%	Arun Veer Singh	BJP	91827	43.24%	10428	4.91%	2759	1.30%
126	Biswan	236786	Nirmal Verma	BJP	106014	44.77%	Afzaal Kausar	SP	95536	40.35%	10478	4.43%	1581	0.67%
127	Dhanghata	216222	Ganesh Chandra	BJP	83241	38.50%	Alagu Prasad	Suheldev Bharatiya Samaj Party	72688	33.62%	10553	4.88%	1915	0.89%
128	Varanasi South	195782	Dr. Neelkanth Tiwari	BJP	99622	50.88%	Kameshwar Alias Kishan Dixit	SP	88900	45.41%	10722	5.48%	938	0.48%
129	Bareilly Cantt.	196168	Sanjeev Agarwal	BJP	98931	50.43%	Supriya Aron	SP	88163	44.94%	10768	5.49%	687	0.35%
130	Thana Bhawan	218541	Ashraf Ali Khan	RLD	103751	47.47%	Suresh Kumar	BJP	92945	42.53%	10806	4.94%	789	0.36%
131	Saiyadraja	210031	Sushil Singh	BJP	87891	41.85%	Manoj Kumar	SP	76974	36.65%	10917	5.20%	1647	0.78%



S.No.	Constituency	Total Valid Votes in The Constituency	Winner	Party	Votes Polled for Winner	% Vote share for Winner	Runners Up	Party	Votes Polled for Runners up	% of Votes Polled for Runners up	Margin of Victory	% Margin of Victory	Votes Polled for NOTA	Votes Polled for NOTA %
132	Lucknow Central	210567	Ravidas Mehrotra	SP	104488	49.62%	Rajnish Kumar Gupta	BJP	93553	44.43%	10935	5.19%	960	0.46%
133	Pratapnagar	227363	Vijaya Yadav	SP	91142	40.09%	Rakesh Dhar Tripathi	Apna Dal (Soneylal)	80186	35.27%	10956	4.82%	654	0.29%
134	Balrampur	206720	Paltoo Ram	BJP	101146	48.93%	Jagram Paswan	SP	90175	43.62%	10971	5.31%	2365	1.14%
135	Badaun	219183	Mahesh Chandra Gupta	BJP	101096	46.12%	Rais Ahmad	SP	89917	41.02%	11179	5.10%	1392	0.64%
136	Dhanaura	243697	Rajeev Kumar	BJP	103054	42.29%	Vivek Singh	SP	91629	37.60%	11425	4.69%	1176	0.48%
137	Misrikh	221341	Ramkrishna Bhargava	BJP	91092	41.15%	Manoj Kumar Rajvanshi	Suheldev Bharatiya Samaj Party	79627	35.97%	11465	5.18%	1498	0.68%
138	Sikanderpur	176471	Ziya-ud-din Rizvi	SP	75446	42.75%	Sanjay Yadav	BJP	63591	36.03%	11855	6.72%	1089	0.62%
139	Bhognipur	218144	Rakesh Sachan	BJP	87809	40.25%	Narendra Pal Singh	SP	75916	34.80%	11893	5.45%	1292	0.59%
140	Payagpur	230613	Subhash Tripathi	BJP	110162	47.77%	Mukesh Srivastava	SP	98106	42.54%	12056	5.23%	2322	1.01%
141	Maholi	250504	Shashank Trivedi	BJP	112040	44.73%	Anoop Kumar Gupta	SP	99868	39.87%	12172	4.86%	1480	0.59%
142	Nanpara	199694	Ram Niwas Verma	Apna Dal (Soneylal)	87689	43.91%	Madhuri Verma	SP	75505	37.81%	12184	6.10%	2403	1.20%
143	Sishamau	156209	Haji Irfan Solanki	SP	79163	50.68%	Salil Vishnoi	BJP	66897	42.83%	12266	7.85%	664	0.43%
144	Akbarpur	214843	Ram Achal Rajbhar	SP	81931	38.14%	Dharmraj Nishad	BJP	69595	32.39%	12336	5.74%	1656	0.77%
145	Bara	205129	Vachaspati	Apna Dal (Soneylal)	89203	43.49%	Ajay	SP	76679	37.38%	12524	6.11%	2731	1.33%

S.No.	Constituency	Total Valid Votes in The Constituency	Winner	Party	Votes Polled for Winner	% Vote share for Winner	Runners Up	Party	Votes Polled for Runners up	% of Votes Polled for Runners up	Margin of Victory	% Margin of Victory	Votes Polled for NOTA	Votes Polled for NOTA %
146	Khalilabad	250627	Ankur Tiwari	BJP	76086	30.36%	Digvijay Narayan	SP	63464	25.32%	12622	5.04%	1259	0.50%
147	Dhaulana	280013	Dharmesh Singh Tomar	BJP	125028	44.65%	Aslam Ali	SP	112400	40.14%	12628	4.51%	950	0.34%
148	Aligarh	252587	Mukta Raja	BJP	120389	47.66%	Zafar Alam	SP	107603	42.60%	12786	5.06%	1056	0.42%
149	Bairia	176654	Jai Prakash Anchal	SP	71241	40.33%	Anand Swarup Shukla	BJP	58290	33.00%	12951	7.33%	1958	1.11%
150	Ayah Shah	160419	Vikas Gupta	BJP	71231	44.40%	Vishambhar Prasad Nishad	SP	58225	36.30%	13006	8.11%	1884	1.17%
151	Goshainganj	241298	Abhay Singh	SP	105863	43.87%	Arti Tiwari	BJP	92784	38.45%	13079	5.42%	1747	0.72%
152	Laharpur	240151	Anil Kumar Verma	SP	112987	47.05%	Suneel Verma	BJP	99832	41.57%	13155	5.48%	1890	0.79%
153	Chail	223984	Pooja Pal	SP	88818	39.65%	Nagendra Pratap Singh Patel	Apna Dal (Soneylal)	75609	33.76%	13209	5.90%	1960	0.88%
154	Tilhar	213455	Salona Kushwaha	BJP	102307	47.93%	Roshan Lal Verma	SP	89030	41.71%	13277	6.22%	772	0.36%
155	Milkipur	216515	Awadhesh Prasad	SP	103905	47.99%	Baba Gorakhnath	BJP	90567	41.83%	13338	6.16%	1960	0.91%
156	Akbarpur - Raniya	211830	Pratibha Shukla	BJP	92827	43.82%	Dr. Ram Prakash Kushwaha	SP	79410	37.49%	13417	6.33%	1191	0.56%
157	Didarganj	200957	Kamalkant	SP	74342	36.99%	Krishnamurari	BJP	60781	30.25%	13561	6.75%	864	0.43%
158	Bhinga	231104	Indrani Devi	SP	103661	44.85%	Padam Sen Chaudhary	BJP	90087	38.98%	13574	5.87%	3551	1.54%
159	Jalalpur	258897	Rakesh Pandey	SP	93668	36.18%	Dr. Rajesh Singh	BSP	80038	30.91%	13630	5.26%	1399	0.54%

S.No.	Constituency	Total Valid Votes in The Constituency	Winner	Party	Votes Polled for Winner	% Vote share for Winner	Runners Up	Party	Votes Polled for Runners up	% of Votes Polled for Runners up	Margin of Victory	% Margin of Victory	Votes Polled for NOTA	Votes Polled for NOTA %
160	Kasta	215550	Saurabh Singh	BJP	103315	47.93%	Suneel Kumar Lala	SP	89498	41.52%	13817	6.41%	1399	0.65%
161	Sahaswan	250872	Brajesh Yadav	SP	83673	33.35%	Musarrat Ali	BSP	69728	27.79%	13945	5.56%	1899	0.76%
162	Mehnagar	221016	Puja	SP	86960	39.35%	Manjoo Saroj	BJP	72811	32.94%	14149	6.40%	1649	0.75%
163	Phaphamau	210773	Guru Prasad Maurya	BJP	91186	43.26%	Ansar Ahmad	SP	76862	36.47%	14324	6.80%	517	0.25%
164	Barhapur	240760	Kunwar Sushant Singh	BJP	100100	41.58%	Kapil Kumar	SP	85755	35.62%	14345	5.96%	849	0.35%
165	Ghatampur	196466	Saroj	Apna Dal (Soneylal)	81727	41.60%	Bhagwati Prasad	SP	67253	34.23%	14474	7.37%	1653	0.84%
166	Harchandpur	201651	Rahul Rajpoot	SP	92498	45.87%	Rakesh Singh	BJP	78009	38.69%	14489	7.19%	2411	1.20%
167	Rampur Karkhana	206915	Surendra Chaurasia	BJP	90742	43.85%	Fasiha Manzar Ghazala Lari	SP	76072	36.76%	14670	7.09%	1436	0.69%
168	Lalganj	218657	Bechai	SP	83767	38.31%	Neelam	BJP	69034	31.57%	14733	6.74%	1743	0.80%
169	Rampur Khas	167754	Aradhana Mishra, Mona	INC	84334	50.27%	Nagesh Pratap Singh Urf Chhote Sarkar	BJP	69593	41.49%	14741	8.79%	2438	1.45%
170	Mughalsarai	241076	Ramesh Jaiswal	BJP	102216	42.40%	Chandra Shekhar Yadav	SP	87295	36.21%	14921	6.19%	1700	0.71%
171	Banda	197300	Prakash Dwivedi	BJP	81557	41.34%	Manjula Singh	SP	66343	33.63%	15214	7.71%	1991	1.01%

S.No.	Constituency	Total Valid Votes in The Constituency	Winner	Party	Votes Polled for Winner	% Vote share for Winner	Runners Up	Party	Votes Polled for Runners up	% of Votes Polled for Runners up	Margin of Victory	% Margin of Victory	Votes Polled for NOTA	Votes Polled for NOTA %
172	Rudhauli	234531	Rajendra Prasad Chaudhary	SP	86360	36.82%	Sangeeta Devi Urf Sangeeta Pratap Jaiswal	BJP	71134	30.33%	15226	6.49%	1140	0.49%
173	Nautanwa	225463	Rishi	Nirbal Indian Shoshit Hamara Aam Dal	90263	40.03%	Kunwar Kaushal Singh	SP	74932	33.23%	15331	6.80%	2061	0.91%
174	Sadar	203496	Raj Prasad Upadhyay	BJP	85249	41.89%	Arun Verma	SP	69495	34.15%	15754	7.74%	1439	0.71%
175	Babaganj	166804	Vinod Kumar	Jansatta Dal Loktantrik	67282	40.34%	Girish Chandra	SP	51515	30.88%	15767	9.45%	1959	1.17%
176	Bangermau	203527	Shrikant Katiyar	BJP	90980	44.70%	Dr. Munna	SP	75187	36.94%	15793	7.76%	1267	0.62%
177	Bithari Chainpur	248030	Dr. Raghavendra Sharma	BJP	115417	46.53%	Agam Kumar Maurya	SP	99576	40.15%	15841	6.39%	1283	0.52%
178	Azamgarh	236330	Durga Prasad Yadav	SP	100813	42.66%	Akhilesh Kumar Mishra	BJP	84777	35.87%	16036	6.79%	1470	0.62%
179	Khatauli	221969	Vikram Singh	BJP	100651	45.34%	Rajpal Singh Saini	RLD	84306	37.98%	16345	7.36%	824	0.37%
180	Mohanlalganj	245742	Amresh Kumar	BJP	107089	43.58%	Sushila Saroj	SP	90541	36.84%	16548	6.73%	2313	0.94%
181	Balha	214812	Saroj Sonkar	BJP	100483	46.78%	Akshaybar Nath Kanaujiya	SP	83910	39.06%	16573	7.72%	2689	1.25%
182	Salempur	177800	Bijaylaxmi Gautam	BJP	82047	46.15%	Manbodh Prasad	Suheldev Bharatiya Samaj Party	65439	36.80%	16608	9.34%	1823	1.03%

S.No.	Constituency	Total Valid Votes in The Constituency	Winner	Party	Votes Polled for Winner	% Vote share for Winner	Runners Up	Party	Votes Polled for Runners up	% of Votes Polled for Runners up	Margin of Victory	% Margin of Victory	Votes Polled for NOTA	Votes Polled for NOTA %
183	Sakaldiha	212118	Prabhu Narayan Yadav	SP	86328	40.70%	Suryamuni Tiwari	BJP	69667	32.84%	16661	7.85%	1567	0.74%
184	Barhaj	185108	Deepak Kumar Mishr	BJP	85758	46.33%	Murli Manohar Jaiswal	SP	68897	37.22%	16861	9.11%	1847	1.00%
185	Atrauliya	231341	Dr. Sangram	SP	91502	39.55%	Prashant Singh	Nirbal Indian Shoshit Hamara Aam Dal	74255	32.10%	17247	7.46%	1402	0.61%
186	Etah	210489	Vipin Kumar David	BJP	97539	46.34%	Jugendra Singh Yadav	SP	80292	38.15%	17247	8.19%	779	0.37%
187	Malhani	228695	Lucky Yadav	SP	97357	42.57%	Dhananjay Singh	Janata Dal (United)	79830	34.91%	17527	7.66%	1333	0.58%
188	Sri Nagar	229293	Manju Tyagi	BJP	108249	47.21%	Ram Sharan	SP	90641	39.53%	17608	7.68%	1624	0.71%
189	Marhara	206870	Virendra Singh Lodhi	BJP	101387	49.01%	Amit Gaurav	SP	83778	40.50%	17609	8.51%	847	0.41%
190	Bhatpar Rani	194282	Sabhakunwar	BJP	91282	46.98%	Ashutosh Upadhyay	SP	73200	37.68%	18082	9.31%	1589	0.82%
191	Amethi	189864	Maharaji Prajapati	SP	88217	46.46%	Dr.Sanjay Sinh	BJP	70121	36.93%	18096	9.53%	1206	0.64%
192	Jahanabad	190500	Rajendra Singh Patel	BJP	78503	41.21%	Madan Gopal	SP	60311	31.66%	18192	9.55%	1529	0.80%
193	Sardhana	243206	Atul Pradhan	SP	118573	48.75%	Sangeet Singh Som	BJP	100373	41.27%	18200	7.48%	883	0.36%
194	Harraiya	221334	Ajay Singh	BJP	88200	39.85%	Tarayambak Nath	SP	69871	31.57%	18329	8.28%	1704	0.77%
195	Aonla	191509	Dharmpal Singh	BJP	88956	46.45%	Pt. Radha Krishan Sharma	SP	70532	36.83%	18424	9.62%	1211	0.63%
196	Katra Bazar	234642	Bawan Singh	BJP	112291	47.86%	Baijnath	SP	93834	39.99%	18457	7.87%	2004	0.85%

S.No.	Constituency	Total Valid Votes in The Constituency	Winner	Party	Votes Polled for Winner	% Vote share for Winner	Runners Up	Party	Votes Polled for Runners up	% of Votes Polled for Runners up	Margin of Victory	% Margin of Victory	Votes Polled for NOTA	Votes Polled for NOTA %
197	Kaimganj	241231	Dr. SURABHI	Apna Dal (Soneylal)	114952	47.65%	Sarvesh Ambedkar	SP	96409	39.97%	18543	7.69%	1618	0.67%
198	Muzaffar Nagar	225543	Kapil Dev Agarwal	BJP	111794	49.57%	Saurabh	RLD	93100	41.28%	18694	8.29%	675	0.30%
199	Mohammadabad	246214	Suhaib Alias Mannu Ansari	SP	111443	45.26%	Alka Rai	BJP	92684	37.64%	18759	7.62%	1567	0.64%
200	Kishni	195795	Eng. Brajesh Katheriya	SP	97070	49.58%	Dr. Priya Ranjan Ashu Diwakar	BJP	77919	39.80%	19151	9.78%	1185	0.61%
201	Phephana	189662	Sangram Singh	SP	92516	48.78%	Upendra Tiwari	BJP	73162	38.57%	19354	10.20%	1117	0.59%
202	Thakurdwara	275608	Navab Jan	SP	134391	48.76%	Ajay Pratap Singh	BJP	114707	41.62%	19684	7.14%	1061	0.38%
203	Kanpur Cantt.	189492	Mohammad Hasan	SP	94729	49.99%	Raghunandan Singh Bhadauriya	BJP	74742	39.44%	19987	10.55%	740	0.39%
204	Ayodhya	231258	Ved Prakash	BJP	113414	49.04%	Tej Narayan	SP	93424	40.40%	19990	8.64%	1240	0.54%
205	Sevata	223131	Gyan Tiwari	BJP	108057	48.43%	Mahendra Kumar Singh	SP	87776	39.34%	20281	9.09%	1996	0.89%
206	Bansi	188754	Jai Pratap Singh	BJP	84596	44.82%	Naveen	SP	64256	34.04%	20340	10.78%	1598	0.85%
207	Lakhimpur	269472	Yogesh Verma	BJP	127663	47.38%	Utkarsh Verma Madhur	SP	107085	39.74%	20578	7.64%	2049	0.76%
208	Rampur Maniharan	232233	Devender Kumar Nim	BJP	89109	38.37%	Ravindra Kumar	BSP	68516	29.50%	20593	8.87%	670	0.29%
209	Chitrakoot	242357	Anil Kumar Anil Pradhan	SP	104771	43.23%	Chandrika Prasad Upadhyay	BJP	83895	34.62%	20876	8.61%	3290	1.36%
210	Bithoor	241399	Abhijeet Singh	BJP	107330	44.46%	Munindra Shukla	SP	86257	35.73%	21073	8.73%	1759	0.73%

S.No.	Constituency	Total Valid Votes in The Constituency	Winner	Party	Votes Polled for Winner	% Vote share for Winner	Runners Up	Party	Votes Polled for Runners up	% of Votes Polled for Runners up	Margin of Victory	% Margin of Victory	Votes Polled for NOTA	Votes Polled for NOTA %
211	Bansdih	216698	Ketakee Singh	BJP	103305	47.67%	Ram Govind	SP	81953	37.82%	21352	9.85%	2004	0.92%
212	Rasulabad	196261	Poonam Sankhwar	BJP	91783	46.77%	Kamlesh Chandra Diwakar	SP	70271	35.80%	21512	10.96%	1298	0.66%
213	Kalyanpur	187814	Neelima Katiyar	BJP	98997	52.71%	Satish Kumar Nigam	SP	77462	41.24%	21535	11.47%	894	0.48%
214	Chillupar	227784	Rajesh Tripathi	BJP	96777	42.49%	Vinay Shankar	SP	75132	32.98%	21645	9.50%	1953	0.86%
215	Utraula	196180	Rampratap Verma Urf Shashikant Verma	BJP	87162	44.43%	Hasib Khan	SP	65393	33.33%	21769	11.10%	1609	0.82%
216	Patti	221762	Ram Singh	SP	108070	48.73%	Rajendra Pratap Singh Urf Moti	BJP	86019	38.79%	22051	9.94%	1358	0.61%
217	Ghosi	256855	Dara Singh Chauhan	SP	108430	42.21%	Vijay Kumar Rajbhar	BJP	86214	33.57%	22216	8.65%	1249	0.49%
218	Hasanpur	268924	Mahendra	BJP	120135	44.67%	Mukhya Gurjar	SP	97753	36.35%	22382	8.32%	1279	0.48%
219	Auraiya	195746	Gudiya Katheriya	BJP	88631	45.28%	Jitendra Kumar Dohare	SP	66184	33.81%	22447	11.47%	1192	0.61%
220	Zamania	233390	Om Prakash	SP	94695	40.57%	Sunita Singh	BJP	72239	30.95%	22456	9.62%	1675	0.72%
221	Sagri	194340	Hriday Narayan Singh Patel	SP	83093	42.76%	Bandana Singh	BJP	60578	31.17%	22515	11.59%	1148	0.59%
222	Sevapuri	220910	Neel Ratan Singh	BJP	105163	47.60%	Surendra Singh Patel	SP	82632	37.41%	22531	10.20%	1587	0.72%

S.No.	Constituency	Total Valid Votes in The Constituency	Winner	Party	Votes Polled for Winner	% Vote share for Winner	Runners Up	Party	Votes Polled for Runners up	% of Votes Polled for Runners up	Margin of Victory	% Margin of Victory	Votes Polled for NOTA	Votes Polled for NOTA %
223	Jagdishpur	203268	Suresh Kumar	BJP	89315	43.94%	Vijay Kumar	INC	66491	32.71%	22824	11.23%	2060	1.01%
224	Gaura	172557	Prabhat Kumar Verma	BJP	73545	42.62%	Sanjay Kumar	SP	50571	29.31%	22974	13.31%	1361	0.79%
225	Mehnaun	214439	Vinay Kumar	BJP	107327	50.05%	Nandita Shukla	SP	84109	39.22%	23218	10.83%	1971	0.92%
226	Gangoh	270590	Kirat Singh	BJP	116582	43.08%	Inder Sain	SP	93133	34.42%	23449	8.67%	604	0.22%
227	Najibabad	232615	Tasleem Ahmad	SP	102675	44.14%	Raja Bharatendra Singh	BJP	78905	33.92%	23770	10.22%	1372	0.59%
228	Manjhanpur	257411	Indrajeet Saroj	SP	121506	47.20%	Lal Bahadur	BJP	97628	37.93%	23878	9.28%	2815	1.09%
229	Ghorawal	250342	Dr. Anil Kumar Maurya	BJP	101277	40.46%	Ramesh Chandra Dubey	SP	77355	30.90%	23922	9.56%	4482	1.79%
230	Gorakhpur Rural	254865	Bipin Singh	BJP	126376	49.59%	Vijay Bahadur Yadav	SP	102306	40.14%	24070	9.44%	1053	0.41%
231	Kaptanganj	215925	Kavindra Chaudhary	SP	94273	43.66%	Chandra Prakash Shukla	BJP	70094	32.46%	24179	11.20%	1221	0.57%
232	Bah	190382	Rani Pakshalika Singh	BJP	78360	41.16%	Madhusudan Sharma	SP	54125	28.43%	24235	12.73%	1837	0.96%
233	Gopalpur	206518	Nafees Ahmad	SP	84401	40.87%	Satyendra Rai	BJP	60094	29.10%	24307	11.77%	1471	0.71%
234	Chharra	243058	Ravendra Pal Singh	BJP	111293	45.79%	Laxmi Dhangar	SP	86966	35.78%	24327	10.01%	1027	0.42%
235	Shohratgarh	189713	Vinay Verma	Apna Dal (Soneylal)	71062	37.46%	Prem Chandra	Suheldev Bharatiya Samaj Party	46599	24.56%	24463	12.89%	1950	1.03%
236	Koraon	207611	Raj Mani	BJP	84587	40.74%	Ram Deo	SP	60100	28.95%	24487	11.79%	2628	1.27%
237	Dhaurahra	229315	Vinod Shankar	BJP	113498	49.49%	Varun Singh	SP	88888	38.76%	24610	10.73%	2478	1.08%



S.No.	Constituency	Total Valid Votes in The Constituency	Winner	Party	Votes Polled for Winner	% Vote share for Winner	Runners Up	Party	Votes Polled for Runners up	% of Votes Polled for Runners up	Margin of Victory	% Margin of Victory	Votes Polled for NOTA	Votes Polled for NOTA %
238	Bilgram-Mallanwan	234764	Ashish Kumar Singh 'Ashu'	BJP	82075	34.96%	Brijesh Kumar Verma	SP	57185	24.36%	24890	10.60%	1818	0.77%
239	Pratapgarh	195981	Rajendra Kumar	BJP	89762	45.80%	Krishna Patel	Apna Dal (Kamerawadi)	64699	33.01%	25063	12.79%	1336	0.68%
240	Bilsi	205319	Harish Chandra	BJP	93500	45.54%	Chandra Prakash Maurya	SP	68385	33.31%	25115	12.23%	1173	0.57%
241	Husainganj	188359	Usha Maurya	SP	91884	48.78%	Ranvendra Pratap Singh	BJP	66703	35.41%	25181	13.37%	1765	0.94%
242	Asmoli	260152	Pinki Singh	SP	111652	42.92%	Harendra Kumar	BJP	86446	33.23%	25206	9.69%	1788	0.69%
243	Baldev	245601	Puran Prakash	BJP	108414	44.14%	Babita Devi	RLD	83159	33.86%	25255	10.28%	1232	0.50%
244	Phoolpur-Pawai	193244	Ramakant	SP	81164	42.00%	Ram Surat	BJP	55858	28.91%	25306	13.10%	1058	0.55%
245	Hamirpur	262674	Dr. Manoj Kumar	BJP	105432	40.14%	Ram Prakash	SP	79947	30.44%	25485	9.70%	2459	0.94%
246	Sawayazpur	248222	Madhavendra Pratap Singh	BJP	114263	46.03%	Padamrag Singh Yadav	SP	88576	35.68%	25687	10.35%	1488	0.60%
247	Haidergarh	230094	Dinesh Rawat	BJP	117113	50.90%	Ram Magan	SP	91422	39.73%	25691	11.17%	2483	1.08%
248	Kadipur	221945	Rajesh Kumar Gautam	BJP	96405	43.44%	Bhagelu Ram	SP	70682	31.85%	25723	11.59%	1635	0.74%
249	Bulandshahr	259670	Pradeep Kumar Chaudhary	BJP	127076	48.94%	Mohammad Yunus	RLD	101246	38.99%	25830	9.95%	1073	0.41%
250	Kairana	241947	Nahid Hasan	SP	131035	54.16%	Mriganka Singh	BJP	105148	43.46%	25887	10.70%	593	0.25%
251	Meerut	201638	Rafiq Ansari	SP	106395	52.77%	Kamal Dutt Sharma	BJP	80330	39.84%	26065	12.93%	620	0.31%

S.No.	Constituency	Total Valid Votes in The Constituency	Winner	Party	Votes Polled for Winner	% Vote share for Winner	Runners Up	Party	Votes Polled for Runners up	% of Votes Polled for Runners up	Margin of Victory	% Margin of Victory	Votes Polled for NOTA	Votes Polled for NOTA %
252	Allahabad South	180745	Nand Gopal Gupta "Nandi"	BJP	97864	54.14%	Raish Chandra Shukla	SP	71682	39.66%	26182	14.49%	831	0.46%
253	Ballia Nagar	202812	Daya Shankar Singh	BJP	103873	51.22%	Narad Rai	SP	77634	38.28%	26239	12.94%	1054	0.52%
254	Balamau	191387	Rampal Verma	BJP	81994	42.84%	Rambali Verma	SP	55750	29.13%	26244	13.71%	2047	1.07%
255	Garhmukteshwar	236220	Harendra Singh	BJP	104113	44.07%	Ravinder Chaudhary	SP	77807	32.94%	26306	11.14%	818	0.35%
256	Obra	163139	Sanjeev Kumar	BJP	78364	48.04%	Arvind Kumar	SP	51922	31.83%	26442	16.21%	3077	1.89%
257	Nagina	223282	Manoj Kumar Paras	SP	97155	43.51%	Dr Yashwant Singh	BJP	70704	31.67%	26451	11.85%	1183	0.53%
258	Puranpur	268177	Baburam	BJP	134404	50.12%	Arti	SP	107828	40.21%	26576	9.91%	1543	0.58%
259	Muhammadabad-Gohna	228291	Rajendra Kumar	SP	94688	41.48%	Poonam Saroj	BJP	68039	29.80%	26649	11.67%	1540	0.67%
260	Meerapur	216692	Chandan Chauhan	RLD	107421	49.57%	Prashant Chaudhary	BJP	80041	36.94%	27380	12.64%	888	0.41%
261	Bhojpur	197269	Nagendra Singh Rathour	BJP	99979	50.68%	Arshad Jamal Siddiqui	SP	72521	36.76%	27458	13.92%	947	0.48%
262	Shivpur	251791	Anil Rajbhar	BJP	115231	45.76%	Arvind Rajbhar	Suheldev Bharatiya Samaj Party	87544	34.77%	27687	11.00%	2295	0.91%
263	Bakshi Kaa Talab	319052	Yogesh Shukla	BJP	147922	46.36%	Gomti Yadav	SP	120134	37.65%	27788	8.71%	2204	0.69%
264	Tiloi	204940	Mayankeshwar Sharan Singh	BJP	99472	48.54%	Mohd Naim	SP	71643	34.96%	27829	13.58%	1810	0.88%
265	Budhana	255624	Rajpal Singh Baliyan	RLD	131093	51.28%	Umesh Malik	BJP	102783	40.21%	28310	11.07%	1070	0.42%

S.No.	Constituency	Total Valid Votes in The Constituency	Winner	Party	Votes Polled for Winner	% Vote share for Winner	Runners Up	Party	Votes Polled for Runners up	% of Votes Polled for Runners up	Margin of Victory	% Margin of Victory	Votes Polled for NOTA	Votes Polled for NOTA %
266	Tindwari	196221	Ramkesh Nishad	BJP	86812	44.24%	Brajesh Kumar Prajapati	SP	58387	29.76%	28425	14.49%	2267	1.16%
267	Pathardeva	201183	Surya Pratap Shahi	BJP	93858	46.65%	Brahmashankar Tripathi	SP	65177	32.40%	28681	14.26%	954	0.47%
268	Mubarakpur	224138	Akhilesh	SP	80726	36.02%	Arvind Jaiswal	BJP	51623	23.03%	29103	12.98%	1349	0.60%
269	Gola Gokranath	259993	Arvind Giri	BJP	126534	48.67%	Vinay Tiwari	SP	97240	37.40%	29294	11.27%	1973	0.76%
270	Sikandrabad	273133	Lakshmi Raj	BJP	125644	46.00%	Rahul Yadav	SP	96301	35.26%	29343	10.74%	1195	0.44%
271	Chhaprauli	209904	Ajay Kumar	RLD	111880	53.30%	Sahender Singh Ramala	BJP	82372	39.24%	29508	14.06%	886	0.42%
272	Gunnaur	241292	Ramkhiladi Singh	SP	123969	51.38%	Ajeet Kumar Urf Raju Yadav	BJP	94440	39.14%	29529	12.24%	2601	1.08%
273	Allahabad West	222861	Sidharth Nath Singh	BJP	118759	53.29%	Richa Singh	SP	88826	39.86%	29933	13.43%	1518	0.68%
274	Kunda	196940	Raghuraj Pratap Singh	Jansatta Dal Loktantrik	99612	50.58%	Gulshan Yadav	SP	69297	35.19%	30315	15.39%	2161	1.10%
275	Saharanpur	259855	Ashu Malik	SP	107007	41.18%	Jagpal Singh	BJP	76262	29.35%	30745	11.83%	923	0.36%
276	Kapilvastu	252356	Shyamdhani Rahi	BJP	122940	48.72%	Vijay Kumar	SP	92001	36.46%	30939	12.26%	2279	0.90%
277	Purwa	256018	Anil Kumar Singh	BJP	133827	52.27%	Uday Raj	SP	102766	40.14%	31061	12.13%	2609	1.02%
278	Unnao	245372	Pankaj Gupta	BJP	126670	51.62%	Abhinav Kumar	SP	95542	38.94%	31128	12.69%	1425	0.58%
279	Sikandra	199307	Ajit Singh Pal	BJP	89461	44.89%	Prabhakar Pandey	SP	57894	29.05%	31567	15.84%	1395	0.70%
280	Tanda	219050	Ram Murti Verma	SP	95263	43.49%	Kapil Deo	BJP	63166	28.84%	32097	14.65%	1211	0.55%

S.No.	Constituency	Total Valid Votes in The Constituency	Winner	Party	Votes Polled for Winner	% Vote share for Winner	Runners Up	Party	Votes Polled for Runners up	% of Votes Polled for Runners up	Margin of Victory	% Margin of Victory	Votes Polled for NOTA	Votes Polled for NOTA %
281	Bansgaon	188542	Dr. Vimlesh Paswan	BJP	87224	46.26%	Dr. Sanjay Kumar	SP	54915	29.13%	32309	17.14%	1460	0.77%
282	Bareilly	239946	Dr Arun Kumar	BJP	129014	53.77%	Rajesh Kumar Agarwal	SP	96694	40.30%	32320	13.47%	1178	0.49%
283	Dariyabad	273557	Satish Chandra Sharma	BJP	128219	46.87%	Arvind Kumar Singh Gope	SP	95817	35.03%	32402	11.84%	2363	0.86%
284	Meerganj	228387	Dr. D. C. Verma	BJP	116435	50.98%	Sultan Beg	SP	83955	36.76%	32480	14.22%	1162	0.51%
285	Firozabad	259033	Manish Asija	BJP	112509	43.43%	Saifurrahama n Urf Chhuttan Bhai	SP	79554	30.71%	32955	12.72%	1204	0.46%
286	Majhawan	245391	Dr. Vinod Kumar Bind	Nirbal Indian Shoshit Hamara Aam Dal	103235	42.07%	Rohit Shukla	SP	69648	28.38%	33587	13.69%	2746	1.12%
287	Garautha	235972	Jawahar Lal Rajput	BJP	114059	48.34%	Deep Narayan Singh (Deepak Yadav)	SP	80397	34.07%	33662	14.27%	2767	1.17%
288	Lucknow North	261099	Dr. Neeraj Bora	BJP	139159	53.30%	Pooja Shukla	SP	105206	40.29%	33953	13.00%	1342	0.51%
289	Safipur	197535	Bamba Lal	BJP	102968	52.13%	Sudhir Kumar	SP	68836	34.85%	34132	17.28%	1745	0.88%
290	Nizamabad	184712	Alam Badi	SP	79835	43.22%	Manoj	BJP	45648	24.71%	34187	18.51%	1067	0.58%
291	Chamraua	200601	Naseer Ahmad Khan	SP	100976	50.34%	Mohan Kumar Lodhi	BJP	66686	33.24%	34290	17.09%	981	0.49%
292	Modi Nagar	223867	Dr. Manju Shiwach	BJP	113349	50.63%	Sudesh Sharma	RLD	78730	35.17%	34619	15.46%	869	0.39%
293	Kushinagar	221074	Panchanand Pathak (P.N. Pathak)	BJP	115268	52.14%	Rajesh Pratap Rao Urf Banti Bhaiya	SP	80478	36.40%	34790	15.74%	1616	0.73%

S.No.	Constituency	Total Valid Votes in The Constituency	Winner	Party	Votes Polled for Winner	% Vote share for Winner	Runners Up	Party	Votes Polled for Runners up	% of Votes Polled for Runners up	Margin of Victory	% Margin of Victory	Votes Polled for NOTA	Votes Polled for NOTA %
294	Madhaugarh	254828	Mool Chandra Singh	BJP	105231	41.29%	Sheetal Kushwaha	BSP	70257	27.57%	34974	13.72%	2852	1.12%
295	Barabanki	266396	Dharmraj Singh Yadav	SP	125500	47.11%	Dr. Ramkumari Maurya	BJP	90450	33.95%	35050	13.16%	1526	0.57%
296	Jangipur	230465	Virendra Kumar Yadav	SP	103125	44.75%	Ram Naresh Kushwaha	BJP	68062	29.53%	35063	15.21%	1169	0.51%
297	Chandausi	227934	Gulab Debi	BJP	112890	49.53%	Km Vimlesh Kumari	SP	77523	34.01%	35367	15.52%	2059	0.90%
298	Colonelganj	193761	Ajay	BJP	108109	55.80%	Yogesh Pratap Singh Urf Yogesh Bhaiya	SP	72637	37.49%	35472	18.31%	2399	1.24%
299	Pindra	220547	Awadhesh Kumar Singh	BJP	84325	38.23%	Babulal	BSP	48766	22.11%	35559	16.12%	2576	1.17%
300	Tulsipur	202787	Kailash Nath	BJP	87032	42.92%	Zeba Rizwan	Independent	51251	25.27%	35781	17.64%	2228	1.10%
301	Kheragarh	205257	Bhagwan Singh Kushwaha	BJP	96574	47.05%	Ramnath Singh Sikarwar	INC	60077	29.27%	36497	17.78%	1331	0.65%
302	Saidpur	236636	Ankit Bharti	SP	109711	46.36%	Subhash Passi	BJP	73076	30.88%	36635	15.48%	1898	0.80%
303	Jakhanian	254608	Bedi	Suheldev Bharatiya Samaj Party	113378	44.53%	Ramraj	BJP	76513	30.05%	36865	14.48%	1544	0.61%
304	Khajani	198827	Shriram Chauhan	BJP	90210	45.37%	Rupawati Beldar	SP	53109	26.71%	37101	18.66%	1452	0.73%
305	Sandila	204445	Alka Singh	BJP	101730	49.76%	Abdul Mannan	BSP	64627	31.61%	37103	18.15%	1856	0.91%
306	Orai	271107	Gauri Shankar	BJP	128644	47.45%	Dayashankar Verma	SP	90996	33.56%	37648	13.89%	1682	0.62%

S.No.	Constituency	Total Valid Votes in The Constituency	Winner	Party	Votes Polled for Winner	% Vote share for Winner	Runners Up	Party	Votes Polled for Runners up	% of Votes Polled for Runners up	Margin of Victory	% Margin of Victory	Votes Polled for NOTA	Votes Polled for NOTA %
307	Kidwai Nagar	206018	Mahesh Kumar Trivedi	BJP	114111	55.39%	Ajay Kapoor	INC	76351	37.06%	37760	18.33%	1067	0.52%
308	Behat	281373	Umar Ali Khan	SP	134513	47.81%	Naresh Saini	BJP	96633	34.34%	37880	13.46%	1117	0.40%
309	Chhanbey	216739	Rahul Prakash Kol	Apna Dal (Soneylal)	102502	47.29%	Kirti	SP	64389	29.71%	38113	17.58%	3224	1.49%
310	Mau	278996	Abbas Ansari	Suheldev Bharatiya Samaj Party	124691	44.69%	Ashok Kumar Singh	BJP	86575	31.03%	38116	13.66%	1310	0.47%
311	Palia	236794	Harvinder Kumar Sahni Alias Romi Sahni	BJP	118864	50.20%	Pritinder Singh Kakku	SP	80735	34.10%	38129	16.10%	2010	0.85%
312	Hargaon	222425	Suresh Rahi	BJP	116691	52.46%	Ramhet Bharti	SP	78531	35.31%	38160	17.16%	1688	0.76%
313	Farrukhabad	208634	Major Sunil Dutt Dwivedi	BJP	112314	53.83%	Suman Shakya	SP	72998	34.99%	39316	18.84%	930	0.45%
314	Atrauli	241581	Sandeep Kumar Singh	BJP	125691	52.03%	Viresh Yadav	SP	86367	35.75%	39324	16.28%	1149	0.48%
315	Lucknow Cantt.	197716	Brajesh Pathak	BJP	108147	54.70%	Surendra Singh Gandhi 'Raju Gandhi'	SP	68635	34.71%	39512	19.98%	1217	0.62%
316	Mirzapur	227751	Ratnakar Mishra	BJP	118642	52.09%	Kailash Chaurasia	SP	78766	34.58%	39876	17.51%	1758	0.77%
317	Rudauli	218920	Ram Chandra Yadav	BJP	94031	42.95%	Anand Sen	SP	53415	24.40%	40616	18.55%	1958	0.89%
318	Deoria	199352	Shalabh Mani Tripathi	BJP	106701	53.52%	Ajay Pratap Singh Alias Pintu	SP	66046	33.13%	40655	20.39%	1285	0.64%
319	Varanasi North	246225	Ravindra Jaiswal	BJP	134471	54.61%	Ashfaq	SP	93695	38.05%	40776	16.56%	1532	0.62%
320	Nighasan	236815	Shashank Verma	BJP	126488	53.41%	R S Kushwaha	SP	85479	36.10%	41009	17.32%	2191	0.93%

S.No.	Constituency	Total Valid Votes in The Constituency	Winner	Party	Votes Polled for Winner	% Vote share for Winner	Runners Up	Party	Votes Polled for Runners up	% of Votes Polled for Runners up	Margin of Victory	% Margin of Victory	Votes Polled for NOTA	Votes Polled for NOTA %
321	Chauri-Chaura	205952	Sarvan Kumar Nishad	BJP	91958	44.65%	Brijesh Chandra Lal	SP	50831	24.68%	41127	19.97%	1214	0.59%
322	Khadda	204959	Viveka Nand Pandey	Nirbal Indian Shoshit Hamara Aam Dal	88291	43.08%	Vijay Pratap Kushwaha	Independent	46840	22.85%	41451	20.22%	2973	1.45%
323	Sambhal	244853	Iqbal Mehmood	SP	107073	43.73%	Rajesh Singhal	BJP	65376	26.70%	41697	17.03%	1204	0.49%
324	Charkhari	223078	Brijbhushan Rajput	BJP	102051	45.75%	Ramjeevan	SP	60170	26.97%	41881	18.77%	2256	1.01%
325	Rudrapur	181863	Jai Prakash Nishad	BJP	78187	42.99%	Rambhual Nishad	SP	36251	19.93%	41936	23.06%	1629	0.90%
326	Padrauna	229907	Manish Kumar Urf Mantu	BJP	114496	49.80%	Vikrama Yadav	SP	72488	31.53%	42008	18.27%	1394	0.61%
327	Mankapur	183192	Ramapati Shastri	BJP	105677	57.69%	Ramesh Chandra	SP	63328	34.57%	42349	23.12%	2291	1.25%
328	Bilhaur	244540	Mohit Sonkar	BJP	123094	50.34%	Rachna Singh	SP	80743	33.02%	42351	17.32%	1664	0.68%
329	Hardoi	238295	Nitin Agarwal	BJP	126750	53.19%	Anil Verma	SP	84339	35.39%	42411	17.80%	1740	0.73%
330	Goverdhan	221637	Meghshyam	BJP	100199	45.21%	Rajkumar Rawat	BSP	57692	26.03%	42507	19.18%	873	0.39%
331	Caimpiyarganj	224393	Fateh Bahadur	BJP	122032	54.38%	Kajal Nishad	SP	79376	35.37%	42656	19.01%	1155	0.51%
332	Mahasi	215978	Sureshwar Singh	BJP	117883	54.58%	Krishna Kumar Ojha	SP	75199	34.82%	42684	19.76%	2264	1.05%
333	Bhagwantnagar	247886	Ashutosh Shukla	BJP	127118	51.28%	Ankit Parihar	SP	84108	33.93%	43010	17.35%	2319	0.94%
334	Kundarki	271785	Zia Ur Rehman	SP	125792	46.28%	Kamal Kumar	BJP	82630	30.40%	43162	15.88%	1787	0.66%
335	Kanth	273839	Kamal Akhtar	SP	134692	49.19%	Rajesh Kumar Singh	BJP	91514	33.42%	43178	15.77%	1031	0.38%

S.No.	Constituency	Total Valid Votes in The Constituency	Winner	Party	Votes Polled for Winner	% Vote share for Winner	Runners Up	Party	Votes Polled for Runners up	% of Votes Polled for Runners up	Margin of Victory	% Margin of Victory	Votes Polled for NOTA	Votes Polled for NOTA %
336	Mohan	211963	Brajesh Kumar	BJP	113291	53.45%	Dr. ANCHAL	SP	70112	33.08%	43179	20.37%	1579	0.74%
337	Amanpur	191228	Hariom	BJP	96377	50.40%	Satyabhan	SP	53048	27.74%	43329	22.66%	888	0.46%
338	Sahajanwa	224489	Pradeep Shukla	BJP	105981	47.21%	Yashpal Singh Rawat	SP	62575	27.87%	43406	19.34%	1604	0.71%
339	Mahoba	207179	Rakesh Kumar Goswami	BJP	94490	45.61%	Manoj Tiwari	SP	51043	24.64%	43447	20.97%	1514	0.73%
340	Babina	234631	Rajeev Singh "Parichha"	BJP	118343	50.44%	Yashpal Singh Yadav	SP	73814	31.46%	44529	18.98%	1835	0.78%
341	Amritpur	186149	Sushil Kumar Shakya	BJP	98848	53.10%	Dr. Jitendra Singh Yadav	SP	54162	29.10%	44686	24.01%	941	0.51%
342	Fazilnagar	224836	Surendra Kumar Kushwaha	BJP	116029	51.61%	Swami Prasad Maurya	SP	71015	31.59%	45014	20.02%	1511	0.67%
343	Zahoorabad	247266	Om Prakash Rajbhar	Suheldev Bharatiya Samaj Party	114860	46.45%	Kalicharan	BJP	69228	28.00%	45632	18.45%	1834	0.74%
344	Kasganj	234326	Devendra Singh	BJP	123410	52.67%	Man Pal Singh	SP	77145	32.92%	46265	19.74%	1264	0.54%
345	Rohaniya	246793	Dr. Sunil Patel	Apna Dal (Soneylal)	118663	48.08%	Abhay Patel	Apna Dal (Kamerawadi)	72191	29.25%	46472	18.83%	2967	1.20%
346	Fatehpur Sikri	242922	Babulal	BJP	112095	46.14%	Brijesh Kumar	RLD	64826	26.69%	47269	19.46%	1620	0.67%
347	Chunar	220823	Anurag Singh	BJP	110980	50.26%	Ramashankar Prasad Singh	Apna Dal (Kamerawadi)	63366	28.70%	47614	21.56%	3921	1.78%
348	Tundla	248451	Prem Pal Singh Dhangar	BJP	122881	49.46%	Rakesh Babu	SP	75190	30.26%	47691	19.20%	1110	0.45%
349	Etmadpur	300588	Dr. Dharmpal Singh	BJP	146603	48.77%	Praval Pratap Singh	BSP	98679	32.83%	47924	15.94%	1891	0.63%



S.No.	Constituency	Total Valid Votes in The Constituency	Winner	Party	Votes Polled for Winner	% Vote share for Winner	Runners Up	Party	Votes Polled for Runners up	% of Votes Polled for Runners up	Margin of Victory	% Margin of Victory	Votes Polled for NOTA	Votes Polled for NOTA %
350	Vishwanath Ganj	200930	Jeet Lal	Apna Dal (Soneylal)	86829	43.21%	Saurabh Singh	SP	38777	19.30%	48052	23.91%	1900	0.95%
351	Agra Cantt.	251816	Dr. G S Dharmesh	BJP	117796	46.78%	Kunwar Chand	SP	69099	27.44%	48697	19.34%	1420	0.56%
352	Chhata	238419	Laxmi Narayan	BJP	124414	52.18%	Tejpal Singh	RLD	75466	31.65%	48948	20.53%	977	0.41%
353	Bisalpur	239625	Vivek Kumar Verma	BJP	121142	50.55%	Divya Gangwar	SP	70733	29.52%	50409	21.04%	1238	0.52%
354	Powayan	233325	Chetram	BJP	129785	55.62%	Upendra Pal Singh	SP	78207	33.52%	51578	22.11%	1367	0.59%
355	Fatehabad	215626	Chhotey Lal Verma	BJP	108811	50.46%	Roopali Dixit	SP	55576	25.77%	53235	24.69%	2472	1.15%
356	Tarabganj	211012	Prem Nrayan Pandey	BJP	125325	59.39%	Ram Bhajan Chaubey	SP	71635	33.95%	53690	25.44%	2408	1.14%
357	Allahabad North	175941	Harshvardhan Bajpai	BJP	96890	55.07%	Sandeep Yadav	SP	42007	23.88%	54883	31.19%	919	0.52%
358	Rampur	219757	Mohammad Azam Khan	SP	131225	59.71%	Akash Saxena (Honey)	BJP	76084	34.62%	55141	25.09%	1168	0.53%
359	Shikarpur	214653	Anil Kumar	BJP	113855	53.04%	Kiranpal Singh	RLD	58172	27.10%	55683	25.94%	1452	0.68%
360	Sarojini Nagar	327373	Rajeshwar Singh	BJP	160626	49.07%	Abhishek Mishra	SP	104440	31.90%	56186	17.16%	1822	0.56%
361	Jewar	231959	Dhirendra Singh	BJP	117205	50.53%	Avtar Singh Bhadana	RLD	60890	26.25%	56315	24.28%	1694	0.73%
362	Agra South	208569	Yogendra Upadhyaya	BJP	109262	52.39%	Vinay Agarwal	SP	52622	25.23%	56640	27.16%	949	0.46%
363	Moradabad Rural	251978	Mohd Nasir	SP	143337	56.88%	K K Misra	BJP	86517	34.34%	56820	22.55%	1071	0.43%
364	Mauranipur	276999	Rashmi Arya	Apna Dal (Soneylal)	143577	51.83%	Tilak Chandra Ahirwar	SP	84982	30.68%	58595	21.15%	3471	1.25%
365	Iglas	243015	Rajkumar Sahyogi	BJP	127209	52.35%	Birpal Singh	RLD	68046	28.00%	59163	24.35%	1090	0.45%


S.No.	Constituency	Total Valid Votes in The Constituency	Winner	Party	Votes Polled for Winner	% Vote share for Winner	Runners Up	Party	Votes Polled for Runners up	% of Votes Polled for Runners up	Margin of Victory	% Margin of Victory	Votes Polled for NOTA	Votes Polled for NOTA %
366	Hata	216619	Mohan	BJP	120666	55.70%	Ranvijay Singh	SP	61301	28.30%	59365	27.41%	1214	0.56%
367	Suar	213160	Mohammad Abdullah Azam Khan	SP	126162	59.19%	Haidar Ali Khan Alias Hamza Mian	Apna Dal (Soneylal)	65059	30.52%	61103	28.67%	1031	0.48%
368	Paniyra	259931	Gyanendra Singh	BJP	135463	52.11%	Krishnabhan	SP	74035	28.48%	61428	23.63%	1558	0.60%
369	Rath	259108	Manisha	BJP	139373	53.79%	Chandrawati Verma	SP	77394	29.87%	61979	23.92%	4268	1.65%
370	Siswa	255079	Premasagar Patel	BJP	127673	50.05%	Sushil Kumar Tibrewal	SP	64942	25.46%	62731	24.59%	1949	0.76%
371	Marihan	236733	Rama Shankar Singh	BJP	105377	44.51%	Narendra Singh Kusawaha	BSP	42466	17.94%	62911	26.57%	2177	0.92%
372	Pipraich	258442	Mahendra Pal Singh	BJP	141780	54.86%	Amrendra Nishad	SP	76423	29.57%	65357	25.29%	1313	0.51%
373	Tamkuhi Raj	226581	Asim Kumar	BJP	115123	50.81%	Uday Narayan	SP	48651	21.47%	66472	29.34%	2485	1.10%
374	Khurja	259387	Minakshi Singh	BJP	137461	52.99%	Banshi Singh	SP	70377	27.13%	67084	25.86%	1031	0.40%
375	Karhal	246498	Akhilesh Yadav	SP	148196	60.12%	Prof. S.P. Singh Baghel	BJP	80692	32.74%	67504	27.39%	1909	0.77%
376	Debai	219519	Chandrapal Singh	BJP	128640	58.60%	Harish Kumar	SP	60615	27.61%	68025	30.99%	1218	0.55%
377	Lucknow East	257468	Ashutosh Tandon 'Gopal Ji '	BJP	152928	59.40%	Anurag Singh Bhadouriya	SP	84197	32.70%	68731	26.69%	1595	0.62%
378	Amroha	224150	Mehboob Ali	SP	128735	57.43%	Ram Singh	BJP	57699	25.74%	71036	31.69%	971	0.43%
379	Ramkola	214152	Vinay Prakash Gond	BJP	124792	58.27%	Purnmasi Dehati	Suheldev Bharatiya Samaj Party	52249	24.40%	72543	33.87%	2032	0.95%

S.No.	Constituency	Total Valid Votes in The Constituency	Winner	Party	Votes Polled for Winner	% Vote share for Winner	Runners Up	Party	Votes Polled for Runners up	% of Votes Polled for Runners up	Margin of Victory	% Margin of Victory	Votes Polled for NOTA	Votes Polled for NOTA %
380	Khair	251380	Anoop Singh Urf Anoop Pradhan Valmeeki	BJP	139643	55.55%	Charu Kain Kain	BSP	65302	25.98%	74341	29.57%	1454	0.58%
381	Jhansi Nagar	252793	Ravi Sharma	BJP	148262	58.65%	Sita Ram Kushwaha	SP	71909	28.45%	76353	30.20%	1353	0.54%
382	Agra Rural	260921	Baby Rani Maurya	BJP	137310	52.63%	Kiran Prabha Keshari	BSP	60702	23.26%	76608	29.36%	1211	0.46%
383	Maharajganj	262672	Jay Mangal	BJP	136071	51.80%	Nirmesh Mangal	Independent	59168	22.53%	76903	29.28%	2848	1.08%
384	Anupshahr	238600	Sanjay Kumar Sharma	BJP	125602	52.64%	Rameshvar	BSP	47979	20.11%	77623	32.53%	1345	0.56%
385	Govindnagar	192202	Surendra Maithani	BJP	117501	61.13%	Vikas Yadav	SP	36605	19.05%	80896	42.09%	1094	0.57%
386	Barkhera	237878	Jaydrath Urf Pravaktanand	BJP	151771	63.80%	Hemraj Verma	SP	70299	29.55%	81472	34.25%	1863	0.78%
387	Maharajpur	252262	Satish Mahana	BJP	152883	60.60%	Fateh Bahadur Singh Gill	SP	70622	28.00%	82261	32.61%	1372	0.54%
388	Varanasi Cantt.	243821	Saurabh Srivastava	BJP	147833	60.63%	Pooja Yadav	SP	60989	25.01%	86844	35.62%	1522	0.62%
389	Syana	253197	Devendra Singh Lodhi	BJP	149125	58.90%	Dilnawaz Khan	RLD	59468	23.49%	89657	35.41%	1402	0.55%
390	Barauli	244299	Thakur Jaiveer Singh	BJP	147984	60.57%	Narendra Kumar Sharma	BSP	57339	23.47%	90645	37.10%	1092	0.45%
391	Jaswantnagar	253630	Shivpal Singh Yadav	SP	159718	62.97%	Vivek Shakya	BJP	68739	27.10%	90979	35.87%	1180	0.47%
392	Muradnagar	274689	Ajit Pal Tyagi	BJP	169290	61.63%	Surendra Kumar Munni	RLD	72195	26.28%	97095	35.35%	1364	0.50%

S.No.	Constituency	Total Valid Votes in The Constituency	Winner	Party	Votes Polled for Winner	% Vote share for Winner	Runners Up	Party	Votes Polled for Runners up	% of Votes Polled for Runners up	Margin of Victory	% Margin of Victory	Votes Polled for NOTA	Votes Polled for NOTA %
393	Hathras	263054	Anjula Singh Mahaur	BJP	154655	58.79%	Sanjeev Kumar	BSP	53799	20.45%	100856	38.34%	1771	0.67%
394	Gorakhpur Urban	250067	Adityanath	BJP	165499	66.18%	Subhawati Upendra Dutt Shukla	SP	62109	24.84%	103390	41.34%	1194	0.48%
395	Ghaziabad	244766	Atul Garg	BJP	150205	61.37%	Vishal Verma	SP	44668	18.25%	105537	43.12%	1238	0.51%
396	Lalitpur	333155	Ramratan Kushwaha	BJP	176550	52.99%	Chandra Bhusan Singh Bundela (Guddu Raja)	BSP	69335	20.81%	107215	32.18%	3880	1.16%
397	Mathura	263621	Shrikant Sharma	BJP	158859	60.26%	Pradeep Mathur	INC	49056	18.61%	109803	41.65%	1078	0.41%
398	Mehroni	336798	Manohar Lal	BJP	184778	54.86%	Kiran Ramesh Khatik	BSP	74327	22.07%	110451	32.79%	3295	0.98%
399	Agra North	240752	Purushottam Khandelwal	BJP	153817	63.89%	Shabbir Abbas	BSP	41447	17.22%	112370	46.67%	1608	0.67%
400	Meerut Cantt.	244493	Amit Agarwal	BJP	162032	66.27%	Manisha Ahlawat	RLD	43960	17.98%	118072	48.29%	1075	0.44%
401	Dadri	353777	Tejpal Singh Nagar	BJP	218068	61.64%	Rajkumar Bhati	SP	79850	22.57%	138218	39.07%	2033	0.57%
402	Noida	348228	Pankaj Singh	BJP	244319	70.16%	Sunil Choudhary	SP	62806	18.04%	181513	52.12%	2463	0.71%
403	Sahibabad	481686	Sunil Kumar Sharma	BJP	322882	67.03%	Amarpal Sharma	SP	108047	22.43%	214835	44.60%	2945	0.61%


**Table: Vote Share and Margin of Victory of Winners in Uttar Pradesh Assembly Elections 2022**

## Upgraded MyNeta App


**Association for Democratic Reforms and  
National Election Watch present**

**THE UPGRADED  
MYNETA APP**



**DOWNLOAD TODAY!**

And be a part of our **#MeraVoteMeraDesh** Campaign



GET IT ON  
**Google Play**

Scan the QR code to download

Visit our website:

[www.adrindia.org](http://www.adrindia.org)  
[www.myneta.info](http://www.myneta.info)

## Donate to ADR

We need your help to support our #MeraVoteMeraDesh campaign for upcoming State Assembly Elections. The campaign aims to eradicate corruption & criminalization in the political process, empower the voters through greater dissemination of information on the candidates and the parties.

You can contribute to us using the following QR Code or access the link on our website [here](#).



## ADR Speaks Podcast

**ADR Speaks** is a podcast series on issues related to electoral & political reforms. It focuses on the findings of ADR reports analysing background details of candidates, sources of political parties' income, election expenditure, Electoral Bonds etc. In these episodes, ADR breaks down key findings of its reports for simple understanding & accessibility to the general public, enabling them to make an informed choice. ADR podcast will also host discussions with experts, research scholars, public intellectuals, former election officials etc. on issues concerning India's democratic politics. [Please click on the icon to access the episodes on ADR website.](#)



*Listen to Our Podcast on*



**Other platforms**





**For the State Assembly Elections 2022, ADR is running its #MeraVoteMeraDesh Campaign which aims to eradicate corruption and criminalisation in the political process, empower the voters through greater dissemination of information of the contesting candidates and political parties. Support our campaign by donating to ADR!**

**SUPPORT US!**





## To Get Information About Candidates/Parties/MPs/MLAs/Corporators/PILs in courts

Journalist Helpline no: **8010394248**

Subscribe to ADR on **WhatsApp**  
for updates: **7840067840**

Visit: **www.myneta.info, www.adrindia.org**

Email: **adr@adrindia.org**

To contact ADR State Partners, visit:  
**<https://adrindia.org/about-adr/state-coordinators>**

### Social Media

 /myneta.info   
  /adr.new   
  @adrspeaks   
  /adrspeaks   
  /adrspeaks  
 <https://www.linkedin.com/company/association-for-democratic-reforms/>

### Our Websites

**www.adrindia.org**

Provides detailed analytical reports of Lok Sabha, State Assemblies, local body elections & financial reports of political parties & ongoing PILs in courts

**www.myneta.info**

Provides full information of criminal cases, asset, liability and education details declared by candidates in the self sworn affidavits

### Android Apps

**Myneta:** The criminal, financial, educational & other background information self declared by candidates in their affidavits during elections is now available on your mobile phones.

**Election Watch Reporter:** This app provides a tool to the citizens to capture violations of election related laws & the code of conduct.

**Both the applications are available on Google Play Store**

### Office Address

Association for Democratic Reforms  
T-95, CL House, Second Floor,  
Near Gulmohar Commercial Complex, Gautam Nagar,  
Landmark: Green Park Metro Station (GN exit),  
New Delhi-110 049,  
Tel.: 011- 41654200, Fax: 011 - 46094248



## Contact Details

### Uttar Pradesh Election Watch

<b>Mr. Sanjay Singh</b> Coordinator +91-94151-14151 <a href="mailto:sanjaysingh033@gmail.com">sanjaysingh033@gmail.com</a>	<b>Dr Lenin</b> Coordinator +91-99355-99333 +91-99355-99330 <a href="mailto:lenin@pvchr.asia">lenin@pvchr.asia</a>	<b>Mr. Anil Sharma</b> Coordinator +91-9794497744 <a href="mailto:anilsharmaorai21@gmail.com">anilsharmaorai21@gmail.com</a> , <a href="mailto:anilsharma21@gmail.com">anilsharma21@gmail.com</a>	<b>Mr. Mahesh Anand</b> Coordinator +91-94152-33694 +91-99367-47774 <a href="mailto:gramswarajsamiti@gmail.com">gramswarajsamiti@gmail.com</a>
---	--	---	--

### **Association for Democratic Reforms/National Election Watch**

<b>Media and Journalist Helpline</b>  +91 80103 94248 Email: <a href="mailto:adr@adrindia.org">adr@adrindia.org</a>	<b>Maj.Gen. Anil Verma (Retd)</b> <b>Head</b> Association for Democratic Reforms, National Election Watch 011 4165 4200, +91 88264 79910 <a href="mailto:adr@adrindia.org">adr@adrindia.org</a> , <a href="mailto:anilverma@adrindia.org">anilverma@adrindia.org</a>	<b>Prof Jagdeep Chhokar</b> <b>IIM Ahmedabad (Retd.)</b> <b>Founder Member,</b> Association for Democratic Reforms, National Election Watch <a href="mailto:jchhokar@gmail.com">jchhokar@gmail.com</a>	<b>Prof Trilochan Sastry</b> <b>IIM Bangalore</b> <b>Founder Member,</b> Association for Democratic Reforms, National Election Watch +91 94483 53285 <a href="mailto:tsastry@gmail.com">tsastry@gmail.com</a>
--	---	---	---

## **DISCLAIMER**

All information in this report has been taken by ADR from the website of the Election Commission of India (<https://eci.gov.in/>) and all the information is available in public domain. ADR does not add or subtract any information, unless the EC changes the data. In particular, no unverified information from any other source is used. While all efforts have been made by ADR to ensure that the information is in keeping with what is available in the ECI website, in case of discrepancy between information provided by ADR through this report, anyone and that given in the ECI website, the information available on the ECI website should be treated as correct and Association for Democratic Reforms, Uttar Pradesh Election Watch and their volunteers are not responsible or liable for any direct, indirect special, or consequential damages, claims, demands, losses of any kind whatsoever, made, claimed, incurred or suffered by any party arising under or relating to the usage of data provided by ADR through this report.

It is to be noted that ADR undertakes great care and adopts utmost due diligence in analysing and dissemination of the background information of the candidates furnished by them at the time of elections from the duly self-sworn affidavits submitted with the Election Commission of India. Such information is only aimed at highlighting the growing criminality in politics, increased misuse of money in elections so as to facilitate a system of transparency, accountability and good governance and to enable voters to form an informed choice. Therefore, it is expected that anyone using this report shall undertake due care and utmost precaution while using the data provided by ADR. ADR is not responsible for any mishandling, discrepancy, inability to understand, misinterpretation or manipulation, distortion of the data in such a way so as to benefit or target a particular political party or politician or candidate.