

# Uttar Pradesh

## Lok Sabha 2009 Elections

# CONTENTS

Executive summary for candidates and MPs .....	849
Voting and winning trend.....	851
Analysis based on pending criminal cases.....	853
Pending criminal cases- analysis for candidates.....	853
Party wise break up for candidates with pending criminal cases .....	853
Serious crimes distribution – party wise for candidates.....	855
Party wise comparison of pending criminal cases on candidates in LS 2004 & LS 2009.....	857
Details for candidates based on pending criminal cases.....	857
Pending criminal cases- analysis for MPs .....	860
Party wise break up for MPs with pending criminal cases.....	861
Party wise comparison of pending criminal cases on MPs in LS 2004 & LS 2009 .....	862
Party wise break up for MPs with serious pending criminal cases.....	862
Tainted constituency analysis.....	863
MPs with most serious pending criminal cases.....	864
Analysis based on assets.....	868
Analysis based on assets – for candidates .....	868
Average assets for Candidates - Party wise.....	869
Top 20 crorepati candidates.....	870
Analysis based on assets- for MPs.....	871
Chances of winning based on assets.....	872
Crorepati MPs- Party wise break up.....	872
Average assets per MP for major parties .....	873
Asset position in constituency among candidates and chances of winning.....	874
Crorepati MPs – PAN not given.....	875
Details of top 20 MPs based on maximum assets.....	876
Female representation in Lok Sabha 2009 elections .....	877
Full Asset and pending criminal cases details.....	878
Assets for all MPs from Uttar Pradesh in Lok Sabha 2009 .....	878
Full details of pending criminal cases on MPs from Uttar Pradesh.....	883

# Uttar Pradesh Election Watch\*

## Lok Sabha elections 2009

Lok Sabha 2009 elections were held in five phases in Uttar Pradesh from April 16, 2009 to May 13, 2009. This chapter includes the analysis of voting trend, criminalization, money power, gender etc in these elections. Information provided by ECI and details from the affidavits filed by contesting candidates have been used for above analysis.

### **Growth of political parties**

In Lok Sabha 2004, 76 parties contested elections which rose to 124 in 2009 Lok Sabha elections. This reflects a rise of 63 % in the number of parties from 2004 Lok Sabha elections to 2009 Lok Sabha elections.

### **Growth in number of candidates**

A total of 1368 candidates contested Lok Sabha 2009 elections from Uttar Pradesh as compared to 1138 candidates in Lok Sabha 2004. This shows a growth of 20% in number of candidates contesting in 2009.

## **Executive summary for candidates and MPs**

### **Summary for candidates**

- Affidavits of 1359 candidates out of 1368 contesting Lok Sabha 2009 elections were analyzed by Uttar Pradesh Election Watch (UPEW).
- Out of these 1359 candidates, 221 candidates or 16.26% declared pending criminal cases against them. SP had 41 out of 75 (55%) candidates with pending criminal cases, BSP had 29 out of 80 (36%) candidates with pending criminal cases, BJP had 24 out of 71 (34%) candidates with pending criminal cases and INC had 20 out of 69 (29%) candidates with pending criminal cases.
- Out of these 221 candidates with pending criminal cases, 134 had pending serious criminal cases like murder, attempt to murder, kidnapping, robbery, extortion etc. SP had 25, BSP- 21, BJP- 15 and INC -13 candidates with pending serious criminal cases.
- There were 295 candidates of four main parties (INC, BJP, SP & BSP) and out of these 295 candidates, 114 (38.64%) had pending criminal cases against them. Comparing this to 2004 Lok Sabha elections, there were 291 candidates of four major parties- BJP, BSP, INC and SP. Out of these 291 candidates of four major political parties, 69 (24%) had pending criminal cases against them.
- There were 478 IPC charges of heinous nature on the candidates which included murder, attempt to murder, kidnapping, extortion, etc.
- There were total 40 red alert constituencies where 3 or more contesting candidates had pending criminal cases. Ghaziabad and Chandauli had 7 candidates each with pending criminal cases followed by Gautam Buddha Nagar which had 6 candidates with pending criminal cases.

<sup>1</sup> This chapter would not have been possible without the efforts of several volunteers, groups and organizations from the state. ADR and NEW specially acknowledge with gratitude the efforts of Mr. I.C. Dwivedi (Former DGP, UP); Mr. Sanjay Singh (Pramarth Samaj Sevi Sansthan, Jallaun); Mr. Sanjay Rai, Mr. Vend Kumar Singh, (AIM, Lucknow); Sh. Maheshanand Bhai, (Gram Swaraj Samiti); Dr. Lenin Raghuvanshi (PVCHR, Varanasi); Mr. Anil Sharma, (Journalist, Amar Ujjala); Mr. Shiv Mangal Singh (Media Fellow, Bundelkhand, Apada Nivaran Manch); Ms. Nitika Pant (SAKAR); Rozi-Roti Sangthan; Mr. Vineet Gavri (Allahabad) and Mr. Snehvair Pundir (Meerut).

This volume is dedicated to all who were part of the Election Watch.

- A total of 241 candidates out of 1359 i.e. 17.73% were crorepatis.
- A total of 12 candidates declared zero assets.
- A total of 154 candidates declared liabilities above 5 lakhs.
- Among major parties, the approx average asset per candidate for INC was Rs. 4 crores, for BSP was Rs 5 crores, for RLD was Rs. 4 crores and for BJP & SP was Rs. 2 crores each.
- 66.4% of candidates (902 of 1359) had not furnished PAN card details.
- Number of women candidates was just 100 (7.3%) as compared to 1268 of men (92.7%).
- More than 44% candidates (597 of 1359) were graduates & above.
- None of the parties managed to get votes anywhere near 50%. The highest votes polled were approx 27% by BSP and about 13% of the total registered voters. SP managed 23% of the votes & both INC & BJP managed 18% of votes.

## **Summary for MPs**

- Of the 20 candidates with the most serious criminal cases against them, only 3 won and the remaining 17 were rejected by the voters.
- Out of 80 MPs, 31 (38.75%) have pending criminal cases against them. Comparing this to Lok Sabha 2004, affidavits were available for 79 MPs out of which 24 (30.38%) had pending criminal cases against them.
- Out of these 31 MPs with pending criminal cases, there are pending serious criminal cases against 22 MPs (27.50%). Contrasting this with 2004 Lok Sabha, 12 MPs (15.19 %) had serious pending criminal cases.
- Even though the number of MPs with pending criminal cases has increased from 24 in Lok Sabha 2004 to 31 in Lok Sabha 2009, the number of total criminal cases against MPs has decreased from 132 in Lok Sabha 2004 to 105 in Lok Sabha 2009. Similarly the number of total serious IPC sections against MPs has decreased from 104 in 2004 to 73 in 2009.
- The number of crorepati MPs has increased from 28 in Lok Sabha 2004 to 52 in Lok Sabha 2009.
- Among major parties, the average asset per MP for INC was Rs. 8 crores, BSP Rs 4 crores, RLD Rs. 5 crores, BJP 3 crores & SP Rs. 2 crores each.
- Average asset for a MP from Uttar Pradesh was Rs 4.89 crores.
- Out of 80 MPs, 15 had not declared their PAN details.
- Out of 100 women candidates, only 12 managed to win. Hence only 15% of MPs from Uttar Pradesh in current Lok Sabha are women.

# Voting and winning trend

## Voting analysis

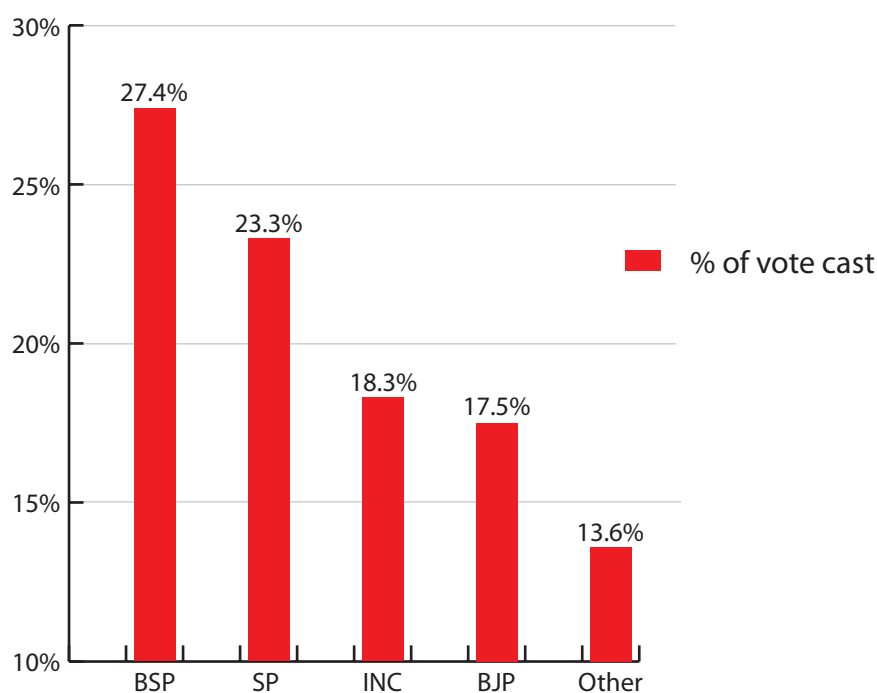
The % of votes polled by the four major parties clearly show that none of them got anywhere close to the 50% mark. Total voting in the state was only 47%. BSP managed approx 27% of the votes cast and only 13% of the registered voters. SP managed just 23% votes cast and 11% registered voters. The total electorate in UP was 116,033,151 and the total votes cast were 55,407,107.

Further break-up is given in the table:

**Table: % of votes polled**

Party	Total votes cast for the party	% of votes cast	% of total registered voters
Bahujan Samaj Party (BSP)	15,191,044	27.4%	13.1%
Samajwadi Party (SP)	12,884,968	23.3%	11.1%
Indian National Congress (INC)	10,113,553	18.3%	8.7%
Bharatiya Janata Party (BJP)	9,696,024	17.5%	8.4%
Others	7,521,518	13.6%	6.4%

**Figure : % of votes cast**



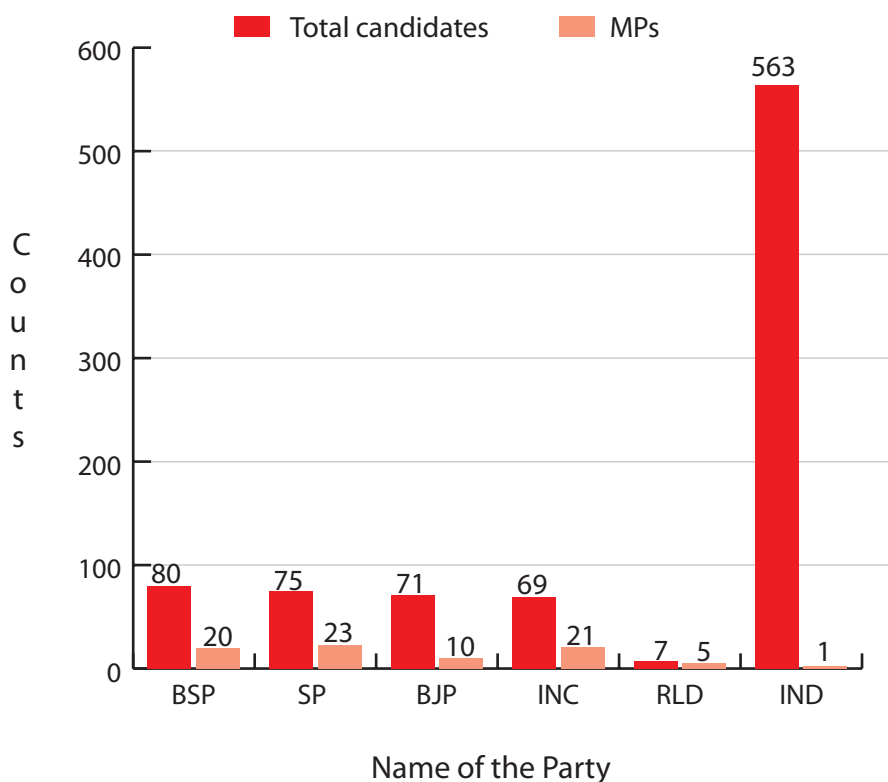
## Candidates vs MPs

Uttar Pradesh has 80 parliamentary constituencies. Maximum numbers of MPs (23) are from SP followed by 21 of INC. BSP follows closely with 20 MPs. The breakup of MPs as compared to total candidates from the party are-

**Table: Candidates & MPs- U.P.**

Party	Total candidates	MPs
BSP	80	20
SP	75	23
BJP	71	10
INC	69	21
RLD	7	5
IND	563	1
Total	-	80

**Figure : Candidates vs MPs- party wise**



# Analysis based on pending criminal cases

## Pending criminal cases- analysis for candidates

A total of 1359 affidavits were analyzed by UPEW for Lok Sabha 2009 elections. Out of these 1359 candidates, 221 candidates or 16.26% declared pending criminal cases against them. Out of these 221 candidates with pending criminal cases, 134 had pending serious criminal cases like murder, attempt to murder, kidnapping, robbery, extortion etc.

## Party wise break up for candidates with pending criminal cases

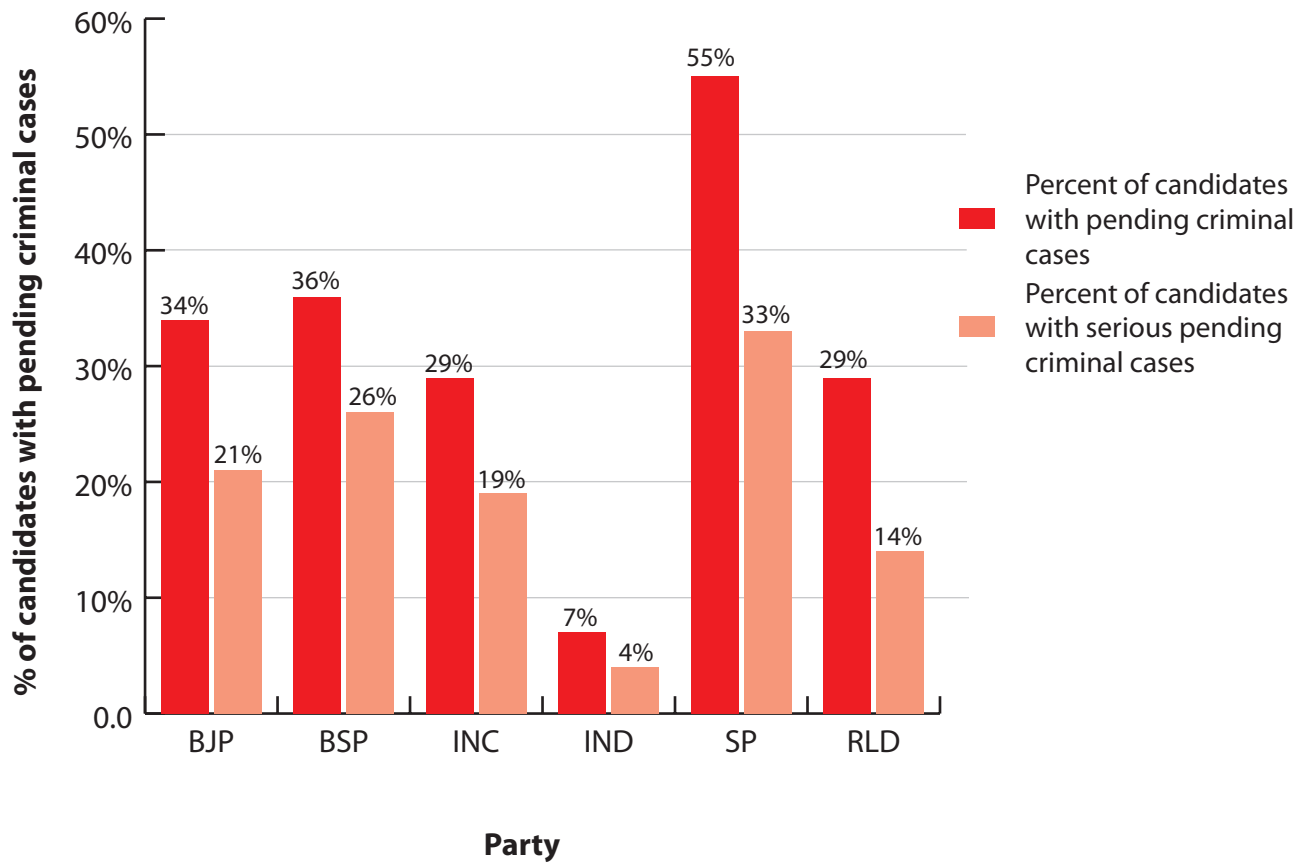
Total 221 candidates contesting elections from UP had pending criminal cases against them. Out of 75 candidates of SP, 41 (54.67%) had pending criminal cases. 29 candidates out of 80 candidates of BSP had pending criminal cases. A total of 29% of declared candidates of INC and 34% of BJP had pending criminal cases.

Out of these 221 candidates with pending criminal cases, 134 had pending serious criminal cases against them. These serious cases include murder and related charges, kidnapping, extortion, dacoity, theft, robbery etc. The break up is given in the table below.

**Table: Candidates with pending criminal cases and serious pending criminal cases- party wise break up**

Party	Total candidates analysed	Candidates with pending criminal cases	Percent of candidates with pending criminal cases	Number of candidates with pending serious criminal cases	Percent of candidates with pending serious criminal cases
BJP	71	24	34%	15	21%
BSP	80	29	36%	21	26%
INC	69	20	29%	13	19%
IND	548	40	7%	23	4%
SP	75	41	55%	25	33%
RLD	7	2	29%	1	14%
Other parties	509	65	21%	36	7%
Total	1359	221	16%	134	10%

**Figure: Comparison of pending criminal cases and serious pending criminal cases for candidates of main parties from UP**





## Serious crimes distribution – for candidates of major parties

The table below shows the breakup of serious IPC sections for candidates of major parties. Serious crimes have been distributed in categories of violent crimes, theft related crimes, and finance related crimes and other serious crimes

**Table: Serious IPC section break up for candidates of major parties**

IPC/Party	IPC Description	SP	BSP	INC	BJP	Total for 4 major parties
<b>VIOLENT CRIMES</b>						
302 304	Murder	5	14	2	5	26
307	Attempt to murder	34	19	6	6	65
324 325 326	Voluntarily causing hurt by dangerous weapons or means	9	2	0	1	12
343	Wrongful confinement for three or more days	0	0	1	0	1
363 364 364A 365	Kidnapping	7	5	0	0	12
<b>Total Violent Crimes</b>		55	40	9	12	116
<b>ROBBERY, EXTORTION, THEFT, CHEATING ETC</b>						
379 380	Theft	0	4	2	0	6
383 384	Extortion	3	0	1	1	5
392, 395	robbery, dacoity	11	6	3	5	25
411 412 415 417 418 419 420	Cheating and dishonesty , stolen property	17	13	4	6	40
<b>Total Theft related crimes</b>		31	23	10	12	76
<b>FINANCIAL FRAUD ETC</b>						
465 467 468 469 471	Forgery	30	5	7	5	47
<b>Total Financial crimes</b>		30	5	7	5	47
<b>OTHER SERIOUS CRIME</b>						
153A	Promoting enmity between different groups on grounds of religion, race, place of birth, residence, language, etc., and doing acts prejudicial to maintenance of harmony	2	1	2	5	10
171F	undue influence or personation at an election	2	3	0	0	5
181	False statement on oath or affirmation to public servant or person authorized to administer an oath or affirmation	0	0	0	1	1

IPC/Party	IPC Description	SP	BSP	INC	BJP	Total
293	Sale, etc., of obscene objects to young person	1	0	0	0	1
294	Obscene acts and songs	1	0	0	0	1
295	Injuring or defiling place of worship with intent to insult the religion of any class	1	0	0	3	4
<b>Total Other Serious crimes</b>		<b>7</b>	<b>4</b>	<b>2</b>	<b>9</b>	<b>22</b>
<b>Total for 4 major parties</b>		<b>123</b>	<b>72</b>	<b>28</b>	<b>38</b>	<b>261</b>

Figure: Serious IPC section break up for candidates of major parties

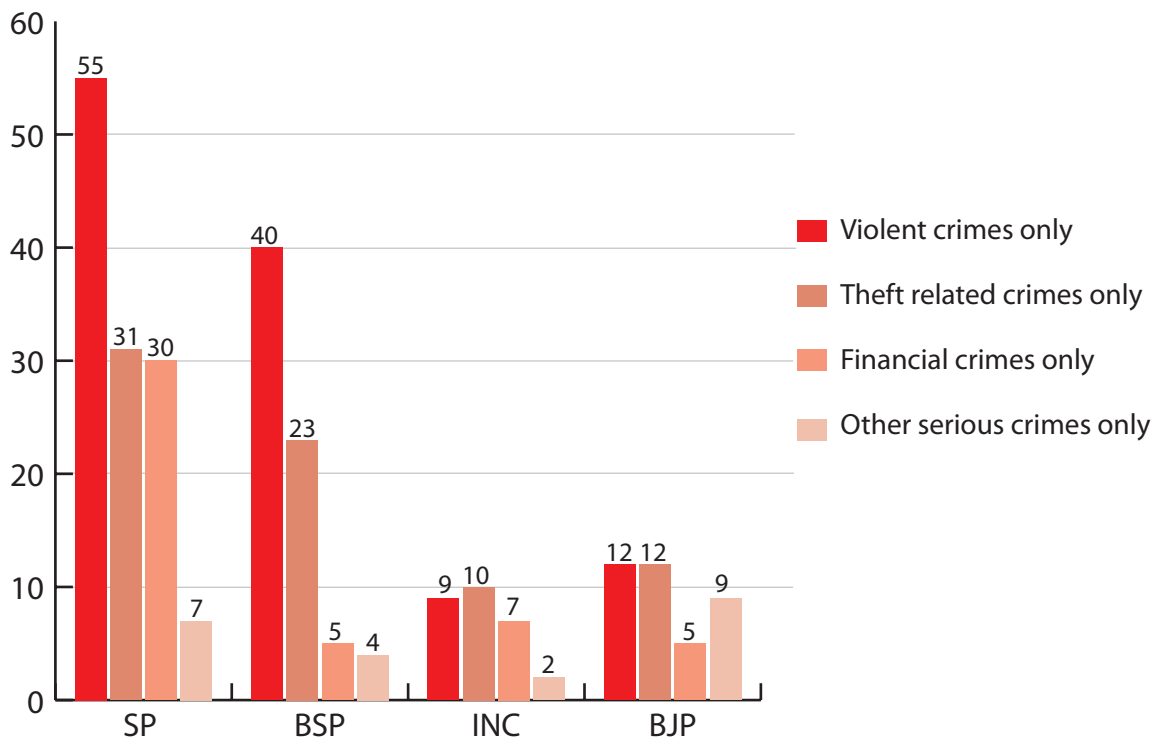
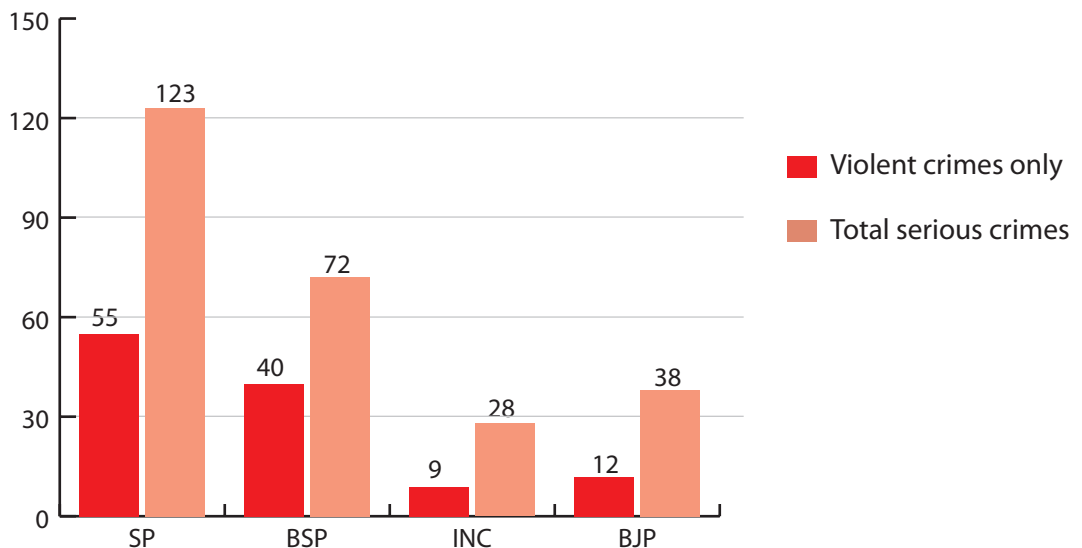


Figure: Comparison total serious crimes vs. total violent crimes (murder, kidnapping etc) - party wise



## Party wise comparison of pending criminal cases on candidates in Lok Sabha 2004 & Lok Sabha 2009

A comparison between 2009 & 2004 Lok Sabha elections of candidates from four major parties and with pending criminal cases shows that for all four major parties- SP, BSP, INC & BJP the number of candidates with pending criminal cases has increased in Lok Sabha 2009 elections as compared to Lok Sabha 2004 elections.

**Table: Comparison Lok Sabha 2004 vs. Lok Sabha 2009**

Party	Lok Sabha 2004			Lok Sabha 2009		
	Number of candidates analysed	candidates with pending criminal cases	% of candidates with pending criminal cases	Number of candidates analysed	candidates with pending criminal cases	% of candidates with pending criminal cases
BJP	76	13	17%	71	24	34%
BSP	78	26	33%	80	29	36%
INC	70	8	11%	69	20	29%
SP	67	22	33%	75	41	55%

### Details for candidates based on pending criminal cases

The table below lists top 20 candidates with serious pending criminal cases. Almost all of them had pending criminal cases of murder, attempt to murder, kidnapping, dacoity etc. Jawahir from Chandauli had 45 charges of murder; attempt to murder; kidnapping; dacoity etc pending against him. Atiq Ahmad had 31 charges of murder, attempt to murder & kidnapping etc pending against him. Out of these 20 candidates with most serious pending criminal cases, only 3 won and rest 17 were rejected by the voters. The detailed list is given below.

S No	Name	Constituency	Party	Age	Serious IPC Counts	Total no of cases	IPC counts related to violent crimes like murder, kidnapping, theft, extortion, dacoity & cheating etc	Won/ Lost
1	JAWAHIR	Chandauli	PMSP	48	45	44	9 charges related to murder, 26 charges of kidnapping, 5 charges related to dacoity	Lost
2	ATIQ AHAMAD	Pratapgarh	AD	46	31	41	12 charges related to murder & 8 charges of kidnapping, 3 charges related to extortion	Lost
3	MITRASEN	Faizabad	SP	76	27	20	9 charges related to murder, 3 charges related to dacoity	Lost

S No	Name	Constituency	Party	Age	Serious IPC Counts	Total no of cases	IPC counts related to violent crimes like murder, kidnapping, theft, extortion, dacoity & cheating etc	Won/ Lost
4	BAL KUMAR PATEL	Mirzapur	SP	48	14	10	1 charge related to murder, 1 related to kidnapping, 3 charges related to cheating & dishonesty	Won
5	OM PRAKASH	Dhaurahra	SP	60	13	11	4 charges related to murder, 2 charges related to extortion & dacoity, 1 charge of cheating	Lost
6	MUKTHAR ANSARI	Varanasi	BSP	49	10	10	5 charges related to murder, 3 charges related to cheating & dishonesty	Lost
7	RAMDARASH	Kheri	CPI(ML) (L)	45	9	17	6 charges related to murder	Lost
8	MEHBOOB ALI	Amroha	SP	56	9	11	2 charges related to murder, 1 charge related to robbery & 1 related to dacoity	Lost
9	LALLAN SINGH	Phulpur	RSBP	35	9	6	5 charges related to cheating & dishonesty, 3 related to robbery	Lost
10	GIRISH CHANDRA PASI	Kaushambi	BSP	39	8	9	5 charges related to murder, 1 charge related to kidnapping, 1 charge related to theft, 1 charge related to cheating & dishonesty	Lost
11	KAPIL MUNI KARWARIYA	Phulpur	BSP	42	8	4	2 charges to related to murder, 2 charges related to theft, 3 charges related to cheating & dishonesty	Lost
12	YADRAM PANKAJ	Mathura	BSP(K)	56	8	2	2 charges related to cheating & dishonesty	Lost
13	ASHOK KUMAR SINGH CHANDEL	Hamirpur	SP	49	7	10	5 charges related to murder, 1 charge related to kidnapping, 1 charge related to dacoity	Lost

S No	Name	Constituency	Party	Age	Serious IPC Counts	Total no of cases	IPC counts related to violent crimes like murder, kidnapping, theft, extortion, dacoity & cheating etc	Won/ Lost
14	RAJJO DEVI	Firozabad	CPM	56	7	7	3 charges related to murder, 3 charges related to cheating & dishonesty	Lost
15	RAMKISHUN	Chandauli	SP	49	5	10	3 charges related to murder	Won
16	JAIPAL PATHIK	Mohanlalganj	RCP	50	5	9	2 charges related to murder, 1 charge related to kidnapping & 1 charge related to rape, 1 charge related to extortion	Lost
17	FEROZE VARUN GANDHI	Pilibhit	BJP	29	5	6	1 charge related to murder	Won
18	KUNWAR AKSHAYA PRATAP SINGH	Pratapgarh	SP	41	5	5	1 charge related to murder, 1 charge related to extortion, 1 charge related to cheating & dishonesty	Lost
19	PRAVEEN KUMAR	Baghpat	IND	44	5	4	2 charges related to murder, 3 charges related to cheating & dishonesty	Lost
20	KUNWAR SARVESH KUMAR	Moradabad	BJP	57	5	4	3 charges related to cheating & dishonesty	Lost

## Pending criminal cases- analysis for MPs

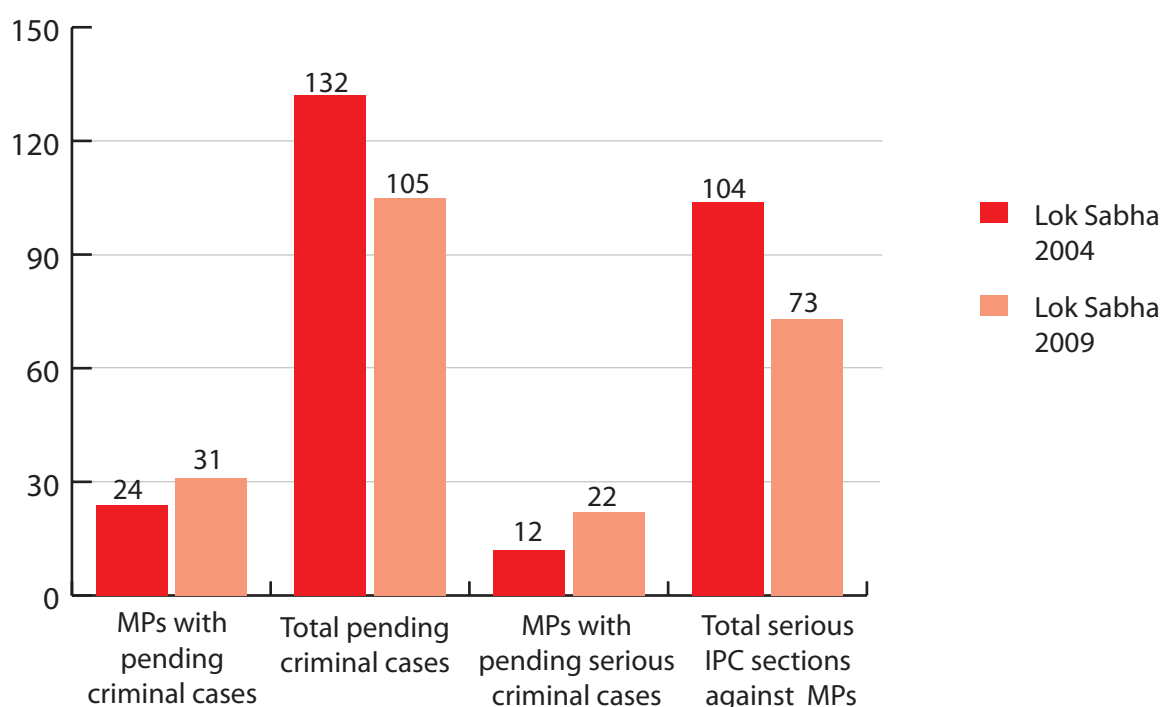
Out of 80 MPs from UP in Lok Sabha 2009, 31 MPs have pending criminal cases against them. Out of these 31 MPs, there are pending serious criminal cases against 22 MPs (27.50%). Contrasting this with 2004 Lok Sabha, only 12 MPs (15.19 %) had serious pending criminal cases.

Given below is a comparative analysis for MPs with pending criminal cases elected from UP. The presence of MPs with pending criminal cases from Uttar Pradesh in Lok Sabha has increased by 29%. However the number of total pending criminal cases has decreased by almost 20%. This means that there were an average of 3.38 cases per tainted MP in 2009 Lok Sabha as compared to 5.5 cases per tainted MP in 2004 Lok Sabha.

**Table: Comparison Lok Sabha 2004 & Lok Sabha 2009 MPs with pending criminal cases**

	Lok Sabha 2004	Lok Sabha 2009	In-crease	% increase
MPs with pending criminal cases	24	31	7	29%
Total Pending criminal cases	132	105	-27	-20%
MPs with pending serious criminal cases	12	22	10	83%
Total serious IPC sections against MPs	104	73	-31	-30%

**Figure: Comparison Lok Sabha 2004 & Lok Sabha 2009- MPs with pending criminal cases**



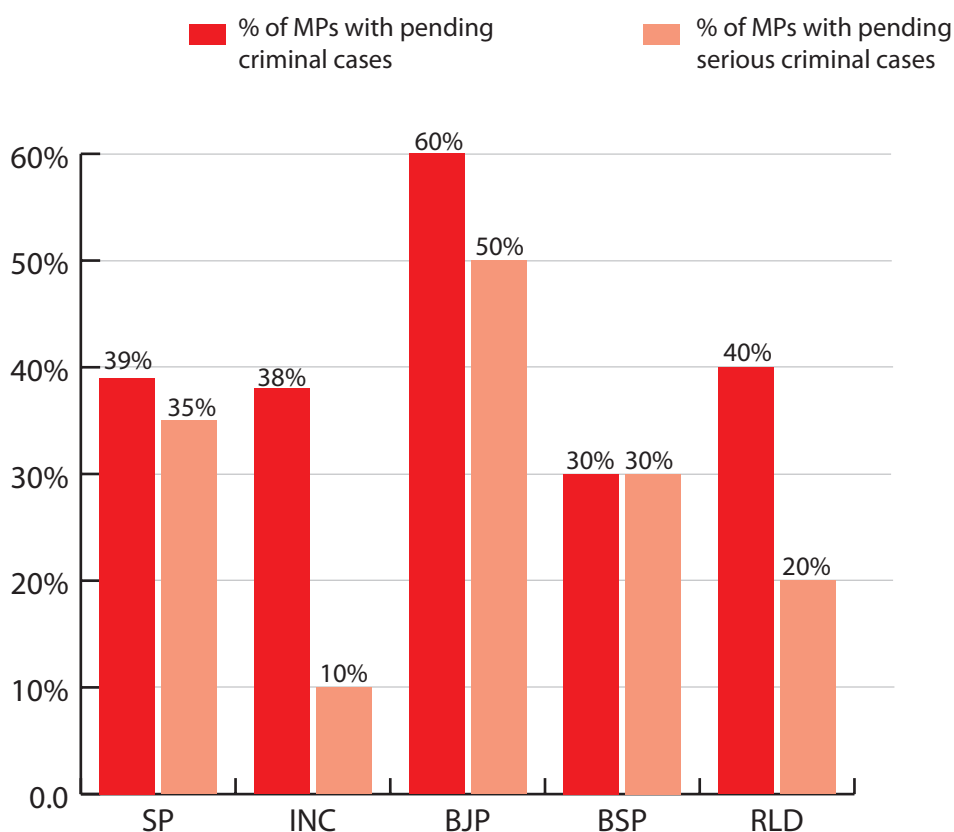
## Party wise break up for MPs with pending criminal cases

Out of total 31 MPs with pending criminal cases 9 are of SP, 8 of INC, 6-6 each of BJP and BSP and 2 are of RLD. The comparison between total candidates and MPs is given below.

**Table : MPs with pending criminal cases- party wise**

Party	Total candidates analysed	Total MPs	MPs with pending criminal cases	% of MPs with pending criminal cases	MPs with pending serious criminal cases	% of MPs with pending serious criminal cases
SP	75	23	9	39%	8	35%
INC	69	21	8	38%	2	10%
BJP	71	10	6	60%	5	50%
BSP	80	20	6	30%	6	30%
RLD	7	5	2	40%	1	20%

**Figure: Percent MPs with pending criminal cases- Top 5 parties in terms of MPs**



## Party wise comparison of pending criminal cases on MPs in Lok Sabha 2004 & Lok Sabha 2009

The table given below shows that number of MPs with pending criminal cases has increased for INC, BJP and RLD in Lok Sabha 2009. The number of MPs with pending criminal cases reduced for SP and BSP in Lok Sabha 2009 from Lok Sabha 2004.

**Table: Party wise comparison MPs with pending criminal cases - Lok Sabha 2004 vs Lok Sabha 2009**

Party	Lok Sabha 2004			Lok Sabha 2009		
	Number of MPs analyzed	MPs with pending criminal cases	% of MPs with pending criminal cases	Number of MPs analyzed	MPs with pending criminal cases	% of MPs with pending criminal cases
SP	35	12	34%	23	9	39%
INC	9	1	11%	21	8	38%
BJP	10	2	20%	10	6	60%
BSP	19	8	42%	20	6	30%
RLD	2	0	0%	5	2	40%

## Party wise break up for MPs with serious pending criminal cases

There are several cases of violent crimes like murder, attempt to murder, theft, extortion, robbery etc pending against MPs from Uttar Pradesh. The table below gives summary of all serious offences related to murder, kidnapping, extortion, theft, robbery and dacoity. All serious IPC's have been clubbed under four heads namely- violent crimes; robbery, extortion, theft etc; financial frauds and other serious crimes. As can be seen from the table MPs of SP have 31 pending serious criminal IPC counts against them as compared to 14 of BJP, 18 of BSP and 7 of INC.

**Table: Serious IPC section break up for MPs of major parties**

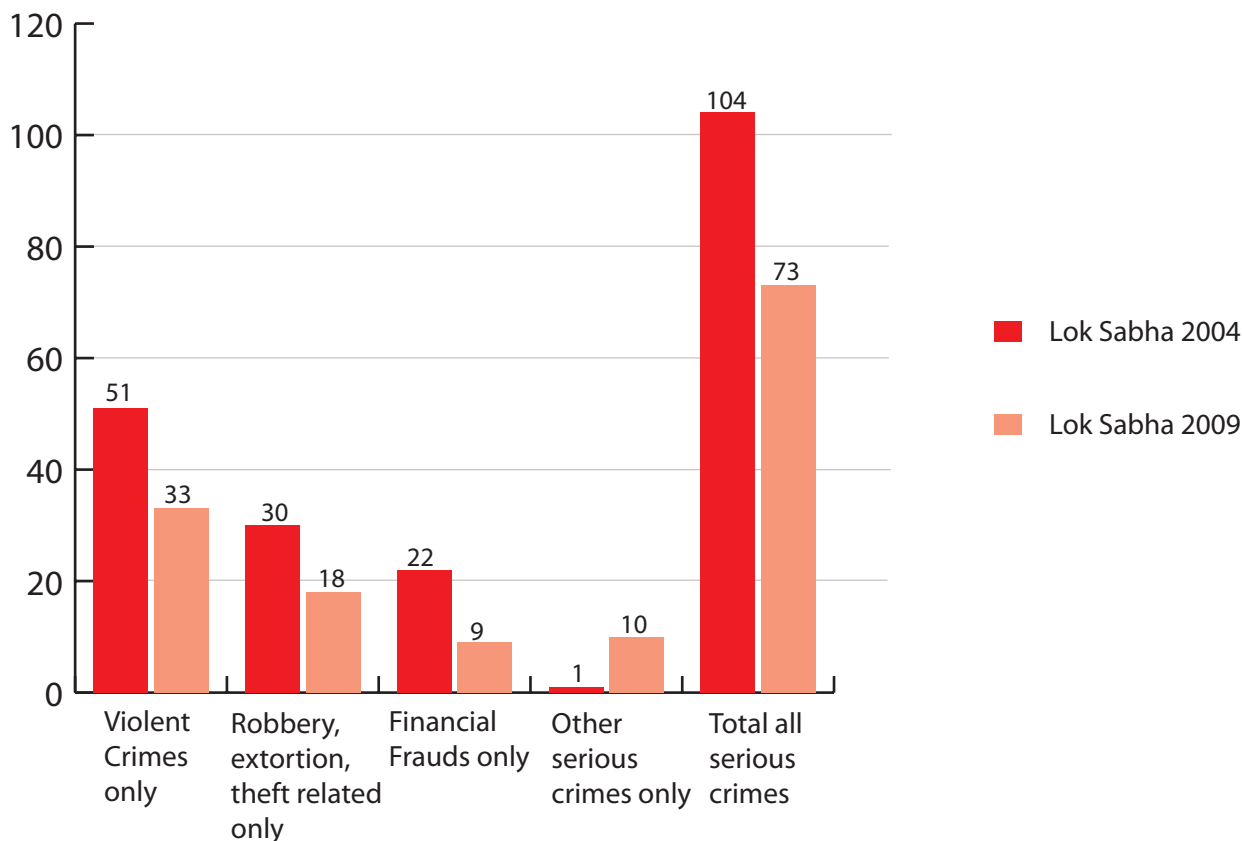
IPC/Party	IPC Description	SP	BJP	BSP	INC	RLD	Total
<b>VIOLENT CRIMES</b>							
302 304	Murder	1	3	4	1	0	9
307	Attempt to murder	7	3	2	4	0	16
324 325 326	Voluntarily causing hurt by dangerous weapons or means	3	1	0	0	0	4
363 364 364A 365	Kidnapping	3	0	1	0	0	4
<b>Total Violent Crimes</b>		<b>14</b>	<b>7</b>	<b>7</b>	<b>5</b>	<b>0</b>	<b>33</b>



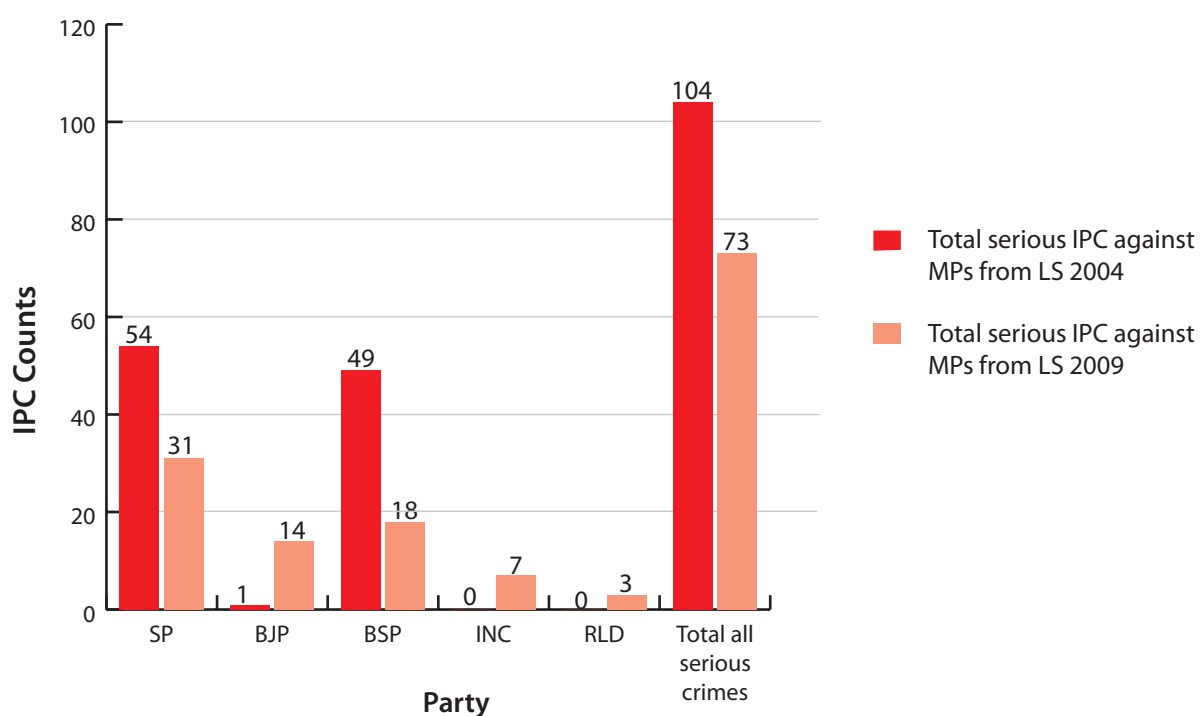
IPC/Party	IPC Description	SP	BJP	BSP	INC	RLD	Total
<b>ROBBERY, EXTORTION, THEFT, CHEATING ETC</b>							
379 380	Theft	0	0	2	0	0	2
384	Extortion	0	0	0	0	1	1
392, 395	robbery, dacoity	2	0	3	2	0	7
411 412 415 417 418 419 420	Cheating and dishonesty , stolen property	3	0	6	0	2	11
<b>Total Theft related crimes</b>		5	0	11	2	3	18
<b>FINANCIAL FRAUD ETC</b>							
465 467 468 469 471	Forgery	9	0	0	0	0	9
<b>Total Financial crimes</b>		9	0	0	0	0	9
<b>OTHER SERIOUS CRIMES</b>							
153A	Promoting enmity between different groups on grounds of religion, race, place of birth, resi- dence, language, etc., and doing acts prejudicial to maintenance of harmony	1	4	0	0	0	5
293	Sale, etc., of obscene objects to young person	1	0	0	0	0	1
295	Injuring or defiling place of worship with intent to insult the religion of any class	1	1	0	0	0	2
295A	Deliberate and malicious acts, intended to outrage religious feelings or any class by insulting its religion or religious beliefs	0	2	0	0	0	2
<b>Total Other Serious crimes</b>		3	7	0	0	0	10
<b>Total for all serious crimes</b>		<b>31</b>	<b>14</b>	<b>18</b>	<b>7</b>	<b>3</b>	<b>73</b>

The graph given below shows that comparing 2004 and 2009 Lok Sabha it is clearly visible that there has been a reduction in violent crimes, crimes related to robbery, extortion and theft and financial frauds. Overall, the number of total serious crimes has reduced from 104 in Lok Sabha 2004 to 73 in Lok Sabha 2009.

**Figure: Comparison Lok Sabha 2004 vs Lok Sabha 2009: types of serious crimes**



**Figure: Party wise comparison of MPs and serious IPC counts for Lok Sabha 2004 & Lok Sabha 2009**



## Tainted constituency analysis

There were 62 tainted constituencies where at least one tainted candidate (candidate having pending criminal cases) given ticket by a party contested. For the analysis given below only party candidates and candidates having serious criminal cases pending against them were considered.

As the following analysis shows, **if voters have a choice, they prefer a clean and capable candidate**. In the constituencies where there was only 1 party candidate with pending criminal cases, voters chose 75% of the clean candidates and rejected most candidates with pending criminal cases. In the constituencies where there were 2 party candidates with pending criminal cases, they chose clean candidates in 41% constituencies. In constituencies where 3 party candidates had pending criminal cases, voters from 50% of the constituencies' selected clean candidates. However in constituencies where 4 or more party candidates had pending criminal cases, no clean MP was selected. Given below is the analysis of the tainted constituencies for party candidates with serious criminal cases pending against them.

**Table: Tainted constituency analysis for Uttar Pradesh**

Number of candidates with pending criminal cases in a constituency	Total number of such constituencies	Clean MPs in such constituencies	Tainted MPs in such constituencies	% of clean MPs in such constituencies	% of tainted MPs in such constituencies
1	32	24	8	75%	25%
2	17	7	10	41%	59%
3	8	4	4	50%	50%
4+	5	0	5	0%	100%

## MPs with most serious pending criminal cases

Given below is a list of MPs from Uttar Pradesh who have most serious criminal cases pending against them.

S No	Name	Constituency	Party	Age	Seri-ous IPC Counts	Total no of cases in which accused	IPC counts related to violent crimes like murder, kidnapping, theft, extortion and dacoity
1	BAL KUMAR PATEL	Mirzapur	SP	48	14	10	1 charge related to murder, 1 related to kidnapping, 3 charges related to cheating & dishonesty
2	KAPIL MUNI KARWARIYA	Phulpur	BSP	42	8	4	2 charges related to murder, 2 charges related to theft, 4 related to cheating & dishonesty
3	RAMKISHUN	Chandauli	SP	49	5	10	3 charges related to murder
4	FEROZE VARUN GANDHI	Pilibhit	BJP	29	5	6	1 charge related to murder
5	RAMAKANT YADAV	Azamgarh	BJP	49	4	11	3 charges related to murder
6	BRIJBHUSHAN SARAN SINGH	Kaiserganj	SP	52	4	2	1 charge related to murder, 1 charge related to dacoity
7	VINAY KUMAR ALIAS VINNU	Shrawasti	INC	45	4	9	3 charges related to murder, 1 charge related to dacoity
8	DEVENDRA NAGPAL	Amroha	RLD	38	3	6	1 charge related to extortion, 2 related to cheating & dishonesty
9	ADITYA NATH	Gorakhpur	BJP	36	3	2	2 charges related to murder
10	KADEER RANA	Muzaffarnagar	BSP	45	3	4	2 charges related to murder, 1 charge related to robbery
11	RAJKUMARI RATNA SINGH	Pratapgarh	INC	49	3	6	2 charges related to murder, 1 charge related to robbery
12	RAKESH PANDEY	Ambedkar Nagar	BSP	55	2	3	1 charge related to murder, 1 charge related to kidnapping
13	PREMDAS	Etawah	SP	49	2	1	1 charge related to dacoity
14	RAKESH SACHAN	Fatehpur	SP	53	2	7	1 charge related to murder, 1 charge related to kidnapping
15	SURENDRA SINGH NAGAR	Gautam Budhha Nagar	BSP	44	2	2	1 charge related to robbery, 1 charge related to cheating & dishonesty

S No	Name	Constituency	Party	Age	Serious IPC Counts	Total no of cases in which accused	IPC counts related to violent crimes like murder, kidnapping, theft, extortion and dacoity
16	RADHEY MOHAN SINGH	Ghazipur	SP	43	2	1	1 charge related to murder
17	DARA SINGH CHAUHAN	Ghosi	BSP	50	2	2	1 charge related to dacoity, 1 charge related to cheating & dishonesty
18	R. K. SINGH PATEL	Banda	SP	49	1	2	1 charge related to murder
19	RAJNATH SINGH	Ghaziabad	BJP	57	1	1	1 charge of promoting enmity between different groups
20	GHANSYAM ANURAGI	Jalaun	SP	35	1	2	1 charge related to kidnapping
21	DHANANJAY SINGH	Jaunpur	BSP	33	1	1	1 charge of murder
22	Dr MURLI MANOHAR JOSHI	Varanasi	BJP	73	1	1	1 charge of promoting enmity between different groups

# Analysis based on assets

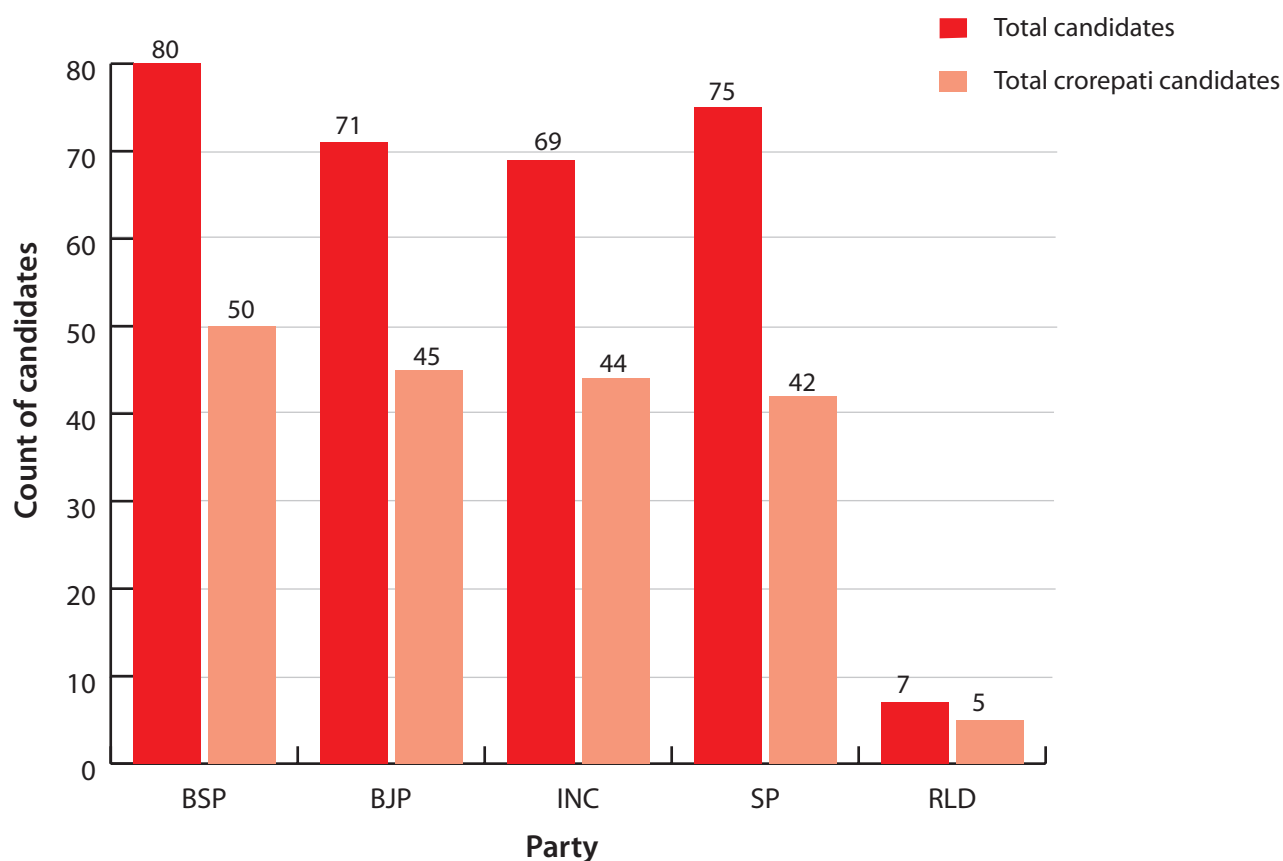
## Analysis based on assets – for candidates

Out of 1359 candidates contesting Lok Sabha 2009, 241 were crorepatis. Most of the major parties had more than 60% of the candidates as crorepati- BSP (62%), BJP (63%) and INC (64%).

**Table: Crorepati candidates- party wise break up**

Party	Total candidates analysed by NEW	Crorepati candidates	% of crorepati candidates
BSP	80	50	63%
BJP	71	45	63%
INC	69	44	64%
SP	75	42	56%
RLD	7	5	71%
IND	548	20	4%
Other parties	509	35	7%
Total	1359	241	18%

**Figure: Crorepati candidates from major parties**



## Average assets for Candidates - Party wise

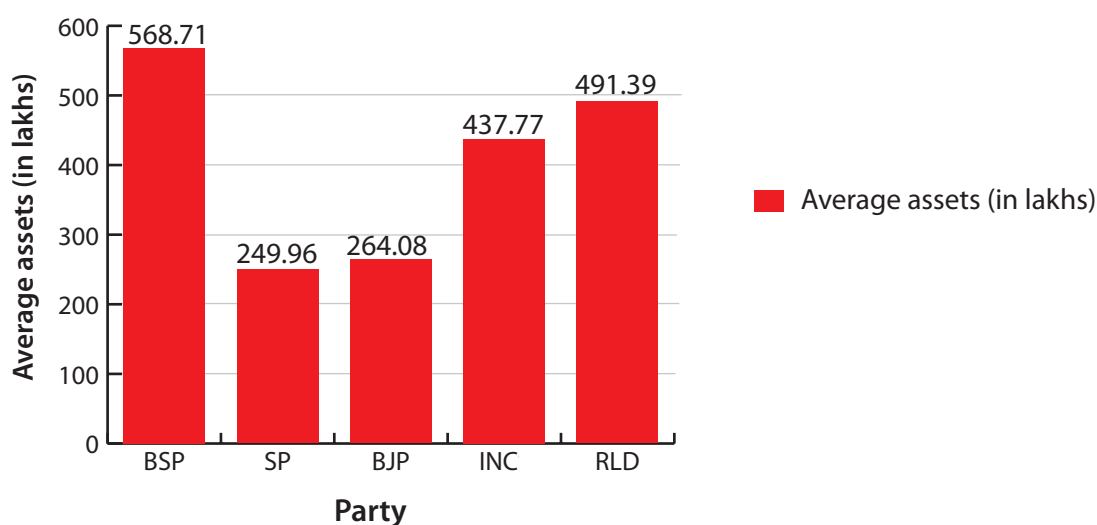
For candidates of INC average assets were approx 4.37 crores. These were more than 5 crores for BSP and approx 2 crores for BJP and SP. Detailed list is given below.

**Table: Average assets for candidates party wise**

Party	Average Assets	Candidate Count
BSP	Rs 5,68,70,548 ~ 5 Crore+	80
SP	Rs 2,49,96,474 ~ 2 Crore+	75
BJP	Rs 2,64,08,458 ~ 2 Crore+	71
INC*	Rs 4,37,76,978 ~ 4 Crore+	69
RLD	Rs 4,91,39,263 ~ 4 Crore+	7
IND	Rs 33,48,872 ~ 33 Lacs+	548
Other parties	Rs 52, 96, 240 ~ 52 Lacs+	509

\*This excludes one candidate with high assets of Rs 632 crores. If we include assets of this candidate too, the average assets for INC MPs from Uttar Pradesh will be Rs 13.47 (Rs 13,47,59,442 ) Crores.

**Figure: Average assets (in lakhs) for candidates of major parties**



## Top 20 crorepati candidates

Given below is the list of top 20 crorepati candidates who contested Lok Sabha 2009 elections from UP. Out of these 5 won and 15 lost the elections.

S No	Name	Constituency	Party	Movable Assets (Rs)	Immovable Assets (Rs)	Total Assets (Rs)	PAN Given	Won/Lost
1	V. M. SINGH	Pilibhit	INC	55,66,925	6,31,60,00,000	6,32,15,66,925 632 Cror+	Y	Lost
2	MALOOK NAGAR	Meerut	BSP	8,81,83,000	76,49,82,000	85,31,65,000 85 Cror+	Y	Lost
3	RAJKUMARI RATNA SINGH	Pratapgarh	INC	62,28,48,635	5,54,22,000	67,82,70,635 67 Cror+	N	Won
4	DR. AKH-ILESH DAS GUPTA	Lucknow	BSP	12,52,49,020	40,22,40,000	52,74,89,020 52 Cror+	Y	Lost
5	SURENDRA SINGH NAGAR	Gautam Budhha Nagar	BSP	25,11,04,300	24,09,80,000	49,20,84,300 49 Cror+	Y	Won
6	AN-NUTANDON	Unnao	INC	20,97,93,867	21,15,58,878	42,13,52,745 42 Cror+	Y	Won
7	DAYASHANKAR PATWA	Basti	PECP	11,18,09,443	22,99,91,808	34,18,01,251 34 Cror+	Y	Lost
8	JAWAHAR LAL JAISWAL	Chandauli	BJP	28,34,69,657	5,50,68,660	33,85,38,317 33 Cror+	Y	Lost
9	ANWAR AHMED	Ghaziabad	NBNP	6,73,000	32,00,00,000	32,06,73,000 32 Cror+	Y	Lost
10	GANGA CHARAN	Pilibhit	BSP	28,71,58,248	1,11,15,000	29,82,73,248 29 Cror+	Y	Lost
11	PRAVEEN SINGH ARON	Bareilly	INC	2,28,01,293	26,52,18,000	28,80,19,293 28 Cror+	Y	Won
12	AJEYA SINGH	Fatehpur	JM	16,33,01,168	10,61,50,000	26,94,51,168 26 Cror+	Y	Lost
13	ANJULA NAGPAL	Amroha	IND	6,30,36,966	19,82,13,300	26,12,50,266 26 Cror+	Y	Lost
14	HARISH NAGPAL	Amroha	IND	6,30,36,966	19,82,13,300	26,12,50,266 26 Cror+	Y	Lost
15	KUNWAR DEVENDRA SINGH YADAV	Etah	BSP	15,11,59,723	5,85,53,583	20,97,13,306 20 Cror+	Y	Lost
16	DHARAM YADAV URF D. P. YADAV	Badaun	BSP	13,40,29,186	6,94,49,400	20,34,78,586 20 Cror+	Y	Lost
17	SALEEM IQWAL SHERWANI	Badaun	INC	15,38,41,000	4,93,00,000	20,31,41,000 20 Cror+	Y	Lost
18	DR. YASHVIR SINGH	Bijnor	SP	2,61,35,577	16,27,00,000	18,88,35,577 18 Cror+	Y	Lost



S No	Name	Constituency	Party	Movable Assets (Rs)	Immovable Assets (Rs)	Total Assets (Rs)	PAN Given	Won/Lost
19	MANEKA GANDHI	Aonla	BJP	3,31,63,479	14,28,47,500	17,60,10,979 17 Cror+	Y	Won
20	VINAY SHANKAR TIWARI	Gorakhpur	BSP	2,03,62,227	14,59,21,302	16,62,83,529 16 Cror+	Y	Lost

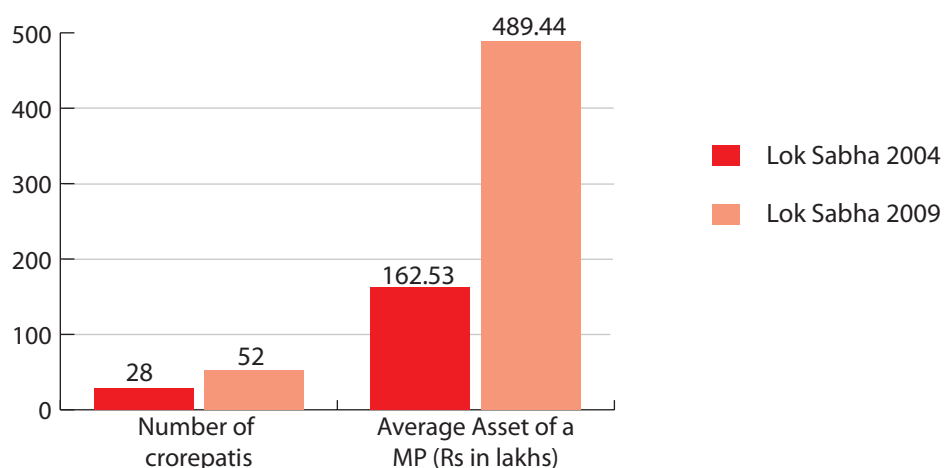
## Analysis based on assets- for MPs

Out of 80 MPs in Lok Sabha 2009, 52 MPs are crorepatis as compared to 28 crorepati MPs from Lok Sabha 2004 i.e. an increase of 86%. The average asset of a MP in 2004 Lok Sabha was Rs 1.6 cr which rose to Rs 4.8 cr in 2009. Between 2004 & 2009 there has been an average asset increase of 201% for MPs from Uttar Pradesh.

**Table: Comparison Lok Sabha 2004 and 2009 based on assets**

	In Lok Sabha 2004	In Lok Sabha 2009	Increase	% Increase
Number of crorepatis	28	52	24	86%
Average Asset of a MP (Rs in lakhs)	162.53	489.44	326.91	201%

**Figure: Comparison Lok Sabha 2004 and Lok Sabha 2009 based on assets**



## **Chances of winning based on assets**

As can be seen from the table, the higher the assets the more are the chances of winning of a candidate. 23% of the candidates who declared assets more than 5 crore and above won. On the other hand less than 1% of candidates with assets less than 10 lakh won. The election results seemed to be highly influenced by the money power of the candidates

**Table: Chances of winning based on assets**

<b>Value of assets</b>	<b>No of candidates</b>	<b>No of MPs</b>	<b>% of MPs</b>
Very high (5 cr and above)	58	13	23%
High (50 lakhs to 5 cr)	310	48	15%
Medium (50 lakhs to 10 lakhs)	358	15	4%
Low (less than 10 lakhs)	633	4	0.63%

## **Crorepati MPs- Party wise**

60% MPs of BSP and BJP are crorepati where as for INC the corresponding figure is 76%

**Table: Crorepati MP- party wise break up**

<b>Party</b>	<b>Total Candi- dates</b>	<b>Total crorepati candidates</b>	<b>Total MPs</b>	<b>Total crorepati MPs</b>	<b>% of crorepati MPs</b>
BJP	71	45	10	6	60%
BSP	80	50	20	12	60%
INC	69	44	21	16	76%
RLD	7	5	5	4	80%
SP	75	42	23	14	61%
IND	548	20	1	0	0%

## Average assets per MP for major parties

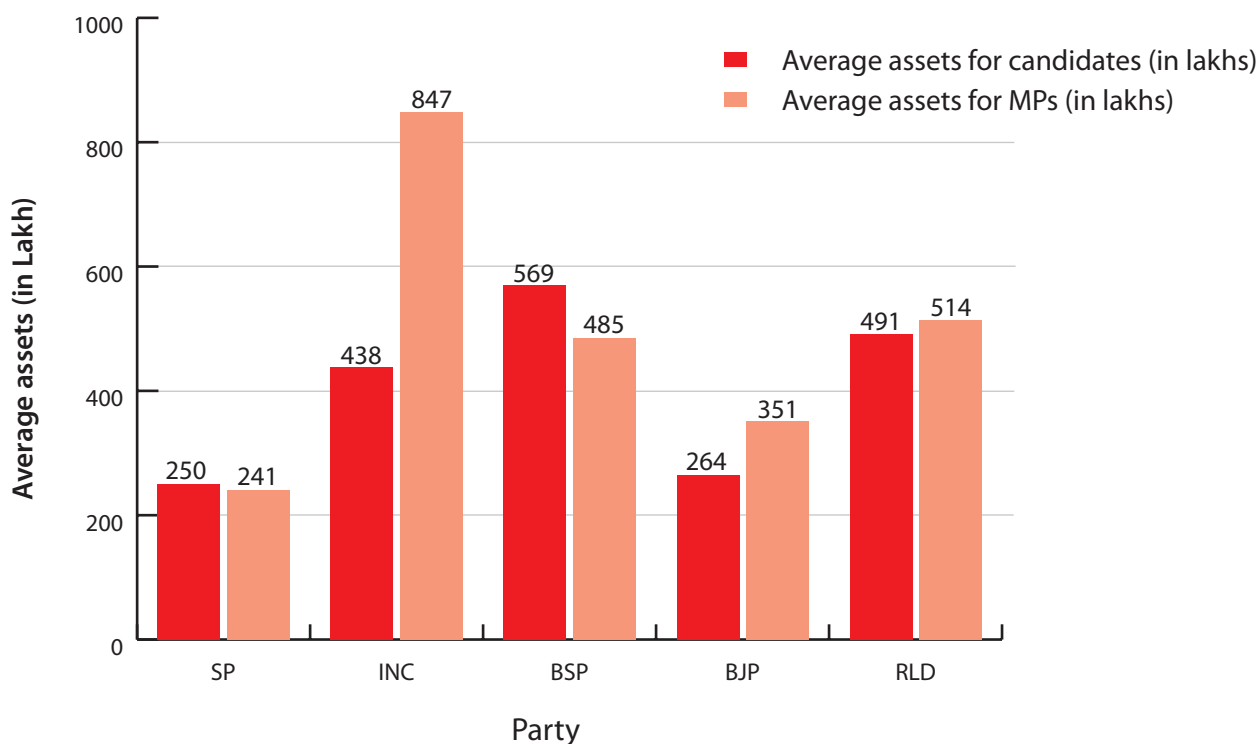
Average asset for a MP from SP is Rs 2 crores, for INC is Rs 8 crores, for BSP 4 crores followed by 3 crores for BJP.

**Table: Average assets for MPs**

Party	No of candidates	Average assets for candidates	No of MPs	Average assets for MPs
SP	75	Rs 2,49,96,474 ~ 2 Cror+	23	Rs 2,41,41,054 ~ 2 Cror+
INC*	69	Rs 4,37,76,978 ~ 4 Cror+	21	Rs 8,46,68,101 ~ 8 Cror+
BSP	80	Rs 5,68,70,548 ~ 5 Cror+	20	Rs 4,84,96,351 ~ 4 Cror+
BJP	71	Rs 2,64,08,458 ~ 2 Cror+	10	Rs 3,51,40,684 ~ 3 Cror+
RLD	7	Rs 4,91,39,263 ~ 4 Cror+	5	Rs 5,14,08,058 ~ 5 Cror+

\*This excludes one candidate with high assets of Rs 632 crores. If we include assets of this candidate too, the average assets for INC MPs from Uttar Pradesh will be Rs 13.47 (Rs 13,47,59,442 ) Crores.

**Figure: Comparison average assets for candidates & MPs in Lok Sabha 2009**



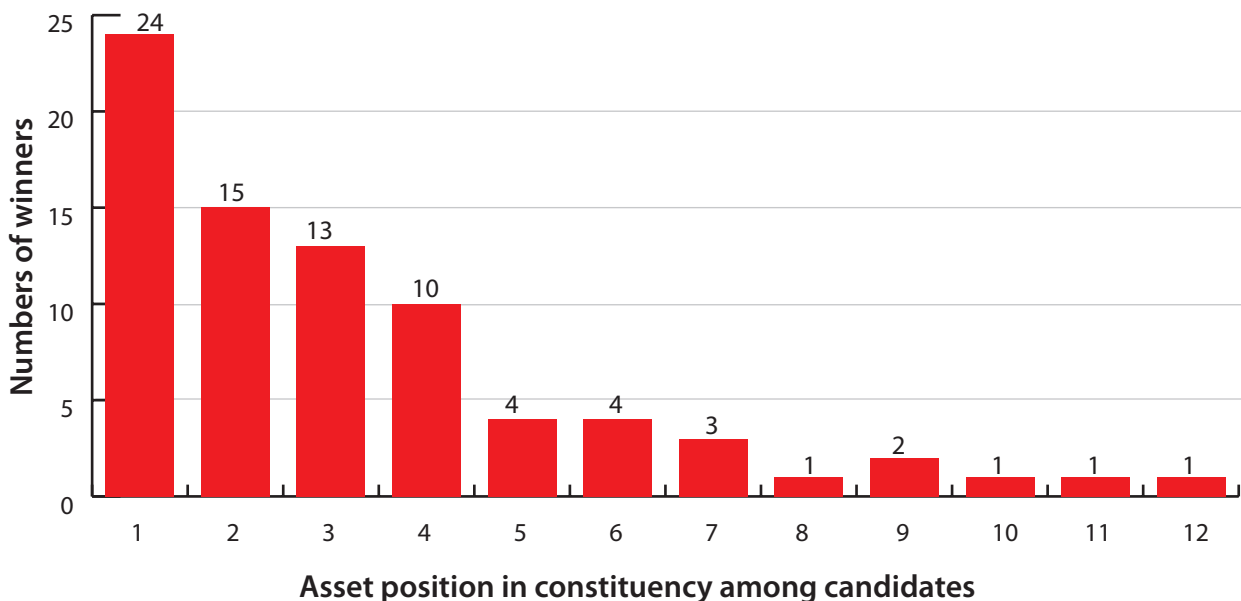
## Asset position in constituency among candidates and chances of winning

The following table gives an analysis of asset position in constituency among candidates (highest asset to lowest asset) and their chances of winning. From 24 constituencies i.e. 30% constituencies, candidates with highest declared assets according to their own self sworn affidavits emerged as MPs. From 19% constituencies candidates with second highest declared assets won. The number of MPs kept decreasing according to their position based on assets in the constituency as per their self declared affidavits.

**Table: Position in constituency based on assets and MPs**

Position in constituency based on assets	Total MPs	% of MPs
1	24	30%
2	15	19%
3	13	16%
4	10	13%
5	4	5%
6	4	5%
7	3	4%
8	1	1%
9	2	3%
10	1	1%
11	1	1%
12	1	1%
24	1	1%
Grand Total	80	100%

**Figure: Asset position in constituency among candidates and MPs**



## Crorepati MPs – PAN not given

5 crorepati MPs from UP have not declared their PAN details even though their declarations are part of the affidavit. The names of these MPs are given below-

**Table: Crorepati MPs- PAN not given**

Name	Constituency	Party	Movable Assets (Rs)	Immovable Assets (Rs)	Total Assets (Rs)	PAN Given
GORAKH-NATH	Bhadohi	BSP	19,31,442	82,36,306	1,01,67,748 1 Cror+	N
HARSH VARDHAN	Maharajganj	INC	9,00,000	1,61,50,000	1,70,50,000 1 Cror+	N
JAGDAMBIKA PAL	Domariyaganj	INC	66,21,330	4,31,00,000	4,97,21,330 4 Cror+	N
RAJKUMARI RATNA SINGH	Pratapgarh	INC	62,28,48,635	5,54,22,000	67,82,70,635 67 Cror+	N
VINAY KUMAR ALIAS VINNU	Shrawasti	INC	3,18,200	1,54,25,000	1,57,43,200 1 Cror+	N

## Details of top 20 MPs based on maximum assets

The table given below is a list of MPs with top 20 highest assets.

S No	Name	Constituency	Party	Movable Assets (Rs)	Immovable Assets (Rs)	Total Assets (Rs)	PAN Given
1	RAJKUMARI RATNA SINGH	Pratapgarh	INC	62,28,48,635	5,54,22,000	67,82,70,635 67 Cror+	N
2	SURENDRA SINGH NAGAR	Gautam Budhha Nagar	BSP	25,11,04,300	24,09,80,000	49,20,84,300 49 Cror+	Y
3	ANNUTANDON	Unnao	INC	20,97,93,867	21,15,58,878	42,13,52,745 42 Cror+	Y
4	PRAVEEN SINGH ARON	Bareilly	INC	2,28,01,293	26,52,18,000	28,80,19,293 28 Cror+	Y
5	MANEKA GANDHI	Aonla	BJP	3,31,63,479	14,28,47,500	17,60,10,979 17 Cror+	Y
6	RAKESH PANDEY	Ambedkar Nagar	BSP	14,07,50,688	2,32,58,216	16,40,08,904 16 Cror+	Y
7	DEVENDRA NAGPAL	Amroha	RLD	3,41,32,712	9,82,93,000	13,24,25,712 13 Cror+	Y
8	JAYA PRADA NAHATA	Rampur	SP	1,84,90,118	11,30,00,000	13,14,90,118 13 Cror+	Y
9	DR.SANJAY SINGH	Sultanpur	INC	1,72,40,244	4,50,19,476	6,22,59,720 6 Cror+	Y
10	KADEER RANA	Muzaffarnagar	BSP	2,66,06,806	3,18,45,100	5,84,51,906 5 Cror+	Y
11	AJIT SINGH	Baghpat	RLD	1,65,02,462	4,17,30,000	5,82,32,462 5 Cror+	Y
12	DR. MURLI MANOHAR JOSHI	Varanasi	BJP	2,80,75,345	2,64,00,000	5,44,75,345 5 Cror+	Y
13	BRIJBHUSHAN SARAN SINGH	Kaiserganj	SP	11,37,885	5,24,00,000	5,35,37,885 5 Cror+	Y
14	JAGDAMBIKA PAL	Domariyaganj	INC	66,21,330	4,31,00,000	4,97,21,330 4 Cror+	N
15	FEROZE VARUN GANDHI	Pilibhit	BJP	1,71,42,810	3,21,25,000	4,92,67,810 4 Cror+	Y
16	AKHILESH YADAV	Kannauj	SP	3,09,01,095	1,76,81,107	4,85,82,202 4 Cror+	Y
17	AKHILESH YADAV	Firozabad	SP	3,09,01,094	1,35,08,463	4,44,09,557 4 Cror+	Y
18	VIJAY BHADUR SINGH	Hamirpur	BSP	41,83,979	3,87,50,000	4,29,33,979 4 Cror+	Y
19	RAKESH SACHAN	Fatehpur	SP	1,60,14,941	2,49,40,655	4,09,55,596 4 Cror+	Y
20	KU. RATANJEET PRATAP NARAYAN SINGH	Kushi Nagar	INC	1,05,10,893	2,94,65,000	3,99,75,893 3 Cror+	Y

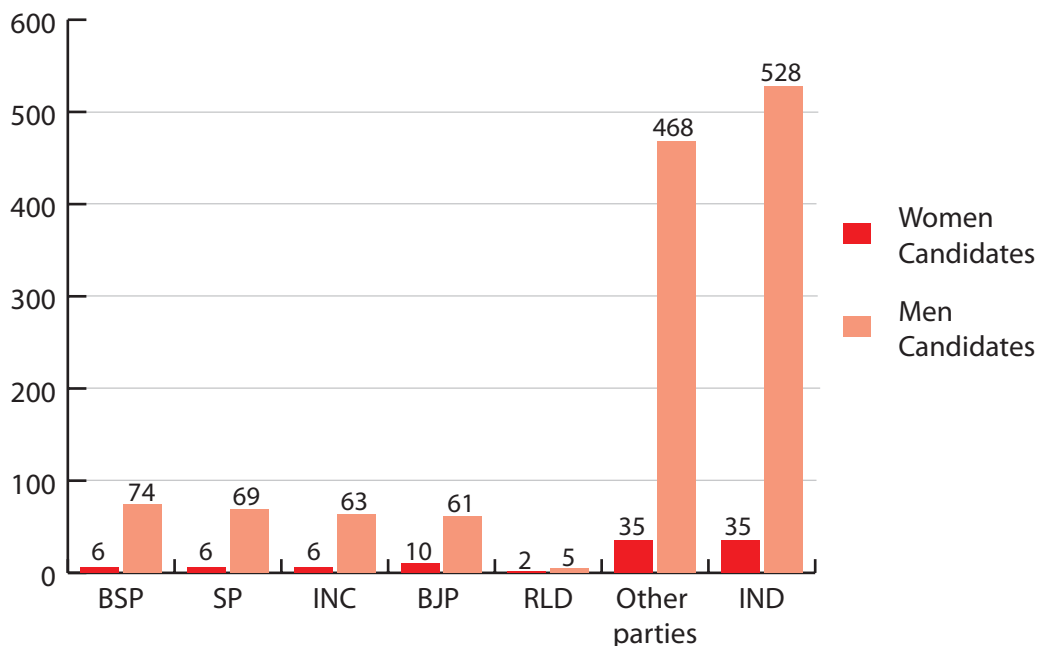
# Female representation in Lok Sabha 2009 elections

Out of 1368 candidates only 100 or 7.31% women contested Lok Sabha elections from UP. Out of these 100 only 12 or 15% emerged as MPs. The party wise break up for female candidates and MPs vis a vis male candidates and MPs is as below-

**Table: Party wise female representation analysis**

	BSP	SP	INC	BJP	RLD	Other parties	IND	Total
<b>Women</b>								
Candidates	6	6	6	10	2	35	35	100
MPs	4	3	3	1	1	0	0	12
% Women candidates	8%	8%	9%	14%	29%	7%	6%	7%
% Women MPs	20%	13%	14%	10%	20%	0%	0%	15%
<b>Men</b>								
Candidates	74	69	63	61	5	468	528	1268
MPs	16	20	18	9	4	0	1	68
% Men candidates	93%	92%	91%	86%	71%	93%	94%	93%
% Men MPs	80%	87%	86%	90%	80%	0%	100%	85%
<b>Total</b>								
Candidates	80	75	69	71	7	503	563	1368
MPs	20	23	21	10	5	0	1	80

**Figure: Candidate distribution based on gender**



# Full asset details for MPs Lok Sabha 2009

## Assets for all MPs from Uttar Pradesh in Lok Sabha 2009

S. No.	Name	Constituency	Party	Age	Total Assets (Rs)	Movable Assets (Rs)	Immovable Assets (Rs)	Liabilities (Rs.)	PAN Given
1	RAJKUMARI RATNA SINGH	Pratapgarh	INC	49	67,82,70,635 67 Cror+	62,28,48,635 62 Cror+	5,54,22,000 5 Cror+	0	N
2	SURENDRA SINGH NAGAR	Gautam Budhha Nagar	BSP	44	49,20,84,300 49 Cror+	25,11,04,300 25 Cror+	24,09,80,000 24 Cror+	0	Y
3	ANNUTANDON	Unnao	INC	51	42,13,52,745 42 Cror+	20,97,93,867 20 Cror+	21,15,58,878 21 Cror+	0	Y
4	PRAVEEN SINGH ARON	Bareilly	INC	50	28,80,19,293 28 Cror+	2,28,01,293 2 Cror+	26,52,18,000 26 Cror+	3,26,22,036 3 Cror+	Y
5	MANEKA GANDHI	Aonla	BJP	52	17,60,10,979 17 Cror+	3,31,63,479 3 Cror+	14,28,47,500 14 Cror+	0	Y
6	RAKESH PANDEY	Ambedkar Nagar	BSP	55	16,40,08,904 16 Cror+	14,07,50,688 14 Cror+	2,32,58,216 2 Cror+	0	Y
7	DEVENDRA NAGPAL	Amroha	RLD	38	13,24,25,712 13 Cror+	3,41,32,712 3 Cror+	9,82,93,000 9 Cror+	79,60,788 79 Lacs+	Y
8	JAYA PRADA NAHATA	Rampur	SP	45	13,14,90,118 1 3 Cror+	1,84,90,118 1 Cror+	11,30,00,000 11 Cror+	7,59,000 7 Lacs+	Y
9	DR.SANJAY SINGH	Sultanpur	INC	55	6,22,59,720 6 Cror+	1,72,40,244 1 Cror+	4,50,19,476 4 Cror+	2,40,000 2 Lacs+	Y
10	KADEER RANA	Muzaffarnagar	BSP	45	5,84,51,906 5 Cror+	2,66,06,806 2 Cror+	3,18,45,100 3 Cror+	0	Y
11	AJIT SINGH	Baghpat	RLD	70	5,82,32,462 5 Cror+	1,65,02,462 1 Cror+	4,17,30,000 4 Cror+	13,077 13 Thou+	Y
12	DR. MURLI MANOHAR JOSHI	Varanasi	BJP	73	5,44,75,345 5 Cror+	2,80,75,345 2 Cror+	2,64,00,000 2 Cror+	2,05,768 2 Lacs+	Y
13	BRIJBHUSHAN SARAN SINGH	Kaiserganj	SP	52	5,35,37,885 5 Cror+	11,37,885 11 Lacs+	5,24,00,000 5 Cror+	0	Y



S. No.	Name	Constituency	Party	Age	Total Assets (Rs)	Movable Assets (Rs)	Immovable Assets (Rs)	Liabilities (Rs.)	PAN Given
14	JAGDAMBIKA PAL	Domariyaganj	INC	59	4,97,21,330 4 Cror+	66,21,330 66 Lacs+	4,31,00,000 4 Cror+	45,66,564 45 Lacs+	N
15	FEROZE VARUN GANDHI	Pilibhit	BJP	29	4,92,67,810 4 Cror+	1,71,42,810 1 Cror+	3,21,25,000 3 Cror+	0	Y
16	AKHILESH YADAV	Kannauj	SP	35	4,85,82,202 4 Cror+	3,09,01,095 3 Cror+	1,76,81,107 1 Cror+	77,26,354 77 Lacs+	Y
17	AKHILESH YADAV	Firozabad	SP	35	4,44,09,557 4 Cror+	3,09,01,094 3 Cror+	1,35,08,463 1 Cror+	77,26,354 77 Lacs+	Y
18	VIJAY BHADUR SINGH	Hamirpur	BSP	65	4,29,33,979 4 Cror+	41,83,979 41 Lacs+	3,87,50,000 3 Cror+	6,23,689 6 Lacs+	Y
19	RAKESH SACHAN	Fatehpur	SP	53	4,09,55,596 4 Cror+	1,60,14,941 1 Cror+	2,49,40,655 2 Cror+	0	Y
20	KU. RATANJEET PRATAP NARAYAN SINGH	Kushi Nagar	INC	45	3,99,75,893 3 Cror+	1,05,10,893 1 Cror+	2,94,65,000 2 Cror+	1,00,000 1 Lacs+	Y
21	SANJAY SINGH CHAUHAN	Bijnor	RLD	48	3,53,52,625 3 Cror+	34,52,625 34 Lacs+	3,19,00,000 3 Cror+	52,54,245 52 Lacs+	Y
22	R. K. SINGH PATEL	Banda	SP	49	3,41,07,955 3 Cror+	1,23,14,455 1 Cror+	2,17,93,500 2 Cror+	0	Y
23	RAJ KUMARI CHAUHAN	Aligarh	BSP	46	3,40,34,506 3 Cror+	58,13,506 58 Lacs+	2,82,21,000 2 Cror+	0	Y
24	KUNWAR JITIN PRASAD	Dhaurahra	INC	36	3,26,56,975 3 Cror+	1,10,56,975 1 Cror+	2,16,00,000 2 Cror+	0	Y
25	BHISMA SHANKAR ALIAS KUSHAL TIWARI	Sant Kabir Nagar	BSP	44	3,17,56,944 3 Cror+	30,62,944 30 Lacs+	2,86,94,000 2 Cror+	11,78,640 11 Lacs+	Y
26	SRI PRAKASH JAISWAL	Kanpur	INC	64	3,07,67,980 3 Cror+	1,55,67,980 1 Cror+	1,52,00,000 1 Cror+	0	Y

S. No.	Name	Constituency	Party	Age	Total Assets (Rs)	Movable Assets (Rs)	Immovable Assets (Rs)	Liabilities (Rs.)	PAN Given
27	JAYANT K SINGH	Mathura	RLD	30	3,02,04,219 3 Cror+	2,33,99,719 2 Cror+	68,04,500 68 Lacs+	0	Y
28	SUSHILA SAROJ	Mohanlalganj	SP	58	2,86,80,230 2 Cror+	64,71,585 64 Lacs+	2,22,08,645 2 Cror+	24,52,429 24 Lacs+	Y
29	NEERAJ SHEKHAR	Ballia	SP	40	2,77,18,262 2 Cror+	1,55,18,262 1 Cror+	1,22,00,000 1 Cror+	1,51,00,000 1 Cror+	Y
30	RAMAKANT YA- DAV	Azamgarh	BJP	49	2,72,94,000 2 Cror+	1,22,94,000 1 Cror+	1,50,00,000 1 Cror+	0	Y
31	SEEMA UPAD- HAYAY	Fatehpur Sikri	BSP	44	2,65,45,096 2 Cror+	72,23,096 72 Lacs+	1,93,22,000 1 Cror+	15,95,708 15 Lacs+	Y
32	SALMAN KHUR- SHEED	Farrukhabad	INC	56	2,61,40,421 2 Cror+	1,29,20,421 1 Cror+	1,32,20,000 1 Cror+	30,13,200 30 Lacs+	Y
33	MOHAMMED AZHARUDDIN	Moradabad	INC	46	2,52,33,948 2 Cror+	1,32,33,948 1 Cror+	1,20,00,000 1 Cror+	5,65,160 5 Lacs+	Y
34	GORAKH PRASAD JAISWAL	Deoria	BSP	72	2,42,17,040 2 Cror+	91,17,040 91 Lacs+	1,51,00,000 1 Cror+	0	Y
35	RAHUL GANDHI	Amethi	INC	38	2,32,74,706 2 Cror+	30,71,351 30 Lacs+	2,02,03,355 2 Cror+	40,85,591 40 Lacs+	Y
36	BAL KUMAR PATEL	Mirzapur	SP	48	2,29,78,000 2 Cror+	89,78,000 89 Lacs+	1,40,00,000 1 Cror+	1,16,95,272 1 Cror+	Y
37	MULAYAM SINGH YADAV	Mainpuri	SP	69	2,23,99,310 2 Cror+	1,50,25,156 1 Cror+	73,74,154 73 Lacs+	0	Y
38	RADHEY MOHAN SINGH	Ghazipur	SP	43	2,20,62,609 2 Cror+	61,82,609 61 Lacs+	1,58,80,000 1 Cror+	17,52,447 17 Lacs+	Y
39	LAL JI TANDON	Lucknow	BJP	73	2,17,00,160 2 Cror+	66,60,160 66 Lacs+	1,50,40,000 1 Cror+	0	Y
40	BENI PRASAD VERMA	Gonda	INC	68	1,99,13,574 1 Cror+	7,55,574 7 Lacs+	1,91,58,000 1 Cror+	80,932 80 Thou+	Y
41	JAGDISH SINGH RANA	Saharanpur	BSP	53	1,88,67,277 1 Cror+	23,67,277 23 Lacs+	1,65,00,000 1 Cror+	2,98,187 2 Lacs+	Y

S. No.	Name	Constituency	Party	Age	Total Assets (Rs)	Movable Assets (Rs)	Immovable Assets (Rs)	Liabilities (Rs.)	PAN Given
42	ARVIND KUMAR CHAUDHARY	Basti	BSP	43	1,86,43,936 1 Cror+	1,21,06,936 1 Cror+	65,37,000 65 Lacs+	0	Y
43	KUNWAR REWATI RAMAN SINGH ALIAS MANI JI	Allahabad	SP	65	1,84,00,164 1 Cror+	37,33,164 37 Lacs+	1,46,67,000 1 Cror+	2,26,475 2 Lacs+	Y
44	HARSH VARDHAN	Maharajganj	INC	61	1,70,50,000 1 Cror+	9,00,000 9 Lacs+	1,61,50,000 1 Cror+	11,12,000 11 Lacs+	N
45	VINAY KUMAR ALIAS VINNU	Shrawasti	INC	45	1,57,43,200 1 Cror+	3,18,200 3 Lacs+	1,54,25,000 1 Cror+	5,89,157 5 Lacs+	N
46	RAJNATH SINGH	Ghaziabad	BJP	57	1,45,36,703 1 Cror+	45,14,703 5 Lacs+	1,00,22,000 1 Cror+	0	Y
47	P.L.PUNIA	Barabanki	INC	64	1,40,47,833 1 Cror+	65,47,833 65 Lacs+	75,00,000 75 Lacs+	0	Y
48	SONIA GANDHI	Rae bareli	INC	62	1,37,94,768 1 Cror+	1,17,70,468 1 Cror+	20,24,300 20 Lacs+	0	Y
49	SHAILENDRA KUMAR	Kaushambi	SP	51	1,21,28,999 1 Cror+	6,29,000 6 Lacs+	1,14,99,999 1 Cror+	21,00,000 21 Lacs+	Y
50	TABASSUM BEGAM	Kairana	BSP	39	1,16,67,328 1 Cror+	18,17,328 18 Lacs+	98,50,000 98 Lacs+	0	Y
51	GORAKHNATH	Bhadohi	BSP	56	1,01,67,748 1 Cror+	19,31,442 19 Lacs+	82,36,306 82 Lacs+	4,33,968 4 Lacs+	N
52	USHA VERMA	Hardoi	SP	43	1,01,11,699 1 Cror+	6,86,699 6 Lacs+	94,25,000 94 Lacs+	5,02,822 5 Lacs+	Y
53	MITHLESH	Shahjahanpur	SP	48	85,35,655 85 Lacs+	45,18,655 45 Lacs+	40,17,000 40 Lacs+	10,45,441 10 Lacs+	Y
54	DR. BALIRAM	Lalganj	BSP	56	80,03,128 80 Lacs+	9,25,864 9 Lacs+	70,77,264 70 Lacs+	6,38,922 6 Lacs+	Y
55	DR. SHAFIQR RAHMAN BARQ	Sambhal	BSP	76	70,59,763 70 Lacs+	27,09,763 27 Lacs+	43,50,000 43 Lacs+	0	Y

S. No.	Name	Constituency	Party	Age	Total Assets (Rs)	Movable Assets (Rs)	Immovable Assets (Rs)	Liabilities (Rs.)	PAN Given
56	NIRMAL KHATRI	Faizabad	INC	58	66,70,000 66 Lacs+	11,70,000 11 Lacs+	55,00,000 55 Lacs+	5,771 5 Thou+	Y
57	KAISAR JAHAN	Sitapur	BSP	35	65,53,956 65 Lacs+	43,65,956 43 Lacs+	21,88,000 21 Lacs+	4,896 4 Thou+	Y
58	ASHOK KUMAR RAWAT	Misrikh	BSP	42	62,21,049 62 Lacs+	29,21,049 29 Lacs+	33,00,000 33 Lacs+	665426 6 Lacs+	Y
59	GHANSYAM ANURAGI	Jalaun	SP	35	61,25,833 61 Lacs+	31,75,833 31 Lacs+	29,50,000 29 Lacs+	2,00,000 2 Lacs+	Y
60	DHARMENDRA YADAV	Badaun	SP	30	56,82,299 56 Lacs+	46,29,445 46 Lacs+	10,52,854 10 Lacs+	98,000 98 Thou+	Y
61	TUFANI SAROJ	Machhlishahr	SP	48	53,36,163 53 Lacs+	6,38,124 6 Lacs+	46,98,039 46 Lacs+	0	Y
62	RAMKISHUN	Chandauli	SP	49	46,72,785 46 Lacs+	7,51,964 7 Lacs+	39,20,821 39 Lacs+	0	N
63	RAJARAM PAL	Akbarpur	INC	48	44,00,000 44 Lacs+	4,00,000 4 Lacs+	40,00,000 40 Lacs+	8,38,099 8 Lacs+	Y
64	DHANANJAY SINGH	Jaunpur	BSP	33	43,62,656 43 Lacs+	43,62,656 43 Lacs+	0	6,78,982 6 Lacs+	Y
65	PREMDAS	Etawah	SP	49	42,28,828 42 Lacs+	5,23,828 5 Lacs+	37,05,000 37 Lacs+	0	N
66	ZAFAR ALI NAQVI	Kheri	INC	61	39,79,881 39 Lacs+	12,97,381 12 Lacs+	26,82,500 26 Lacs+	0	Y
67	KALIYAN SINGH	Etah	IND	54	38,80,000 38 Lacs+	3,80,000 3 Lacs+	35,00,000 35 Lacs+	0	N
68	PRADEEP KUMAR JAIN	Jhansi	INC	46	33,83,718 33 Lacs+	19,91,718 19 Lacs+	13,92,000 13 Lacs+	0	Y
69	RAJENDRA AGAR-WAL	Meerut	BJP	59	27,60,630 27 Lacs+	27,60,630 27 Lacs+	0	3,15,620 3 Lacs+	N

S. No.	Name	Constituency	Party	Age	Total Assets (Rs)	Movable Assets (Rs)	Immovable Assets (Rs)	Liabilities (Rs.)	PAN Given
70	RAMASHANKAR RAJBHAR	Salempur	BSP	48	23,05,500 23 Lacs+	3,05,500 3 Lacs+	20,00,000 20 Lacs+	0	N
71	ADITYA NATH	Gorakhpur	BJP	36	21,82,212 21 Lacs+	21,82,212 21 Lacs+	0	0	Y
72	DARA SINGH CHAUHAN	Ghosi	BSP	50	20,42,000 20 Lacs+	6,42,000 6 Lacs+	14,00,000 14 Lacs+	9,27,848 9 Lacs+	N
73	PAKAURI LAL	Robertsganj	SP	57	17,62,515 17 Lacs+	8,12,515 8 Lacs+	9,50,000 9 Lacs+	0	N
74	KAMLESH PASWAN	Bansgaon	BJP	33	16,68,000 16 Lacs+	8,98,000 8 Lacs+	7,70,000 7 Lacs+	0	Y
75	DR. RAMSHANKAR	Agra	BJP	43	15,11,000 15 Lacs+	12,11,000 12 Lacs+	3,00,000 3 Lacs+	6,39,959 6 Lacs+	Y
76	KAMAL KISHOR	Bahraich	INC	57	13,73,495 13 Lacs+	2,76,495 2 Lacs+	10,97,000 10 Lacs+	0	N
77	SARIKA SINGH	Hathras	RLD	29	8,25,272 8 Lacs+	8,25,272 8 Lacs+	0	0	N
78	YASHVIR SINGH	Nagina	SP	36	7,84,562 7 Lacs+	3,84,562 3 Lacs+	4,00,000 4 Lacs+	0	N
79	KAMLESH	Bulandshahr	SP	39	5,53,005 5 Lacs+	4,28,005 4 Lacs+	1,25,000 1 Lacs+	0	Y
80	KAPIL MUNI KARWARIYA*	Phulpur	BSP	42	0	0	0	0	Y

(\* ) indicates the details in the affidavit were not filled by the candidate.

# Full details of pending criminal cases on MPs from Uttar Pradesh

S. No.	Name	State/ Dist	Constituency	Party	Age	Serious IPC Counts	No of Cases in which Ac-cused	No. of Cases in which Con- victed	Total
1	BAL KUMAR PATEL	UTTAR PRADESH	Mirzapur	SP	48	14	10	0	10
Cases (Accused)			<b>Serious IPC Frequency Table</b>						
			<b>Serious IPC Sections</b>		<b>Number of Times they appear for this candidate</b>				
1. IPC Sections - 147,506 , Other Details - 14A/06 2. IPC Sections - 147,148,149,302,364,201 , Other Details - 14 DA Act 3. IPC Sections - 420,467,468,471 , Other Details - 652/07 4. IPC Sections - 420,467,468,471 , Other Details - 653/07 5. IPC Sections - , Other Details - 25/27/30 Arms Act, Case no. 654/07 6. IPC Sections - , Other Details - Case no. 655/07 ,25/27/30 Arms Act 7. IPC Sections - , Other Details - Case no. 656/07, 25/27/30 Arms Act 8. IPC Sections - 147, 148,149,447,448,504,506 , Other Details - 2/3 UP Gangster Act, Case no. 658/07 9. IPC Sections - 420,467,468,471 , Other Details - 10. IPC Sections - 406 , Other Details - Case no. 807/07			467	3					
			468	3					
			471	3					
			420	3					
			302	1					
			364	1					
			<b>Total</b>	<b>14</b>					
			5. IPC Sections - , Other Details - 25/27/30 Arms Act, Case no. 654/07 6. IPC Sections - , Other Details - Case no. 655/07 ,25/27/30 Arms Act 7. IPC Sections - , Other Details - Case no. 656/07, 25/27/30 Arms Act 8. IPC Sections - 147, 148,149,447,448,504,506 , Other Details - 2/3 UP Gangster Act, Case no. 658/07 9. IPC Sections - 420,467,468,471 , Other Details - 10. IPC Sections - 406 , Other Details - Case no. 807/07			<b>IPC Section</b>	<b>Description</b>		
						147	rioting		
						148	Rioting, armed with deadly weapon		
149	Every member of unlawful assembly guilty of offence committed in prosecution of common object								
201	Causing disappearance of evidence of offence, or giving false information to screen offender								
302	Murder								
364	Kidnapping or abducting in order to murder								
406	criminal breach of trust								
420	Cheating and dishonestly inducing delivery of property								
447	criminal trespass								
448	house-trespass								
467	Forgery of valuable security, will, etc.								
468	Forgery for purpose of cheating								
Cases (Convicted) -----No Cases-----						471	Using as genuine a forged document or electronic record		
			504	Intentional insult with intent to provoke breach of the peace					
			506	criminal intimidation					

S. No.	Name	State/ Dist	Constituency	Party	Age	Serious IPC Counts	No of Cases in which Accused	No. of Cases in which Convicted	Total		
2	KAPIL MUNI KARWARIYA	UTTAR PRADESH	Phulpur	BSP	42	8	4	0	4		
Cases (Accused)			<b>Serious IPC Frequency Table</b>								
			<b>Serious IPC Sections</b>				<b>Number of Times they appear for this candidate</b>				
			379				2				
			420				2				
			411				1				
			419				1				
			302				1				
			307				1				
			Total				8				
			<b>IPC Section</b>				<b>Description</b>				
			34				Acts done by several persons in furtherance of common intention				
			147				rioting				
			148				Rioting, armed with deadly weapon				
			149				Every member of unlawful assembly guilty of offence committed in prosecution of common object				
			302				Murder				
307				Attempt to murder							
Cases (Convicted) -----No Cases-----			379				theft				
			411				Dishonestly receiving stolen property				
			419				cheating by personation				
			420				Cheating and dishonestly inducing delivery of property				
			506				criminal intimidation				
S. No.	Name	State/ Dist	Constituency	Party	Age	Serious IPC Counts	No of Cases in which Accused	No. of Cases in which Convicted	Total		
3	RAMKISHUN	UTTAR PRADESH	Chandauli	SP	49	5	10	0	10		
			<b>Serious IPC Frequency Table</b>								
			<b>Serious IPC Sections</b>				<b>Number of Times they appear for this candidate</b>				
			307				3				

Cases (Accused)	325	1
	293	1
	<b>Total</b>	<b>5</b>
	<b>IPC Section</b>	<b>Description</b>
	143	Being member of an unlawful assembly
	147	rioting
	148	Rioting, armed with deadly weapon
	149	Every member of unlawful assembly guilty of offence committed in prosecution of common object
	171	Wearing grab or carrying token used by public servant with fraudulent intent
	188	Disobedience to order duly promulgated by public servant
	228	Intentional insult or interruption to public servant sitting in judicial proceeding
	283	Danger or obstruction in public way or line of navigation
	286	Negligent conduct with respect to explosive substance
	293	Sale, etc., of obscene objects to young person
	307	Attempt to murder
	323	voluntarily causing hurt
	325	voluntarily causing grievous hurt
	332	Voluntarily causing hurt to deter public servant from his duty
	Cases (Convicted) -----No Cases-----	335
336		Act endangering life or personal safety of others
337		Causing hurt by act endangering life or personal safety of others
341		wrongful restraint
427		Mischief causing damage to the amount of fifty rupees
504		Intentional insult with intent to provoke breach of the peace
506		criminal intimidation



S. No.	Name	State/ Dist	Constituency	Party	Age	Serious IPC Counts	No of Cases in which Accused	No. of Cases in which Convicted	Total
4	FEROZE VARUN GANDHI	UTTAR PRADESH	Pilibhit	BJP	29	5	6	0	6
Cases (Accused)			<b>Serious IPC Frequency Table</b>						
			<b>Serious IPC Sections</b>		<b>Number of Times they appear for this candidate</b>				
1. IPC Sections - 332,352,504,506 , Other Details - 2. IPC Sections - 153A,188,295A,505(2) , Other Details - 125 R.P. ACT 3. IPC Sections - 153A,188,295A,505(2) , Other Details - 125 R.P.ACT 4. IPC Sections - 147,148,149,307,427,336,332,188 , Other Details - 7 C.L.A. ACT & 125 R. P.ACT 5. IPC Sections - 147,148,323,504,506,427 , Other Details - 6. IPC Sections - , Other Details - 3 N.S. ACT			153A		2				
			295A		2				
			307		1				
			Total		5				
			<b>IPC Section</b>		<b>Description</b>				
			147		rioting				
			148		Rioting, armed with deadly weapon				
			149		Every member of unlawful assembly guilty of offence committed in prosecution of common object				
			153A		Promoting enmity between different groups on grounds of religion, race, place of birth, residence, language, etc., and doing acts prejudicial to maintenance of harmony				
188		Disobedience to order duly promulgated by public servant							
295A		Deliberate and malicious acts, intended to outrage religious feelings or any class by insulting its religion or religious beliefs							
Cases (Convicted) -----No Cases-----			307		Attempt to murder				
			323		voluntarily causing hurt				
			332		Voluntarily causing hurt to deter public servant from his duty				
			336		Act endangering life or personal safety of others				
			352		assault or criminal force otherwise than on grave provocation				
			427		Mischief causing damage to the amount of fifty rupees				
			504		Intentional insult with intent to provoke breach of the peace				
			506		criminal intimidation				

S. No.	Name	State/ Dist	Constituency	Party	Age	Serious IPC Counts	No of Cases in which Accused	No. of Cases in which Convicted	Total		
5	RAMAKANT YADAV	UTTAR PRADESH	Azamgarh	BJP	49	4	11	0	11		
Cases (Accused)  1. IPC Sections - 336,353,504,506 , Other Details - 2. IPC Sections - 323,504.,506 , Other Details - 3. IPC Sections - 323,325,504,506 , Other Details - 4. IPC Sections - 353,504,506 , Other Details - 5. IPC Sections - 302 , Other Details - 6. IPC Sections - 302 , Other Details - 7. IPC Sections - 307,147,148,149 , Other Details - 8. IPC Sections - , Other Details - 3(1) Gangster Act 9. IPC Sections - , Other Details - 3(1) Gangster Act 10. IPC Sections - 452,323,504,506 , Other Details - 11. IPC Sections - , Other Details - 3(1)(10)SC.ST. ACT			<b>Serious IPC Frequency Table</b>								
						<b>Serious IPC Sections</b>		<b>Number of Times they appear for this candidate</b>			
						302		2			
						325		1			
						307		1			
						<b>Total</b>		<b>4</b>			
						<b>IPC Section</b>		<b>Description</b>			
						147		rioting			
						148		Rioting, armed with deadly weapon			
						149		Every member of unlawful assembly guilty of offence committed in prosecution of common object			
						302		Murder			
						307		Attempt to murder			
						323		voluntarily causing hurt			
			Cases (Convicted) -----No Cases-----			325		voluntarily causing grievous hurt			
336		Act endangering life or personal safety of others									
353		Assault or criminal force to deter public servant from discharge of his duty									
452		House-trespass after preparation for hurt, assault or wrongful restraint									
504		Intentional insult with intent to provoke breach of the peace									
			506		criminal intimidation						
S. No.	Name	State/ Dist	Constituency	Party	Age	Serious IPC Counts	No of Cases in which Accused	No. of Cases in which Convicted	Total		
6	VINAY KUMAR ALIAS VINNU	UTTAR PRADESH	Shrawasti	INC	45	4	9	0	9		
			<b>Serious IPC Frequency Table</b>								
						<b>Serious IPC Sections</b>		<b>Number of Times they appear for this candidate</b>			
						307		2			

Cases (Accused)  1. IPC Sections - 307,341 , Other Details - 2. IPC Sections - 143,353,504,506 , Other Details - 3. IPC Sections - 143,225,353,224 , Other Details - 4. IPC Sections - 323,504,506 , Other Details - 5. IPC Sections - 147,323,504,307 , Other Details - 131 LOK PRATINIDHITVA ADHINIUM 6. IPC Sections - 304,34 , Other Details - 7. IPC Sections - 395 , Other Details - 8. IPC Sections - 147,323,504,506 , Other Details - 9. IPC Sections - 290,283,188 , Other Details - 34 PO- LICE ACT AND 210,211 ,236,268 MUNICIPAL COPO- RATION ACT	304	1								
	395	1								
	<b>Total</b>	<b>4</b>								
	<b>IPC Section</b>	<b>Description</b>								
	34	Acts done by several persons in furtherance of common intention								
	143	Being member of an unlawful assembly								
	147	rioting								
	188	Disobedience to order duly promulgated by public servant								
	224	Resistance or obstruction by a person to his lawful apprehension								
	225	Resistance or obstruction to lawful apprehension of another person								
	283	Danger or obstruction in public way or line of navigation								
	290	public nuisance in cases not otherwise provided for								
	304	culpable homicide not amounting to murder								
	307	Attempt to murder								
	323	voluntarily causing hurt								
	341	wrongful restraint								
	353	Assault or criminal force to deter public servant from discharge of his duty								
	Cases (Convicted) -----No Cases-----	395	dacoity							
		504	Intentional insult with intent to provoke breach of the peace							
506		criminal intimidation								
<b>S. No.</b>	<b>Name</b>	<b>State/ Dist</b>	<b>Constituency</b>	<b>Party</b>	<b>Age</b>	<b>Serious IPC Counts</b>	<b>No of Cases in which Ac-cused</b>	<b>No. of Cases in which Con- victed</b>	<b>Total</b>	
7	BRIJBHUSHAN SARAN SINGH	UTTAR PRADESH	Kaiser-ganj	SP	52	4	2	0	2	
Cases (Accused)  1. IPC Sections - 147,153,153A,332,338,295,297,395,397 , Other Details - 2. IPC Sections - 147, 148, 149, 307 , Other Details - 27 Arms Act	<b>Serious IPC Frequency Table</b>									
	<b>Serious IPC Sections</b>					<b>Number of Times they appear for this candidate</b>				
	307					1				
	153A					1				
	295					1				
	<b>395</b>					<b>1</b>				
	<b>Total</b>					<b>4</b>				

Cases (Convicted) -----No Cases-----			<b>IPC Section</b>	<b>Description</b>						
			147	rioting						
			148	Rioting, armed with deadly weapon						
			149	Every member of unlawful assembly guilty of offence committed in prosecution of common object						
			153	Wantonly giving provocation with intent to cause riot-if rioting be committed-if not committed						
			153A	Promoting enmity between different groups on grounds of religion, race, place of birth, residence, language, etc., and doing acts prejudicial to maintenance of harmony						
			295	Injuring or defiling place of worship with intent to insult the religion of any class						
			297	Trespassing on burial places, etc.						
			307	Attempt to murder						
			332	Voluntarily causing hurt to deter public servant from his duty						
			338	Causing grievous hurt by act endangering life or personal safety of others						
			395	dacoity						
<b>S. No.</b>	<b>Name</b>	<b>State/ Dist</b>	<b>Constituency</b>	<b>Party</b>	<b>Age</b>	<b>Serious IPC Counts</b>	<b>No of Cases in which Accused</b>	<b>No. of Cases in which Convicted</b>	<b>Total</b>	
8	RAJKUMARI RATNA SINGH	UTTAR PRADESH	Pratapgarh	INC	49	3	6	0	6	
Cases (Accused)			<b>Serious IPC Frequency Table</b>							
			<b>Serious IPC Sections</b>			<b>Number of Times they appear for this candidate</b>				
			307			2				
			392			1				
			Total			3				
			<b>IPC Section</b>			<b>Description</b>				
			188			Disobedience to order duly promulgated by public servant				
			307			Attempt to murder				
			323			voluntarily causing hurt				
392			robbery							
Cases (Convicted) -----No Cases-----			504	Intentional insult with intent to provoke breach of the peace						
			506	criminal intimidation						

S. No.	Name	State/ Dist	Constituency	Party	Age	Serious IPC Counts	No of Cases in which Ac-cused	No. of Cases in which Con- victed	Total																												
9	DEVENDRA NAGPAL	UTTAR PRADESH	Amroha	RLD	38	3	6	0	6																												
Cases (Accused)			<table border="1"> <thead> <tr> <th colspan="2">Serious IPC Frequency Table</th> </tr> <tr> <th>Serious IPC Sections</th> <th>Number of Times they appear for this candidate</th> </tr> </thead> <tbody> <tr> <td>419</td> <td>1</td> </tr> <tr> <td>420</td> <td>1</td> </tr> <tr> <td>384</td> <td>1</td> </tr> <tr> <td><b>Total</b></td> <td><b>3</b></td> </tr> <tr> <th>IPC Section</th> <th>Description</th> </tr> <tr> <td>120B</td> <td>Punishment of criminal conspiracy</td> </tr> <tr> <td>170</td> <td>Personating a public servant</td> </tr> <tr> <td>188</td> <td>Disobedience to order duly promulgated by public servant</td> </tr> <tr> <td>384</td> <td>extortion</td> </tr> <tr> <td>419</td> <td>cheating by personation</td> </tr> <tr> <td>420</td> <td>Cheating and dishonestly inducing delivery of property</td> </tr> <tr> <td>427</td> <td>Mischief causing damage to the amount of fifty rupees</td> </tr> </tbody> </table>							Serious IPC Frequency Table		Serious IPC Sections	Number of Times they appear for this candidate	419	1	420	1	384	1	<b>Total</b>	<b>3</b>	IPC Section	Description	120B	Punishment of criminal conspiracy	170	Personating a public servant	188	Disobedience to order duly promulgated by public servant	384	extortion	419	cheating by personation	420	Cheating and dishonestly inducing delivery of property	427	Mischief causing damage to the amount of fifty rupees
Serious IPC Frequency Table																																					
Serious IPC Sections	Number of Times they appear for this candidate																																				
419	1																																				
420	1																																				
384	1																																				
<b>Total</b>	<b>3</b>																																				
IPC Section	Description																																				
120B	Punishment of criminal conspiracy																																				
170	Personating a public servant																																				
188	Disobedience to order duly promulgated by public servant																																				
384	extortion																																				
419	cheating by personation																																				
420	Cheating and dishonestly inducing delivery of property																																				
427	Mischief causing damage to the amount of fifty rupees																																				
Cases (Convicted) -----No Cases-----																																					
10	KADEER RANA	UTTAR PRADESH	Muzaf-farnagar	BSP	45	3	4	0	4																												
Cases (Accused)			<table border="1"> <thead> <tr> <th colspan="2">Serious IPC Frequency Table</th> </tr> <tr> <th>Serious IPC Sections</th> <th>Number of Times they appear for this candidate</th> </tr> </thead> <tbody> <tr> <td>392</td> <td>1</td> </tr> <tr> <td>307</td> <td>1</td> </tr> <tr> <td>302</td> <td>1</td> </tr> <tr> <td><b>Total</b></td> <td><b>3</b></td> </tr> <tr> <th>IPC Section</th> <th>Description</th> </tr> <tr> <td>34</td> <td>Acts done by several persons in furtherance of common intention</td> </tr> <tr> <td>147</td> <td>rioting</td> </tr> </tbody> </table>							Serious IPC Frequency Table		Serious IPC Sections	Number of Times they appear for this candidate	392	1	307	1	302	1	<b>Total</b>	<b>3</b>	IPC Section	Description	34	Acts done by several persons in furtherance of common intention	147	rioting										
Serious IPC Frequency Table																																					
Serious IPC Sections	Number of Times they appear for this candidate																																				
392	1																																				
307	1																																				
302	1																																				
<b>Total</b>	<b>3</b>																																				
IPC Section	Description																																				
34	Acts done by several persons in furtherance of common intention																																				
147	rioting																																				
IPC Sections - 188, 353, 332, 392 , Other Details -																																					
IPC Sections - 147, 148, 149, 188, 307, 332, 336, 353, 341, 342, 427, 436 , Other Details - 7 CRIMINAL LAW ACT, 3 DAMAGIJ TO PUBLIC PROPERTY ACT																																					
IPC Sections - 147, 148, 149, 302, 323, 506, 34 , Other Details -																																					
IPC Sections - 171 , Other Details -																																					

Cases (Convicted) -----No Cases-----			148	Rioting, armed with deadly weapon						
			149	Every member of unlawful assembly guilty of offence committed in prosecution of common object						
			171	Wearing grab or carrying token used by public servant with fraudulent intent						
			188	Disobedience to order duly promulgated by public servant						
			302	Murder						
			307	Attempt to murder						
			323	voluntarily causing hurt						
			332	Voluntarily causing hurt to deter public servant from his duty						
			336	Act endangering life or personal safety of others						
			341	wrongful restraint						
			342	wrongful Confinement						
			353	Assault or criminal force to deter public servant from discharge of his duty						
			392	robbery						
			427	Mischief causing damage to the amount of fifty rupees						
			436	Mischief by fire or explosive substance with intent to destroy house, etc.						
506	criminal intimidation									
S. No.	Name	State/ Dist	Constituency	Party	Age	Serious IPC Counts	No of Cases in which Accused	No. of Cases in which Convicted	Total	
11	ADITYA NATH	UTTAR PRADESH	Gorakhpur	BJP	36	3	2	0	2	
Cases (Accused)			<b>Serious IPC Frequency Table</b>							
1. IPC Sections - 147,148,149,307,302,504,506,427 , Other Details - 2. IPC Sections - 147,295,297,436,506 , Other Details -			<b>Serious IPC Sections</b>		<b>Number of Times they appear for this candidate</b>					
			307		1					
			302		1					
			295		1					
			Total		3					
			<b>IPC Section</b>		<b>Description</b>					
			147		rioting					

Cases (Convicted) -----No Cases-----			148	Rioting, armed with deadly weapon						
			149	Every member of unlawful assembly guilty of offence committed in prosecution of common object						
			295	Injuring or defiling place of worship with intent to insult the religion of any class						
			297	Trespassing on burial places, etc.						
			302	Murder						
			307	Attempt to murder						
			427	Mischief causing damage to the amount of fifty rupees						
			436	Mischief by fire or explosive substance with intent to destroy house, etc.						
			504	Intentional insult with intent to provoke breach of the peace						
			506	criminal intimidation						
S. No.	Name	State/ Dist	Constituency	Party	Age	Serious IPC Counts	No of Cases in which Accused	No. of Cases in which Convicted	Total	
12	RAKESH SACHAN	UTTAR PRADESH	Fatehpur	SP	53	2	7	0	7	
Cases (Accused)			<b>Serious IPC Frequency Table</b>							
			<b>Serious IPC Sections</b>			<b>Number of Times they appear for this candidate</b>				
			1. IPC Sections - 166,217,218,420,467,477 (A),34 , Other Details -			307			1	
			2. IPC Sections - 120 B,420,468,471 , Other Details - 13(1)D,13(2),15 Anti Corruption Act			364			1	
						<b>Total</b>			<b>2</b>	
			<b>IPC Section</b>			<b>Description</b>				
			147			rioting				
			149			Every member of unlawful assembly guilty of offence committed in prosecution of common object				
			188			Disobedience to order duly promulgated by public servant				
307			Attempt to murder							
323			voluntarily causing hurt							
332			Voluntarily causing hurt to deter public servant from his duty							

Cases (Convicted) -----No Cases-----			336	Act endangering life or personal safety of others								
			342	wrongful Confinement								
			353	Assault or criminal force to deter public servant from discharge of his duty								
			364	Kidnapping or abducting in order to murder								
			427	Mischief causing damage to the amount of fifty rupees								
			436	Mischief by fire or explosive substance with intent to destroy house, etc.								
			448	house-trespass								
			504	Intentional insult with intent to provoke breach of the peace								
			506	criminal intimidation								
S. No.	Name	State/ Dist	Constituency	Party	Age	Serious IPC Counts	No of Cases in which Ac-cused	No. of Cases in which Con- victed	Total			
13	RAKESH PANDEY	UTTAR PRADESH	Ambedkar Nagar	BSP	55	2	3	0	3			
Cases (Accused)  1. IPC Sections - 452,506 , Other Details - 2. IPC Sections - 352,504,506 , Other Details - 3. IPC Sections - 364A, 302, 120B, 212 , Other Details			<b>Serious IPC Frequency Table</b>									
			<b>Serious IPC Sections</b>			<b>Number of Times they appear for this candidate</b>						
			364A			1						
			302			1						
			Total			2						
			<b>IPC Section</b>			<b>Description</b>						
			120B			Punishment of criminal conspiracy						
			212			Harboring offender						
			302			Murder						
Cases (Convicted) -----No Cases-----			352	assault or criminal force otherwise than on grave provocation								
			364A	Kidnapping for ransom, etc.								
			452	House-trespass after preparation for hurt, assault or wrongful restraint								
			504	Intentional insult with intent to provoke breach of the peace								
			506	criminal intimidation								



S. No.	Name	State/ Dist	Constituency	Party	Age	Serious IPC Counts	No of Cases in which Ac-cused	No. of Cases in which Con-victed	Total			
14	DARA SINGH CHAUHAN	UTTAR PRADESH	Ghosi	BSP	50	2	2	0	2			
Cases (Accused)			<b>Serious IPC Frequency Table</b>									
			<b>Serious IPC Sections</b>		<b>Number of Times they appear for this candidate</b>							
1. IPC Sections - 147,148,149,323,504,506,353,332,395,397,412 , Other Details - 7 C.L.A ACT, 27/30 ARMS ACT			395		1							
			412		1							
2. IPC Sections - 147 148,323,336,427,353,332,341,504, 506 , Other Details - 7 C.L.A ACT, 3(I)G.P.D ACT			<b>Total</b>		<b>2</b>							
			<b>IPC Section</b>		<b>Description</b>							
			147		rioting							
			148		Rioting, armed with deadly weapon							
			149		Every member of unlawful assembly guilty of offence committed in prosecution of common object							
			323		voluntarily causing hurt							
			332		Voluntarily causing hurt to deter public servant from his duty							
			336		Act endangering life or personal safety of others							
			341		wrongful restraint							
			353		Assault or criminal force to deter public servant from discharge of his duty							
			395		dacoity							
			Cases (Convicted) -----No Cases-----			397		Robbery, or dacoity, with attempt to cause death or grievous hurt				
						412		Dishonestly receiving property stolen in the commission of a dacoity				
						427		Mischief causing damage to the amount of fifty rupees				
504		Intentional insult with intent to provoke breach of the peace										
506		Intentional insult with intent to provoke breach of the peace										

S. No.	Name	State/ Dist	Constituency	Party	Age	Serious IPC Counts	No of Cases in which Ac-cused	No. of Cases in which Con- victed	Total
15	SURENDRA SINGH NAGAR	UTTAR PRADESH	Gautam Budhha Nagar	BSP	44	2	2	0	2
Cases (Accused)			<b>Serious IPC Frequency Table</b>						
1. IPC Sections - , Other Details - 37 MANDI ADHINIUM 2. IPC Sections - 392,411,406 , Other Details -			<b>Serious IPC Sections</b>		<b>Number of Times they appear for this candidate</b>				
			392		1				
			411		1				
			Total		2				
Cases (Convicted) -----No Cases----			<b>IPC Section</b>		<b>Description</b>				
			392		robbery				
			406		criminal breach of trust				
			411		Dishonestly receiving stolen property				
S. No.	Name	State/ Dist	Constituency	Party	Age	Serious IPC Counts	No of Cases in which Ac-cused	No. of Cases in which Con- victed	Total
16	PREMDAS	UTTAR PRADESH	Etawah	SP	49	2	1	0	1
Cases (Accused)			<b>Serious IPC Frequency Table</b>						
IPC Sections - 395,325 , Other Details - 156(3) CRPC			<b>Serious IPC Sections</b>		<b>Number of Times they appear for this candidate</b>				
			395		1				
			325		1				
			Total		2				
ases (Convicted) -----No Cases----			<b>IPC Section</b>		<b>Description</b>				
			325		voluntarily causing grievous hurt				
			395		dacoity				
S. No.	Name	State/ Dist	Constituency	Party	Age	Serious IPC Counts	No of Cases in which Ac-cused	No. of Cases in which Con- victed	Total
17	RADHEY MOHAN SINGH	UTTAR PRADESH	Ghazipur	SP	43	2	1	0	1

Cases (Accused)  1. IPC Sections - 147, 148, 149, 307, 323, 325, 504, 506 , Other Details - 7 Criminal Law Amendment Act			<b>Serious IPC Frequency Table</b>						
			<b>Serious IPC Sections</b>				<b>Number of Times they appear for this candidate</b>		
			307				1		
			325				1		
Total				2					
Cases (Convicted) -----No Cases-----			<b>IPC Section</b>				<b>Description</b>		
			147				rioting		
			148				Rioting, armed with deadly weapon		
			149				Every member of unlawful assembly guilty of offence committed in prosecution of common object		
			307				Attempt to murder		
			323				voluntarily causing hurt		
			325				voluntarily causing grievous hurt		
			504				Intentional insult with intent to provoke breach of the peace		
			506				criminal intimidation		
S. No.	Name	State/ Dist	Constituency	Party	Age	Serious IPC Counts	No of Cases in which Accused	No. of Cases in which Convicted	Total
18	GHANSYAM ANURAGI	UTTAR PRADESH	Jalaun	SP	35	1	2	0	2
Cases (Accused)  1. IPC Sections - 147,148,149,504,506,171C,365,323 , Other Details - 3(1)(5)  2. IPC Sections - 147,504,506 , Other Details - 7 CRIMINAL LAW ACT			<b>Serious IPC Frequency Table</b>						
			<b>Serious IPC Sections</b>				<b>Number of Times they appear for this candidate</b>		
			365				1		
			Total				1		
			<b>IPC Section</b>				<b>Description</b>		
			147				rioting		
			148				Rioting, armed with deadly weapon		
			149				Every member of unlawful assembly guilty of offence committed in prosecution of common object		
			171				Wearing grab or carrying token used by public servant with fraudulent intent		

Cases (Convicted) -----No Cases----			323			voluntarily causing hurt			
			365			Kidnapping or abducting with intent secretly and wrongfully to confine person			
			504			Intentional insult with intent to provoke breach of the peace			
			506			criminal intimidation			
S. No.	Name	State/ Dist	Constituency	Party	Age	Serious IPC Counts	No of Cases in which Accused	No. of Cases in which Convicted	Total
19	R. K. SINGH PATEL	UTTAR PRADESH	Banda	SP	49	1	2	0	2
Cases (Accused) 1. IPC Sections - 147,148,149,307,216A, , Other Details - 2. IPC Sections - 353,352,506,136(2) , Other Details -			<b>Serious IPC Frequency Table</b>						
			<b>Serious IPC Sections</b>			<b>Number of Times they appear for this candidate</b>			
			307			1			
			Total			1			
			<b>IPC Section</b>			<b>Description</b>			
			147			rioting			
			148			Rioting, armed with deadly weapon			
			149			Every member of unlawful assembly guilty of offence committed in prosecution of common object			
			216A			Penalty for harboring robbers or dacoits			
			307			Attempt to murder			
			352			assault or criminal force otherwise than on grave provocation			
			353			Assault or criminal force to deter public servant from discharge of his duty			
			506			criminal intimidation			
Cases (Convicted) -----No Cases----			353			Assault or criminal force to deter public servant from discharge of his duty			
			506			criminal intimidation			
S. No.	Name	State/ Dist	Constituency	Party	Age	Serious IPC Counts	No of Cases in which Accused	No. of Cases in which Convicted	Total
20	DR. MURLI MANOHAR JOSHI	UTTAR PRADESH	Varanasi	BJP	73	1	1	0	1
Cases (Accused) 1. IPC Sections - 147,149,153A,153B,505 , Other Details -			<b>Serious IPC Frequency Table</b>						
			<b>Serious IPC Sections</b>			<b>Number of Times they appear for this candidate</b>			
			153A			1			

Cases (Convicted) -----No Cases----			Total	1								
			IPC Section			Description						
			147			rioting						
			149			Every member of unlawful assembly guilty of offence committed in prosecution of common object						
			153A			Promoting enmity between different groups on grounds of religion, race, place of birth, residence, language, etc., and doing acts prejudicial to maintenance of harmony						
			153B			Imputations, assertions prejudicial to national-integration						
			505			Statements conducing to public mischief						
S. No.	Name	State/ Dist	Constituency	Party	Age	Serious IPC Counts	No of Cases in which Ac-cused	No. of Cases in which Con- victed	Total			
21	DHANANJAY SINGH	UTTAR PRADESH	Jaunpur	BSP	33	1	1	0	1			
Cases (Accused)			Serious IPC Frequency Table									
1. IPC Sections - 120B,302 , Other Details - 3(1) 5 SC/ST ACT			Serious IPC Sections			Number of Times they appear for this candidate						
			302			1						
			Total			1						
Cases (Convicted) -----No Cases----			IPC Section			Description						
			120B			Punishment of criminal conspiracy						
			302			Murder						
S. No.	Name	State/ Dist					No of Cases in which Ac-cused	No. of Cases in which Con- victed	Total			
22	RAJNATH SINGH	UTTAR PRADESH	Ghazia- bad	BJP	57	1	1	0	1			
Cases (Accused)			Serious IPC Frequency Table									
1. IPC Sections - 153A/153B/505 , Other Details - 123 AND 125 REPRESENTATION OF PEOPLE ACT			Serious IPC Sections			Number of Times they appear for this candidate						
			153A			1						
			Total			1						

			IPC Section			Description			
Cases (Convicted) -----No Cases-----			153A			Promoting enmity between different groups on grounds of religion, race, place of birth, residence, language, etc., and doing acts prejudicial to maintenance of harmony			
			153B			Imputations, assertions prejudicial to national-integration			
			505			Statements conducing to public mischief			
S. No.	Name	State/ Dist	Constituency	Party	Age	Serious IPC Counts	No of Cases in which Accused	No. of Cases in which Convicted	Total
23	HARSH VARDHAN	UTTAR PRADESH	Maharajganj	INC	61	0	3	0	3
Cases (Accused)			IPC Section			Description			
1. IPC Sections - 332 , Other Details - 7 Criminal L. Arm Act 2. IPC Sections - 147,332,342,504,506 , Other Details - 3. IPC Sections - 147,323,504 , Other Details -			147			rioting			
			323			voluntarily causing hurt			
			332			Voluntarily causing hurt to deter public servant from his duty			
			342			wrongful Confinement			
Cases (Convicted) -----No Cases-----			504			Intentional insult with intent to provoke breach of the peace			
			506			criminal intimidation			
S. No.	Name	State/ Dist	Constituency	Party	Age	Serious IPC Counts	No of Cases in which Accused	No. of Cases in which Convicted	Total
24	PRADEEP KUMAR JAIN	UTTAR PRADESH	Jhansi	INC	46	0	2	0	2
Cases (Accused)			IPC Section			Description			
1. IPC Sections - 332, 447, , Other Details - 2/3 LOK SAMPATI CHATI NIRDHARAN ACT 2. IPC Sections - 147, 283, 341 , Other Details - 7 CRIMINAL LAW ACT			147			rioting			
			283			Danger or obstruction in public way or line of navigation			
			332			Voluntarily causing hurt to deter public servant from his duty			
Cases (Convicted) -----No Cases-----			341			wrongful restraint			
			447			criminal trespass			

S. No.	Name	State/ Dist	Constituency	Party	Age	Serious IPC Counts	No of Cases in which Accused	No. of Cases in which Convicted	Total
25	MANEKA GANDHI	UTTAR PRADESH	Aonla	BJP	52	0	1	0	1
Cases (Accused)			IPC Section		Description				
1. IPC Sections - 394,506 , Other Details -			394		Voluntarily causing hurt in committing robbery				
Cases (Convicted) -----No Cases----			506		criminal intimidation				
S. No.	Name	State/ Dist	Constituency	Party	Age	Serious IPC Counts	No of Cases in which Accused	No. of Cases in which Convicted	Total
26	PRAVEEN SINGH ARON	UTTAR PRADESH	Bareilly	INC	50	0	1	0	1
Cases (Accused)			IPC Section		Description				
1. IPC Sections - 188 , Other Details - 1407/2007			188		Disobedience to order duly promulgated by public servant				
Cases (Convicted) -----No Cases----									
S. No.	Name	State/ Dist	Constituency	Party	Age	Serious IPC Counts	No of Cases in which Accused	No. of Cases in which Convicted	Total
27	JAYANT K SINGH	UTTAR PRADESH	Mathura	RLD	30	0	1	0	1
Cases (Accused)									
1. IPC Sections - , Other Details - 126 R.P. Act									
Cases (Convicted) -----No Cases----									
S. No.	Name	State/ Dist	Constituency	Party	Age	Serious IPC Counts	No of Cases in which Accused	No. of Cases in which Convicted	Total
28	YASHVIR SINGH	UTTAR PRADESH	Nagina	SP	36	0	1	0	1
Cases (Accused)			IPC Section		Description				
1. IPC Sections - 147,323,504 , Other Details - 45/09			147		rioting				
			323		voluntarily causing hurt				

Cases (Convicted) -----No Cases-----			504			Intentional insult with intent to provoke breach of the peace			
S. No.	Name	State/ Dist	Constituency	Party	Age	Serious IPC Counts	No of Cases in which Ac-cused	No. of Cases in which Con- victed	Total
29	JAGDAMBIKA PAL	UTTAR PRADESH	Domari-yaganj	INC	59	0	1	0	1
Cases (Accused)			IPC Section			Description			
1. IPC Sections - , Other Details - Case no 5891/03, IPC Sec Not Clear									
Cases (Convicted) -----No Cases-----									
S. No.	Name	State/ Dist	Constituency	Party	Age	Serious IPC Counts	No of Cases in which Ac-cused	No. of Cases in which Con- victed	Total
30	KAMAL KISHOR	UTTAR PRADESH	Bahraich	INC	57	0	1	0	1
Cases (Accused)			IPC Section			Description			
1. IPC Sections - , Other Details - 135 ELECTRICITY ACT			34			Acts done by several persons in furtherance of common intention			
Cases (Convicted) -----No Cases-----			37			Co-operation by doing one of several acts constituting an offence			
S. No.	Name	State/ Dist	Constituency	Party	Age	Serious IPC Counts	No of Cases in which Ac-cused	No. of Cases in which Con- victed	Total
31	ANNUTANDON	UTTAR PRADESH	Unnao	INC	51	0	1	0	1
Cases (Accused)			IPC Section			Description			
IPC Sections - 341,342,283 , Other Details - 7 CRIMINAL LAW ADENDMENT ACT			283			Danger or obstruction in public way or line of navigation			
			341			wrongful restraint			
			342			wrongful Confinement			
			307			Attempt to murder			
			323			voluntarily causing hurt			
			332			Voluntarily causing hurt to deter public servant from his duty			
Cases (Convicted) -----No Cases-----			336			Act endangering life or personal safety of others			
			342			wrongful Confinement			