

Uttarakhand

Lok Sabha 2009 Elections

CONTENTS

Executive summary for candidates and MPs	905
Voting and winning trend.....	907
Analysis based on pending criminal cases.....	908
Pending criminal cases- analysis for candidates.....	908
Party wise break up for candidates with pending criminal cases	908
Party wise comparison of pending criminal cases on candidates : LS 2004 vs LS 2009	909
Details of candidates based on pending criminal cases	909
Pending criminal cases- analysis for MPs	910
Party wise break up for MPs with pending criminal cases.....	910
Analysis based on assets.....	911
Analysis based on assets – for candidates	911
Average Assets for Candidates	912
Crorepati Candidates.....	913
Analysis based on assets- for MPs.....	914
Crorepati MPs- Party wise break up.....	914
Average assets per MP.....	915
Details of crorepati MPs	915
Female representation in Lok Sabha 2009 elections	915
Full Asset and pending	916
Full details of pending criminal cases on MPs from Uttarakhand.....	916

Uttarakhand Election Watch*

Lok Sabha elections 2009

Uttarakhand has 5 Lok Sabha constituencies and elections in these constituencies were held on May 13, 2009. This chapter includes the analysis of voting trend, criminalization, money power, gender etc in these elections. Information provided by ECI and details from the affidavits filed by contested candidates have been used for above analysis.

Growth of political parties

In Lok Sabha 2004, 15 parties contested elections from Uttarakhand which rose to 21 in Lok Sabha 2009 elections. This reflects a rise of 40% in the number of parties from Lok Sabha 2004 to Lok Sabha 2009.

Growth in number of candidates

A total of 54 candidates contested in Lok Sabha 2004 elections from Uttarakhand. This number increased to 76 candidates in Lok Sabha 2009 elections. This shows a rise of 41% in the contesting candidates from Lok Sabha 2004 to Lok Sabha 2009 elections.

Executive summary for candidates and MPs

Summary for candidates

- Affidavits of all 76 candidates contested in Lok Sabha 2009 elections were analyzed by Uttarakhand Election Watch (UEW).
- Out of these 76 candidates, 11 candidates or 14% declared pending criminal cases against them. Out of 5 candidates of BSP which contested in Lok Sabha 2009 elections 2 had pending criminal cases. Similarly for INC out of 5 candidates, 1 candidate had pending criminal cases.
- Out of 11 candidates with pending criminal cases, 3 had pending serious criminal cases against them.
- There were 3 IPC charges of heinous nature on the candidates.
- There were 2 red alert constituencies in Uttarakhand where 3 or more contesting candidates had pending criminal cases. Hardwar constituency had 5 contesting candidates with pending criminal cases.
- A total of 12 candidates out of 76 i.e. 16% were crorepatis.
- A total of 2 candidates from Uttarakhand had declared their assets less than 10,000.
- A total of 6 candidates from Uttarakhand declared liabilities above 5 lakhs.

*This chapter would not have been possible without the efforts of several volunteers, groups and organizations from the state. ADR and NEW especially acknowledge with gratitude the efforts of Mr. Ravi Chopra (State Coordinator, Uttarakhand Election Watch), Ms Mabel Gergan (People's Science Institute), Ms Usha Prajapati (Samoolan), Ms. Priyanka Tolia (Studio Alaya), Mr. Rakesh Bisht (Buhwaneshwari Mahila Aashram, SBMA), Mr. Atul Sharma (M.K.P College), Adv. Renu.D.Singh (Samadhan), Mr.R.K.Mukerji (TARN), Joshua Hishey (Studio Alaya), Ms Richa Ghansiyal (Studio Alaya).

This volume is dedicated to all who were part of the Election Watch

- The average asset per candidate for INC was Rs. 3.66 crores and for BJP it was Rs 45.43 Lakhs.
- Approx 59% candidates (45 of 76) had not furnished PAN card details.
- Numbers of women candidates were just 7 (9%) as compared to 69 of men (93%).
- A total of 43% candidates (33 of 76) were graduates & above.
- INC which won all the 5 seats managed to get only 43% of the polled votes.

Summary for MPs

- Out of 5 MPs in Lok Sabha 2009 from Uttarakhand, 1 MP has pending criminal cases against him. In Lok Sabha 2004 none of the MPs had pending criminal cases against them.
- None of the MPs from Uttarakhand in the present Lok Sabha have any pending serious criminal case against him.
- The number of crorepati MPs have increased from 2 in Lok Sabha 2004 to 4 in Lok Sabha 2009.
- Average asset for a MP from Uttarakhand is Rs 3.66 crores.
- None of the women who contested in Lok Sabha 2009 from Uttarakhand made it to parliament.

Voting and winning trend

The % of votes polled by major parties

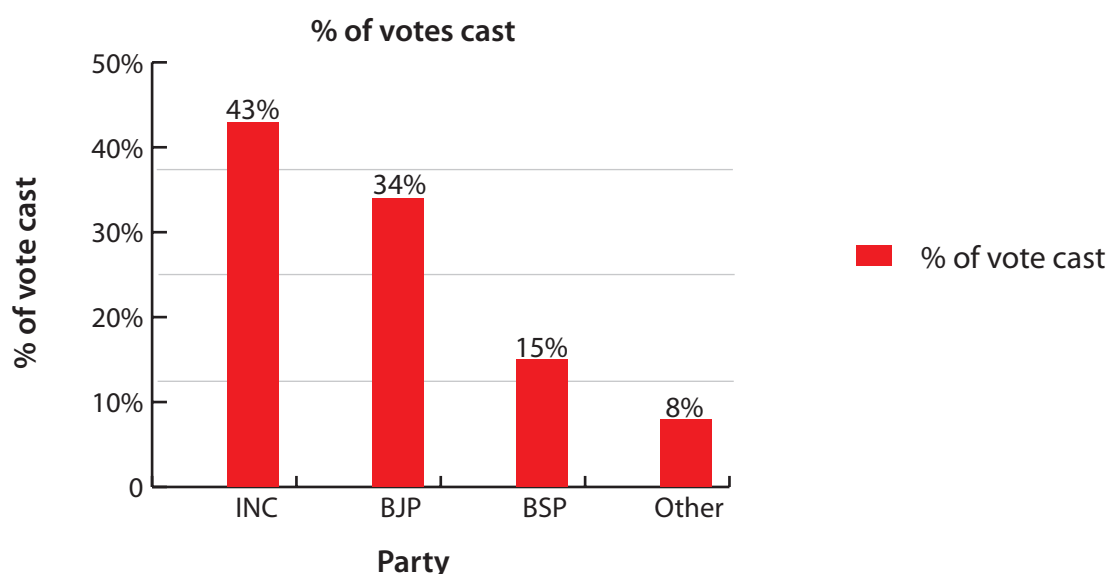
Total voting in Uttarakhand was 53%. INC won all the 5 seats in Lok Sabha 2009 elections but managed to get only 43% of the votes cast, whereas BJP which managed to get 34% polled cast won not even a single seat. Details are given in the table below. The total electorate in Uttarakhand was 58, 87,628 and the total votes cast were 31, 40,045.

Table: Per cent of votes cast

Party	Total votes cast for the party	% of votes cast	% of total registered voters
Indian National Congress (INC)	13,54,468	43%	23%
Bharatiya Janata Party (BJP)	10,61,358	34%	18%
Bahujan Samaj Party (BSP)	4,78,394	15%	8%
Others	2,45,825	8%	4%

Further break-up is given in the table-

Figure: Per cent of votes cast - Party wise



Candidates Vs MPs

Uttarakhand has 5 parliamentary constituencies. All the 5 MPs are from Indian National congress.

Table: Candidates & MPs – Uttarakhand

Party	Total Candidates	MPs
INC	5	5

Analysis based on pending criminal cases

Pending criminal cases- analysis for candidates

Affidavits of all 76 candidates were analysed by Uttarakhand Election Watch (UEW) for Lok Sabha 2009 elections. Out of these 76 candidates, 11 candidates (14%) declared pending criminal cases against them. Out of these 11 candidates with pending criminal cases, 3 had pending serious criminal cases against them.

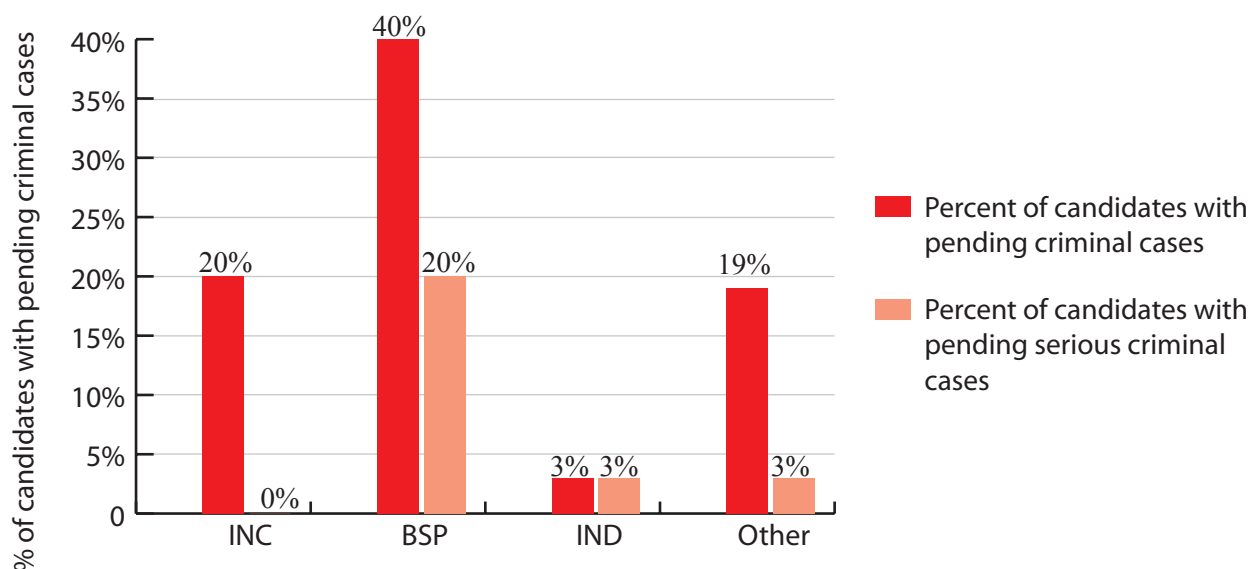
Party wise break up for candidates with pending criminal cases

Total 11 candidates contesting elections from Uttarakhand had pending criminal cases against them. Out of 5 candidates of BSP who contested in Lok Sabha 2009 elections 2 had pending criminal cases. For INC out of 5 total contested candidates 1 candidate had pending criminal cases against him.

Table: Candidates with pending criminal cases and serious pending criminal cases - party wise break up

Party	Total candidates analysed	Candidates with pending criminal cases	Percent of candidates with pending criminal cases	Number of Candidates with pending serious criminal cases	Percent of candidates with pending serious criminal cases
INC	5	1	20%	0	0%
BSP	5	2	40%	1	20%
IND	29	1	3%	1	3%
Other parties	37	7	19%	1	3%
Total	76	11	14%	3	4%

Figure: Comparison of pending criminal cases and serious pending criminal cases for candidates of major parties from Uttarakhand



Party wise comparison of pending criminal cases on candidates in Lok Sabha 2004 vs Lok Sabha 2009

A comparison between 2009 & 2004 Lok Sabha elections of candidates from 2 major parties and with pending criminal cases shows an interesting trend. For BSP & INC the number of candidates with pending criminal cases has increased from Lok Sabha 2004 elections to Lok Sabha 2009 elections.

Table: Comparison Lok Sabha 2004 vs. Lok Sabha 2009

Party	Lok Sabha 2004			Lok Sabha 2009		
	Number of candidates analysed	candidates with pending criminal cases	% of candidates with pending criminal cases	Number of candidates analysed	candidates with pending criminal cases	% of candidates with pending criminal cases
INC	4	0	0%	5	1	20%
BSP	2	0	0%	5	2	40%

Details of candidates based on pending criminal cases

The table below lists 3 candidates with serious pending criminal cases. All these candidates were rejected by the voters. The detailed list is given below.

Name	Constituency	Party	Age	Serious IPC Counts	Total no. of Cases	Details of Serious IPC counts	Won/ Lost
Bindu Gupta	Nainital-Udhamsingh Nagar	IND	41	1	3	1 charge related to assaulting President, Governor etc	Lost
Asif Khan	Hardwar	AD	36	1	2	1 charge related to culpable Homicide not amounting to murder.	Lost
Shahzad	Hardwar	BSP	44	1	1	1 charge related to bribery.	Lost

Pending criminal cases- analysis for MPs

Out of 5 MPs from Uttarakhand in Lok Sabha 2009, only 1 MP has pending criminal cases against him. There are no pending serious criminal cases against any MP.

Party wise break up for MPs with pending criminal cases

In current Lok Sabha there is only 1 MP with pending criminal cases. Details are given at the end of the chapter.

Table: Winners with pending criminal cases- Party wise

Party	Total candidates analysed	Total MPs	MPs with pending Criminal Cases	Percentage of MPs with pending Criminal Cases	MPs with Serious pending Criminal Cases	Percentage of MPs with Serious Criminal Cases
INC	5	5	1	20%	0	0%

Analysis based on assets

Analysis based on assets – for candidates

In Uttarakhand out of 76 candidates who contested in Lok Sabha 2009 elections 12 candidates were crorepatis.

Table: Crorepati candidates- Party wise break up

Party	Total candidates analysed by NEW	Crorepati candidates	% of crorepati candidates
INC	5	4	80%
BJP	5	1	20%
BSP	5	2	40%
other parties	61	5	8%
Total	76	12	16%

Figure: Crorepati candidates from major parties



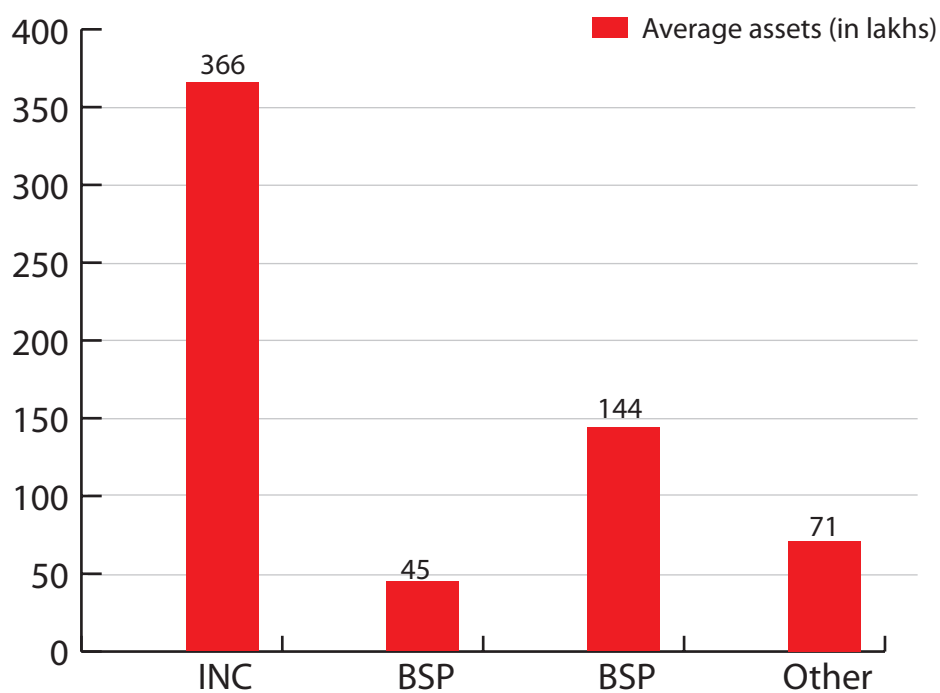
Average assets for Candidates

The average assets for the candidates of INC were more than 3.5 crores whereas for BJP candidates it was approx Rs 45 Lakhs. The table below gives the complete details:

Table: Average assets for candidates Party wise

Party	Average Assets	Candidate Count
INC	Rs 3,66,08,190 ~ 3 Cror+	5
BJP	Rs 45,43,694 ~ 45 Lacs+	5
BSP	Rs 1,43,69,536 ~ 1 Cror+	5
Other parties	Rs 70,60,291 ~ 70 Lacs+	61

Figure: Average assets (in lakhs) for candidates of major parties



Crorepati candidates

Given below is the list of crorepati candidates who contested Lok Sabha 2009 elections from Uttarakhand. Out of these 12 candidates 4 candidates became MPs.

Table: Crorepati Candidates in Uttarakhand

S No	Name	Constitu- ency	Party	Movable Assets (Rs)	Immovable Assets (Rs)	Total Assets (Rs)	PAN Given	Won/ Lost
1	ANJANA WALIA	Tehri Garhwal	RJSD	27,35,000	27,10,00,000	27,37,35,000 27 Cror+	Y	lost
2	SATPAL MAHARAJ	Garhwal	INC	2,80,00,295	8,41,36,500	11,21,36,795 11 Cror+	Y	won
3	RAJEEV AGARWAL	Garhwal	BSP	3,01,25,528	1,94,55,396	4,95,80,924 4 Cror+	Y	lost
4	K.C. SINGH BABA	Nainital- Ud- hamsingh Nagar	INC	30,87,049	4,09,00,000	4,39,87,049 4 Cror+	Y	won
5	HARISH WALIA	Tehri Garhwal	IND	55,20,821	2,80,00,000	3,35,20,821 3 Cror+	N	lost
6	AMBRISH KUMAR	Hardwar	SP	4,76,400	2,73,00,000	2,77,76,400 2 Cror+	Y	lost
7	JASPAL RANA	Tehri Garhwal	BJP	73,72,084	63,65,200	1,37,37,284 1 Cror+	Y	lost
8	VIJAY BAHU- GUNA	Tehri Garhwal	INC	38,30,321	96,71,452	1,35,01,773 1 Cror+	Y	won
9	SHAHZAD	Hardwar	BSP	7,53,642	1,20,00,000	1,27,53,642 1 Cror+	N	lost
10	HARISH RAWAT	Hardwar	INC	83,75,335	34,50,000	1,18,25,335 1 Cror+	Y	won
11	ANAND PRAKASH	Garhwal	UKKD	6,07,000	95,00,000	1,01,07,000 1 Cror+	Y	lost
12	BARHM DEV JHA	Tehri Garhwal	IND	5,94,943	95,00,000	1,00,94,943 1 Cror+	Y	lost

Analysis based on assets- for MPs

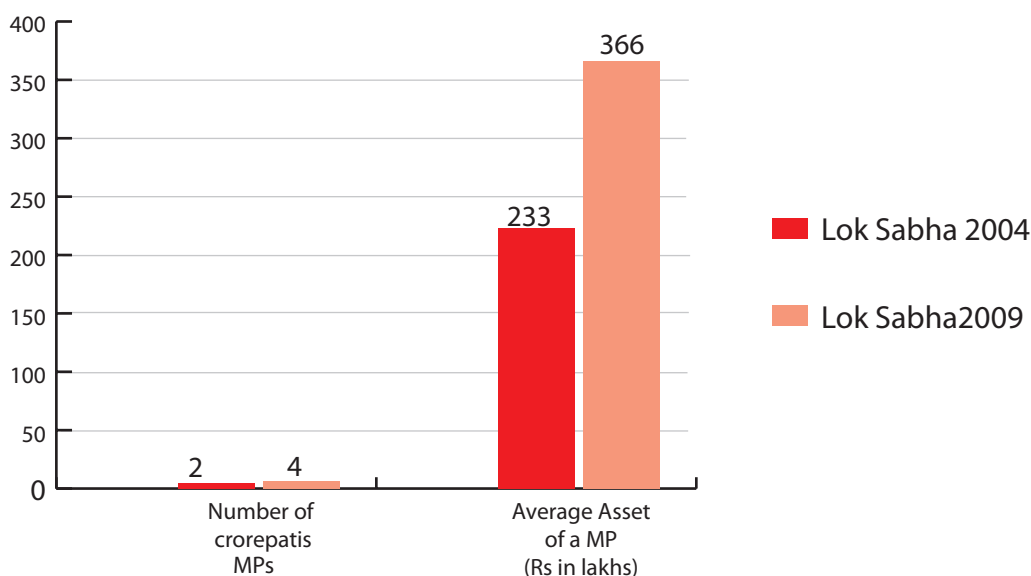
There is an increase of 100% in the number of crorepati MPs in Uttarakhand from Lok Sabha 2004 to Lok Sabha 2009. Average assets for MPs from Uttarakhand increased by 64% from Lok Sabha 2004 to Lok Sabha 2009.

Table: Comparison LS-2004 & LS-2009 based on assets

	In Lok Sabha 2004	In Lok Sabha 2009	Increase	% Increase
Number of crorepati MPs	2	4	2	100%
Average Asset of a MP (Rs in lakhs)	223*	366	143	64%

*One of the 2 crorepati MPs in Lok Sabha 2004 had assets of approx 35 crores therefore he has been excluded from the comparison. If assets of that BJP MP are included, then average asset for a MP in Lok Sabha 2004 from Uttarakhand was Rs 745 Lakhs.

Figure: Comparison 2004 & 2009 based on assets



Crorepati MPs- Party wise breakup:

A total of 80% MPs of INC from Uttarakhand are crorepati.

Table: Crorepati MPs- Party wise break up

Party	Total Candidates	Total crorepati candidates	Total MPs	Total crorepati MPs	% of crorepati MPs
INC	5	4	5	4	80%

Average assets per MP

Table: Average assets for MPs

Party	No of candidates	Average assets for candidates	No of MPs	Average assets for MPs
INC	5	Rs 3,66,08,190 ~ 3 Cror+	5	Rs 3,66,08,190 ~ 3 Cror+

Details of crorepati MPs

The table given below gives list of MPs who have shown their assets in crores.

S. No.	Name	Constituency	Party	Total Assets (Rs)	Movable Assets (Rs)	Immovable Assets (Rs)	Liabilities (Rs.)	PAN Given
1	SATPAL MAHARAJ	Garhwal	INC	11,21,36,795 11 Cror+	2,80,00,295 2 Cror+	8,41,36,500 8 Cror+	0.00	Y
2	K.C. SINGH BABA	Nainital-Udhamsingh Nagar	INC	4,39,87,049 4 Cror+	30,87,049 30 Lacs+	4,09,00,000 4 Cror+	6,49,024 6 Lacs+	Y
3	VIJAY BAHUGUNA	Tehri Garhwal	INC	1,35,01,773 1 Cror+	38,30,321 38 Lacs+	96,71,452 96 Lacs+	0.00	Y
4	HARISH RAWAT	Hardwar	INC	1,18,25,335 1 Cror+	83,75,335 83 Lacs+	34,50,000 34 Lacs+	0.00	Y
5	PRADEEP TAMTA	Almora	INC	15,90,000 15 Lacs+	1,10,000 1 Lacs+	14,80,000 14 Lacs+	0.00	Y

Female representation in Lok Sabha 2009 elections

A total of 7 women contested Lok Sabha 2009 elections from Uttarakhand with 1 candidate each from RJSD, NCP, NLHP & CPI (ML) (L) & 3 were independents. None of them made it to parliament.

Full Asset and pending criminal cases details

Assets of all MPs from Uttarakhand in Lok Sabha 2009

Serial	Name	Constituency	Party	Movable Assets (Rs)	Immovable Assets (Rs)	Total Assets (Rs)	Liabilities	PAN Given
1	PRADEEP TAMTA	Almora	INC	1,10,000	14,80,000	15,90,000 15 Lacs+	0	Y
2	HARISH RAWAT	Hardwar	INC	83,75,335	34,50,000	1,18,25,335 1 Cror+	0	Y
3	VIJAY BAHUGUNA	Tehri Garhwal	INC	38,30,321	96,71,452	1,35,01,773 1 Cror+	0	Y
4	K.C. SINGH BABA	Nainital-Udhamsingh Nagar	INC	30,87,049	4,09,00,000	4,39,87,049 4 Cror+	6,49,024	Y
5	SATPAL MAHARAJ	Garhwal	INC	2,80,00,295	8,41,36,500	11,21,36,795 11 Cror+	0	Y

Full details of pending criminal cases on MPs from Uttarakhand

S. No.	Name	State/ Dist	Constituency	Party	Age	Serious IPC Counts	No of Cases in which Accused	No. of Cases in which Convicted	Total
1	HARISH RAWAT	UTTARAKHAND	Hardwar	INC	59	0	1	0	1
Cases (Accused)			IPC Section		Description				
1. IPC Sections - 499,500,120B , Other Details -			120B		Punishment of criminal conspiracy				
			499		Defamation				
Cases (Convicted) -----No Cases----			500		Defamation				