

West Bengal

Lok Sabha 2009 Elections

CONTENTS

Executive summary for candidates & MPs	919
Voting and winning trend.....	921
Analysis based on pending criminal cases.....	923
Pending criminal cases- analysis for candidates.....	923
Party wise break up for candidates with pending criminal cases	923
Violent crimes distribution – Party wise.....	924
Party wise comparison of pending criminal cases on candidates : LS 2004 vs LS 2009	925
Details for candidates based on pending criminal cases.....	926
Pending criminal cases- analysis for MPs	928
Party wise break up for MPs with pending criminal cases.....	929
Party wise comparison of pending criminal cases on MPs : LS 2004 vs LS 2009.....	930
Party wise break up for with serious pending criminal cases	930
MPs with most serious pending criminal cases.....	932
Analysis based on assets.....	933
Analysis based on assets – for candidates	933
Average assets for Candidates - Party wise.....	934
Top 20 crorepati candidates.....	935
Analysis based on assets- for MPs.....	936
Chances of winning based on assets.....	937
Crorepati MPs- Party wise break up.....	938
Average assets per MP for major parties	938
Asset position in constituency among candidates and chances of winning.....	939
Crorepati MPs – PAN not given	940
Details of top 20 MPs based on maximum assets.....	941
Female representation in Lok Sabha 2009 elections	943
Full Asset and pending criminal cases details.....	944
Assets for all MPs from West Bengal in Lok Sabha 2009.....	944
Full details of pending criminal cases on MPs from West Bengal	948

West Bengal Election Watch*

Lok Sabha elections 2009

Lok Sabha 2009 elections were held in 3 phases in West Bengal from April 30, 2009 to May 13, 2009. This chapter includes the analysis of voting trend, criminalization, money power, gender etc in these elections. Information provided by ECI and details from the affidavits filed by contested candidates have been used for above analysis.

Growth of political parties

In Lok Sabha 2004, 26 parties contested elections which rose to 29 in Lok Sabha 2009 elections. This reflects a rise of 12 % in the number of parties from Lok Sabha 2004 elections to Lok Sabha 2009 elections.

Growth in number of candidates

A total of 368 candidates contested Lok Sabha 2009 elections, as compared to 355 candidates in Lok Sabha 2004. This shows a marginal growth of 4% in number of candidates contested in 2009.

Executive summary for candidates and MPs

Summary for candidates

- Affidavits of 367 candidates out of 368 contested Lok Sabha 2009 elections were analyzed by West Bengal Election Watch (WBEW).
- Out of these 367 candidates, 49 candidates or 13% declared pending criminal cases against them. Both AITC & BJP had 6 candidates each out of total 27(22%) of AITC & 42(14%) candidates of BJP with pending criminal cases, INC & BSP both had 3 candidates each out of 14 (21%) candidates of INC & 41 (7%) of BSP with pending criminal cases.
- Out of these 49 candidates with pending criminal cases, 37 had pending serious criminal cases like murder, attempt to murder, kidnapping, robbery, extortion etc. AITC had 5, BJP-4, INC & BSP had 3 each candidate with pending serious criminal cases.
- There were 125 IPC charges of heinous nature on the candidates which included murder, attempt to murder, kidnapping, extortion, etc.
- There were total 5 red alert constituencies where 3 or more contested candidates had pending criminal cases. Barrackpur constituency had 4 contested candidates with pending criminal cases.
- A total of 36 candidates out of 367 i.e. 10% candidates were crorepatis.
- A total of 11 candidates declared zero assets.
- A total of 33 candidates declared liabilities 5 lakhs and above.

* This chapter would not have been possible without the efforts of several volunteers, groups and organizations from the state. ADR and NEW especially acknowledge with gratitude the efforts of Dr. Deepika Kedia (Coordinator, West Bengal Election Watch), Mr. Raktim Mukhopadhyay (Coordinator, West Bengal Election Watch), Gen. (Retd.) S. Roychowdhury, Lt. General (Retd.) J K Mukherjee, Mrs. Uma Ahmad (Chairperson Spastic Society of India), Mrs Vijay Iyengar (Trustee 'Happenings'), Mrs Shibani Iyengar (Trustee 'Happenings'), Mr. Abeer Chakravarty (Head, Bates Advertising), Justice Manoj Mukherjee (Retd. Chief Justice, Supreme Court & ex Governor of Maharashtra), Mr. Tushar Kanjilal, Prof. Jahar Saha (Ex Director IIMA), Nextgen Communication, Mr. Abhijit Gayen, Ms Shomini Sen Dua.

This volume is dedicated to all who were part of the Election Watch.

- Among major parties, the average asset per candidate for INC was Rs. 79 Lakhs, for BJP it was Rs. 68 Lakhs, for AITC Rs. 1 crore & for CPM was Rs. 32 Lakhs.
- A total of 49% of candidates (181 of 367) had not furnished PAN card details.
- Number of women candidates was just 29 (8%) as compared to 339 of men (92%).
- More than 58% candidates (213 of 367) were graduates & above.
- None of the parties managed to get votes anywhere near 50%. The highest votes polled were approx 33% for CPM and it was about 27% of the total registered voters. AITC managed 31% of the votes, INC 13% and BJP 6%.

Summary for MPs

- Of the 37 candidates with the most serious criminal charges pending against them, only 7 won and the remaining 30 were rejected by the voters.
- Out of 42 MPs from West Bengal, 7 (17%) have pending criminal cases against them. Comparing this to Lok Sabha 2004, affidavits were available for 41 MPs out of which 4 (10%) had pending criminal cases against them.
- All of these 7 MPs with pending criminal cases have pending serious criminal cases against them. Contrasting this with Lok Sabha 2004, 4 MPs had serious pending criminal cases against them.
- As the number of MPs with pending criminal cases has increased from 4 in Lok Sabha 2004 to 7 in Lok Sabha 2009, so is the number of total criminal cases against MPs from 8 in Lok Sabha 2004 to 17 in Lok Sabha 2009. The number of total serious IPC sections against MPs has also increased from 10 in Lok Sabha 2004 to 16 in Lok Sabha 2009.
- The number of crorepati MPs in West Bengal has increased from 2 in Lok Sabha 2004 to 11 in Lok Sabha 2009.
- Among major parties, the average asset per winner for INC is Rs. 1.36 crores, BJP Rs 8.35 crores, AITC Rs. 1.08 crores & CPM Rs. 27 Lakhs.
- Average asset for a MP in West Bengal is Rs 98 Lakhs.
- Out of 42 MPs, 7 have not declared their PAN details.
- Out of 29 women candidates, only 7 managed to win. Hence only 17% of MPs from West Bengal in current Lok Sabha are women.

Voting and winning trend

Voting analysis

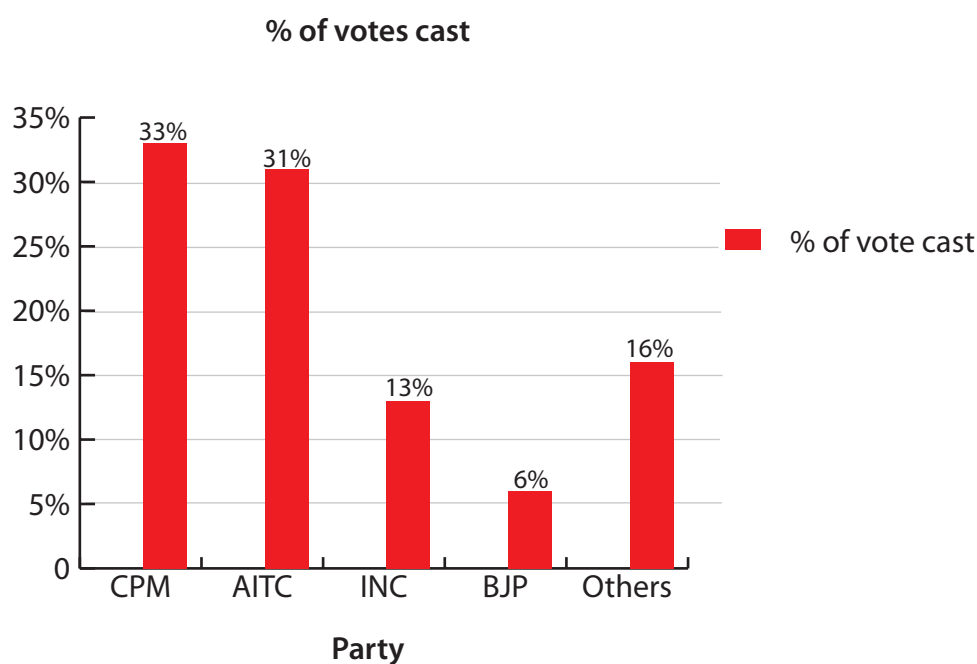
The % of votes polled for the four major parties clearly show that none of them got anywhere close to the 50% mark. Total voting in the West Bengal was 81%. CPM managed approx 33 % of the votes cast and only 27% of the registered voters. AITC managed 31% votes cast and 25% registered voters. The total electorate in West Bengal was 5,24,86,980 and the total votes cast were 4,27,30,308.

Further break-up is given in the table-

Table: Per cent of votes cast

Party	Total votes cast for the party	% of votes cast	% of total registered voters
Communist Party of India (Marxist) (CPM)	1,41,45,045	33%	27%
All India Trinamool Congress (AITC)	1,33,21,029	31%	25%
Indian National Congress (INC)	57,49,051	13%	11%
Bharatiya Janata Party (BJP)	26,25,250	6%	5%
Others	68,89,933	16%	13%

Figure: Per cent of votes cast - party wise



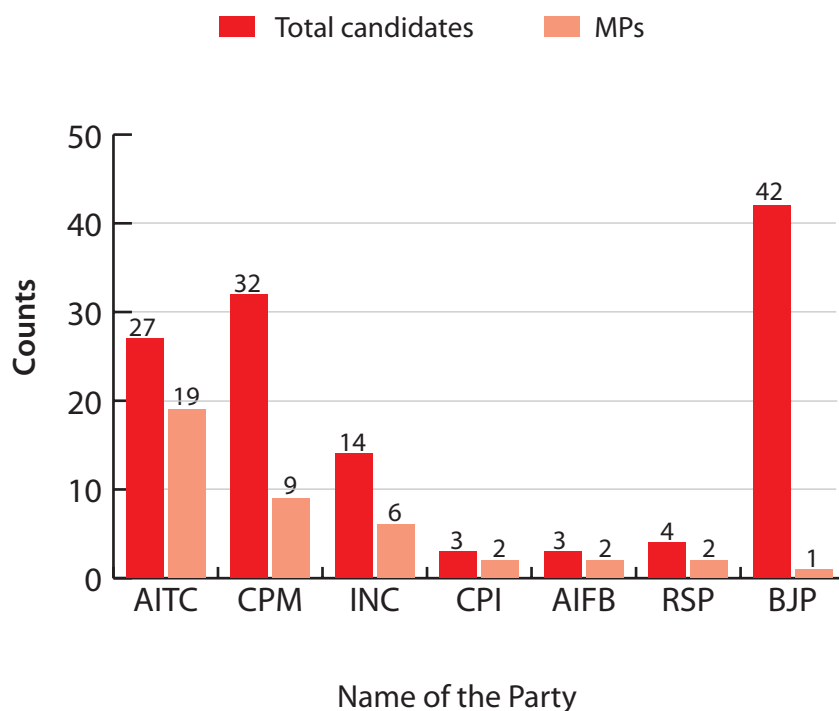
Candidates vs MPs

There are 42 parliamentary constituencies in West Bengal for which elections were held. Maximum number of MPs, 19 is from AITC followed by 9 of CPM. The breakup for MPs as compared to total candidates from the party are-

Table: Candidates & MP - Lok Sabha 2009

Party	Total Candidates	MPs
AITC	27	19
CPM	32	9
INC	14	6
CPI	3	2
AIFB	3	2
RSP	4	2
BJP	42	1
IND	116	1

Figure: Candidates vs MP- party wise



Analysis based on pending criminal cases

Pending criminal cases- analysis for candidates

A total of 367 affidavits were analyzed by West Bengal Election Watch (WBEW) for Lok Sabha 2009 elections. Out of these 367 candidates, 49 candidates or 13% declared pending criminal cases against them. Out of these 49 candidates with pending criminal cases, 37 had pending serious criminal cases like murder, attempt to murder, kidnapping, robbery, extortion etc.

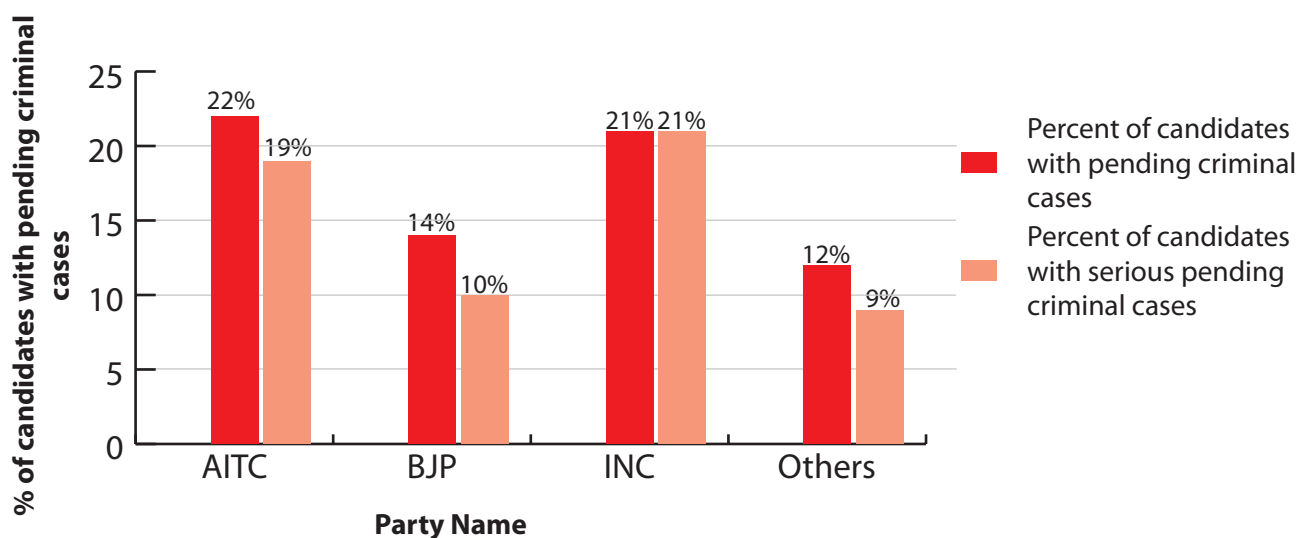
Party wise break up for candidates with pending criminal cases

Total 49 candidates who contested in Lok Sabha 2009 elections from West Bengal had pending criminal cases against them. Out of 27 candidates of AITC, 6 (22%) had pending criminal cases. 6 candidates out of 42 candidates of BJP had pending criminal cases. 21% of declared candidates of INC had pending criminal cases. None of the candidates of CPM which is a major party in West Bengal declared any pending criminal case .The break up is given in the table below.

Table: Candidates with pending criminal cases and serious pending criminal cases- party wise break up

Party	Total candidates analysed	Candidates with pending criminal cases	Percent of candidates with pending criminal cases	Number of candidates with pending serious criminal cases	Percent of candidates with pending serious criminal cases
AITC	27	6	22%	5	19%
BJP	42	6	14%	4	10%
INC	14	3	21%	3	21%
Others	284	34	12%	25	9%
Total	367	49	13%	37	10%

Figure : Candidates with pending criminal cases and serious pending criminal cases- party wise break up



Serious crimes distribution for candidates – Party wise

The table below shows the breakup of serious IPC sections for candidates of major parties. Serious crimes have been distributed in categories of violent crimes, theft related crimes, finance related crimes and other serious crimes.

Table: Serious IPC section break up for candidates of major parties

IPC/Party	IPC Description	AITC	BJP	INC	Total for major parties
VIOLENT CRIMES					
300 302 303 304 304A 304B 305 306	Murder & related	0	0	3	3
307 308	Attempt to murder	2	1	1	4
321 322 323 324 325 326	Voluntarily causing hurt by dangerous weapons or means	4	4	0	8
359 360 361 362 363 363A 364 364A 365 366 366A 366B 367 368 369	kidnapping	1	0	1	2
372 373	Buying or selling minor for prostitution	0	1	0	1
Total Violent Crimes		7	6	5	18
ROBBERY, EXTORTION, THEFT, CHEATING ETC					
378 379 380 381 382	theft related	4	3	1	8
383 384 385 386 387 388 389	extortion	0	1	0	1
Total Theft related crimes		4	4	1	9
Total for major parties		11	10	6	27

Figure : Serious IPC section break up for candidates of major parties

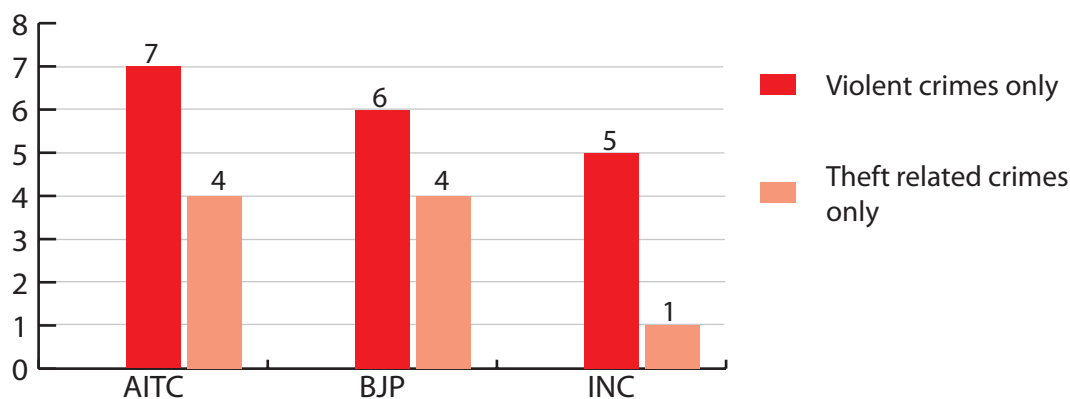
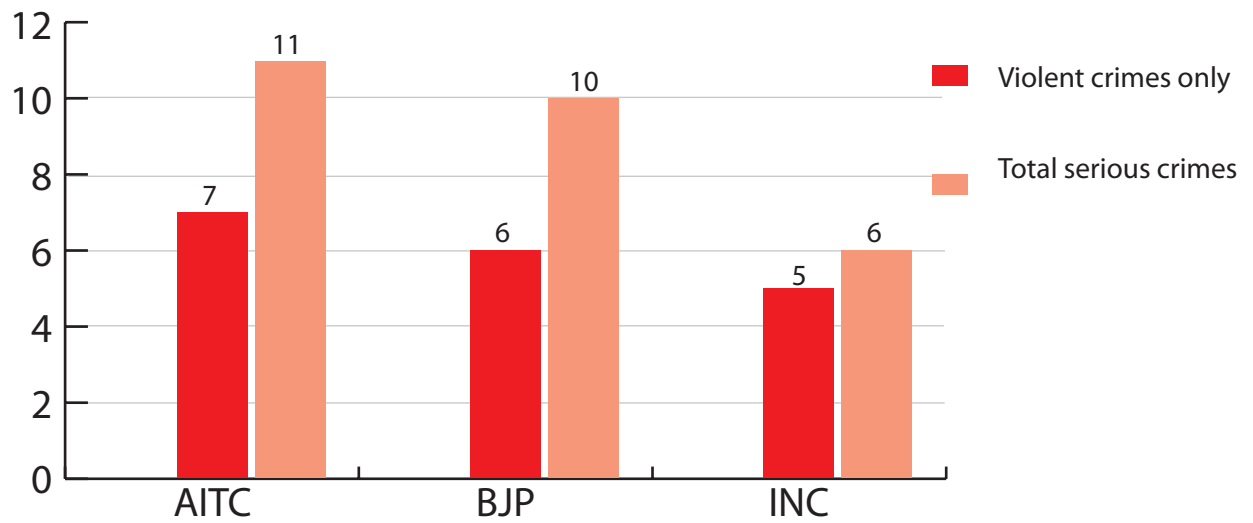


Figure: Comparison total serious crimes vs total violent crimes (murder, kidnapping etc)- party wise



Party wise comparison of pending criminal cases on candidates in Lok Sabha 2004 vs Lok Sabha 2009

A comparison between 2009 & 2004 Lok Sabha elections of candidates with pending criminal cases of 3 major parties shows an interesting trend. For all 3 major parties- AITC, BJP & INC the percentage of candidates with pending criminal cases has increased in Lok Sabha 2009 elections as compared to Lok Sabha 2004 elections. Details are given below.

Table: Comparison Lok Sabha 2004 vs Lok Sabha 2009

Party	Lok Sabha 2004			Lok Sabha 2009		
	Number of candidates analysed	Candidates with pending criminal cases	% of candidates with pending criminal cases	Number of candidates analysed	Candidates with pending criminal cases	% of candidates with pending criminal cases
AITC	28	3	11%	27	6	22%
BJP	13	1	8%	42	6	14%
INC	36	5	14%	14	3	21%

Details for candidates based on pending criminal cases

The table below lists top 20 candidates with serious pending criminal cases. Almost all of them had pending criminal cases of murder, attempt to murder, kidnapping, dacoity etc. Bangshi Badan Barman from Coochbehar had 25 serious IPC counts against him. Out of these 20 candidates with most serious pending criminal cases, only 3 won and rest 17 were rejected by the voters. The detailed list is given below.

S No	Name	Constituency	Party	Age	Seri-ous IPC Counts	Total no. of Cases	IPC counts related to violent crimes like murder, kidnapping, theft, extortion, dacoity & cheating etc	won/ Lost
1	Bangshi Badan Barman	Coochbehar	IND	41	25	9	2 charges related to murder, 5 charges related to attempt to murder, 4 charges related to theft.	lost
2	DHARMENDRA SINGH	Barrackpur	IND	36	9	10	1 charge related to murder, 4 charges related to attempt to murder & 1 charge of kid-napping.	lost
3	Ajit Prasad Mahato	Purulia	JMM	56	9	5	3 charges of attempt to murder, 2 charges of theft	lost
4	Paresh Marandi	Bankura	JMM	54	7	2	2 charges of attempt to murder, 2 charges of theft	lost
5	SANKAR HAL-DAR	Bardhaman Purba	BJP	47	5	5	1 charge of attempt to murder, 1 charge of theft	lost
6	AMITAVA BHATTACHA-RYA	Sreerampur	IND	41	5	3	1 charge of theft	lost
7	Rustam Ali	Maldaha Dak-shin	IND	39	5	1	1 charge each of murder & attempt to murder, 1 charge of theft	lost
8	GOPAL ROUT	Barrackpur	IND	40	4	5	2 charges of attempt to murder, 1 charge of theft	lost
9	MOLOY GHAT-AK	Asansol	AITC	52	4	4	1 charge of attempt to murder, 1 charge of theft	lost
10	ASGAR ALI (GAJLU)	Birbhum	SP	42	4	4	4 charges of theft	lost
11	ADHIKARI SU-VENDU	Tamluk	AITC	39	4	3	1 charge each of attempt to murder & kidnapping, 1 charge of theft	won
12	BARNALI MUK-HOPADHYAY	Kolkata Dakshin	IND	36	4	2	1 charge of attempt to murder	lost
13	Nripendra Nath Ray	Coochbehar	AIFB	49	4	1	1 charge each of murder & attempt to murder.	won
14	ADHIR RANJAN CHOWDHURY	Baharampur	INC	53	3	5	3 charges of murder.	won
15	Abdul Karim Chowdhary	Raiganj	IND	62	3	4	3 charges of theft.	lost

S No	Name	Constituency	Party	Age	Seri-ous IPC Counts	Total no. of Cases	IPC counts related to violent crimes like murder, kidnapping, theft, extortion, dacoity & cheating etc	won/ Lost
16	ABHIJIT DAS	Diamond Har- bour	BJP	39	3	1	1 charge each of theft & extortion.	lost
17	Ghosh Mridul	Balurghat	AU DF	30	2	3	1 charge of murder, 1 charge of dacoity	lost
18	Upendra Nath Das	Raiganj	IND	47	2	2	1 charge of theft	lost
19	NIMAI BARMAN	Jaynagar	RSP	53	2	2	1 charge of murder, 1 charge of dacoity.	lost
20	Narayan Chandra Samat	Ghatal	BSP	60	2	1	2 charges of kidnapping	lost

Pending criminal cases- analysis for MPs

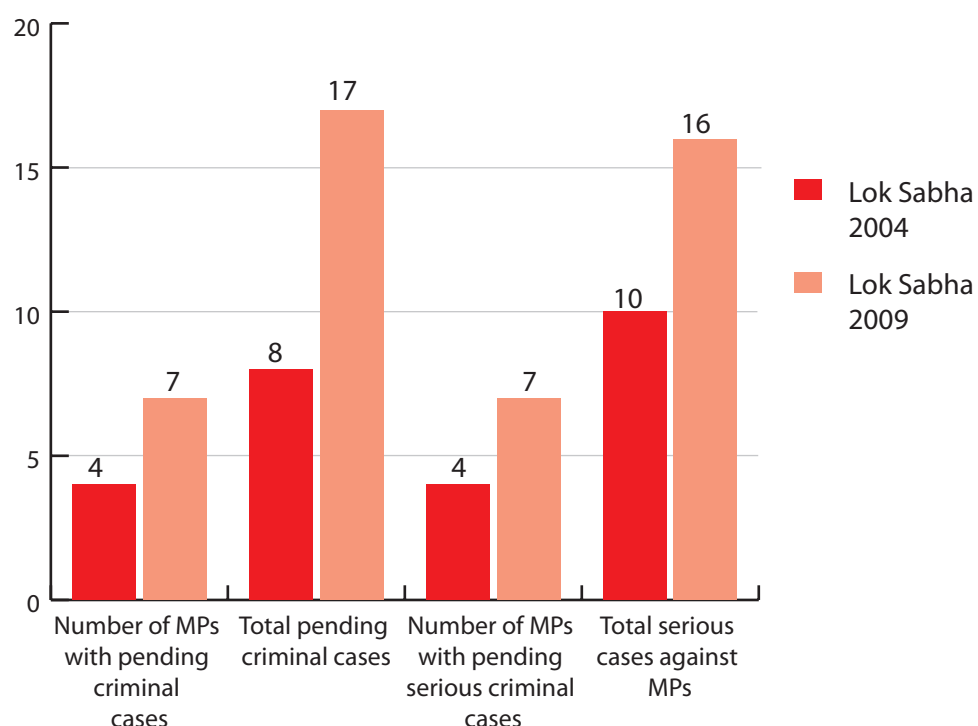
Out of 42 MPs in Lok Sabha 2009, 7 MPs have pending criminal cases against them. All 7 MPs have pending serious criminal cases. Contrasting this with Lok Sabha 2004, 4 MPs had serious pending criminal cases.

Given below is a comparative analysis for MPs with pending criminal cases elected for Lok Sabha 2009. The presence of MPs with pending criminal cases in Lok Sabha 2009 has increased by 75%, so is the number of total pending criminal cases which have increased by almost 113%.

Table: Comparison Lok Sabha 2004 & Lok Sabha 2009- MPs with pending criminal cases

	Lok Sabha 2004	Lok Sabha 2009	In-crease	% increase
Number of MPs with pending criminal cases	4	7	3	75%
Total Pending criminal cases	8	17	9	113%
Number of MPs with pending serious criminal cases	4	7	3	75%
Total serious IPC sections against MPs	10	16	6	60%

Figure: Comparison Lok Sabha 2004 & Lok Sabha 2009- MPs with pending criminal cases



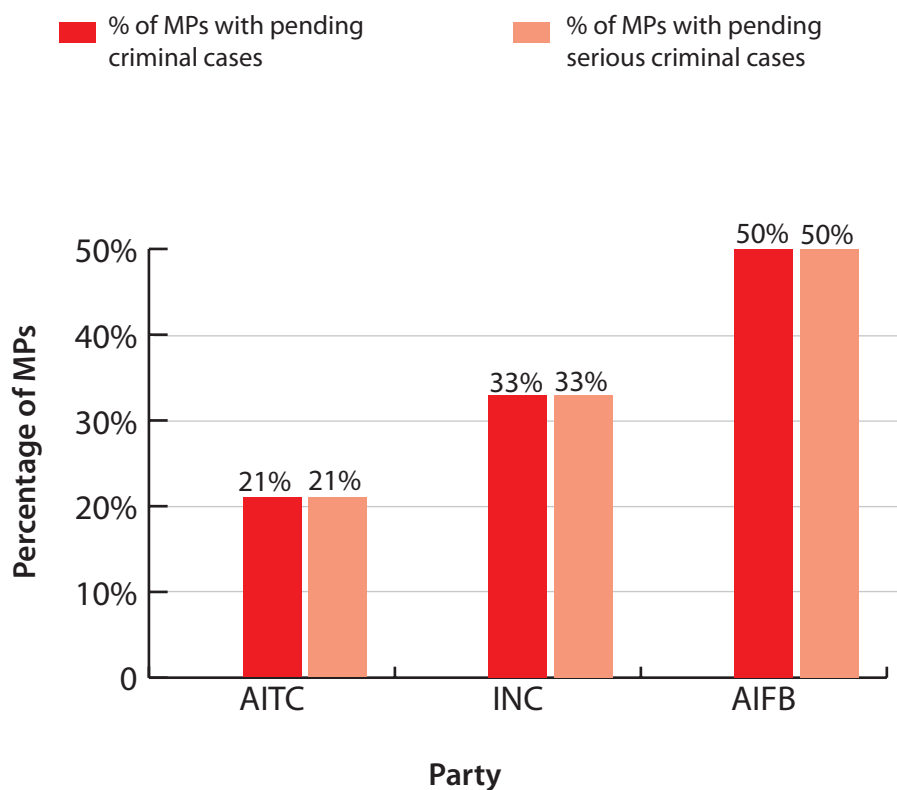
Party wise break up for MPs with pending criminal cases

Out of total 7 MPs with pending criminal cases 4 are from AITC, 2 from INC & 1 from AIFB.

Table: MP with pending criminal cases- party wise

Party	Total candidates analysed	Total MPs	MPs with pending criminal cases	% of MPs with pending criminal cases	MPs with pending serious criminal cases	% of MPs with pending serious criminal cases
AITC	27	19	4	21%	4	21%
INC	14	6	2	33%	2	33%
AIFB	3	2	1	50%	1	50%

Figure: % MPs with pending criminal cases



Party wise comparison of pending criminal cases on MPs in Lok Sabha 2004 & Lok Sabha 2009

Given below is the party wise comparison of MPs from Lok Sabha 2004 and Lok Sabha 2009. It shows the number of MPs with pending criminal cases increased for AITC and remained same for INC and AIFB

Table: Comparison Lok Sabha 2004 vs 2009- MPs with pending criminal cases- party wise

Party	Lok Sabha 2004			Lok Sabha 2009		
	Number of MPs	Number of MPs with Pending criminal cases	% of MPs with pending criminal cases	Number of MPs	Number of MPs with Pending criminal cases	% of MPs with pending criminal cases
AITC	1	0	0%	19	4	21%
INC	5	2	40%	6	2	33%
AIFB	3	1	33%	2	1	50%

Party wise break up for MPs with serious pending criminal cases

The table below gives summary of all serious violent offences related to murder, kidnapping, extortion, theft, robbery and dacoity etc for MPs of major parties. All serious IPC's have been clubbed under four heads namely- violent crimes; robbery, extortion, theft etc; financial frauds and other serious crimes. As can be seen from the table MPs of AITC have 7 pending serious criminal IPC counts against them. For INC MPs the figure is 5 & for AIFB it is 4.

Table: Serious IPC section break up for MPs of major parties

IPC/Party	IPC Description	AITC	INC	AIFB	Total
Violent Crimes					
300 302 303 304 304A 304B 305 306	Murder & related	0	3	1	4
307 308	Attempt to murder	1	1	1	3
321322 323 324 325 326	Voluntarily causing hurt by dangerous weapons or means	2	0	2	4
359 360 361 362 363 363A 364 364A 365 366 366A 366B 367 368 369	kidnapping	1	1	0	2
Total Violent Crimes		4	5	4	13
Robbery, extortion, theft etc					
378 379 380 381 382	theft related	3	0	0	3
Total Theft related crimes		3	0	0	3
Total		7	5	4	16

The graph given below shows that comparing 2004 and 2009 Lok Sabha it is clearly visible that there has been an increase in violent crimes, crimes related to theft. Overall, the number of total serious crimes has increased from 10 in Lok Sabha 2004 to 16 in Lok Sabha 2009.

Figure: Comparison Lok Sabha 2004 Vs Lok Sabha 09: types of violent crimes

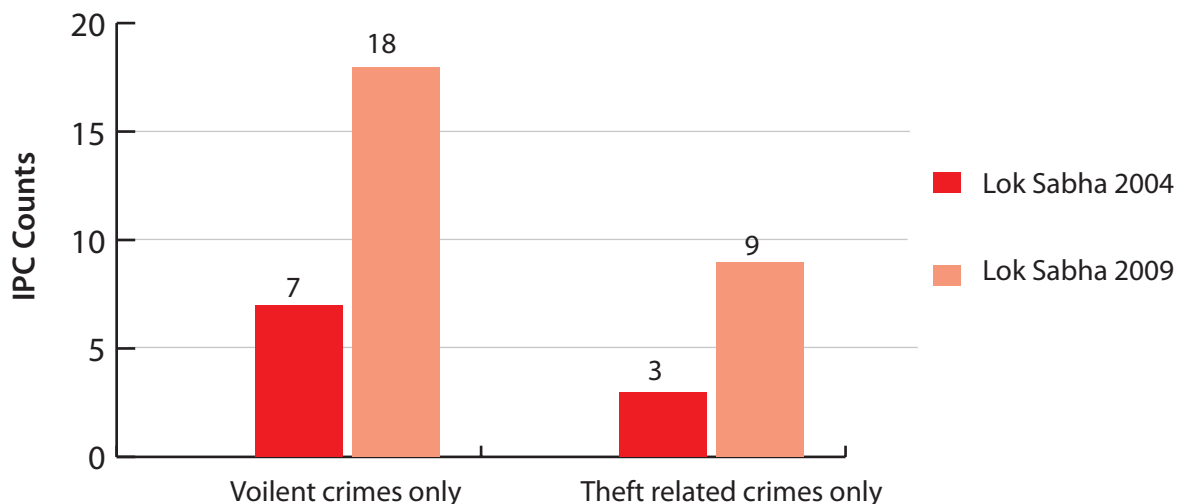
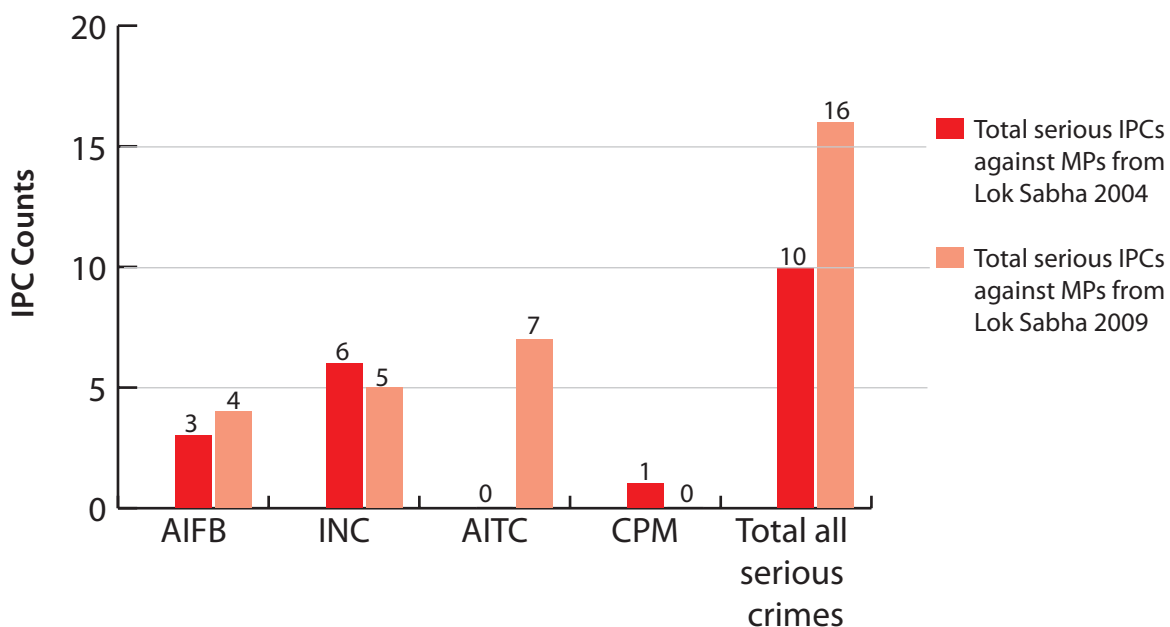


Figure: Party wise comparison of MPs and serious IPC counts for Lok Sabha 2004 & Lok Sabha 2009



MPs with most serious pending criminal cases

Given below is a list of MPs who have most serious pending criminal cases against them.

S. No.	Name	Constituency	Party	Age	Serious IPC Counts	Total No of Cases	Details of Serious IPC Counts
1	ADHIKARI SUVENDU	Tamluk	AITC	39	4	3	1 charge each of attempt to murder & kidnapping, 1 charge of theft
2	Nripendra Nath Ray	Coochbehar	AIFB	49	4	1	1 charge each of murder & attempt to murder.
3	ADHIR RANJAN CHOWDHURY	Baharampur	INC	53	3	5	3 charges of murder.
4	ABDUL MANNAN HOSAIN	Murshidabad	INC	56	2	1	1 charge each of attempt to murder & kidnapping
5	TAPAS PAUL	Krishnanagar	AITC	51	1	5	1 charge of theft
6	AMBICA BANNERJEE	Howrah	AITC	82	1	1	1 charge of causing grievous hurt
7	ADHIKARI SISIR KUMAR	Kanthi	AITC	69	1	1	1 charge of theft

Analysis based on assets

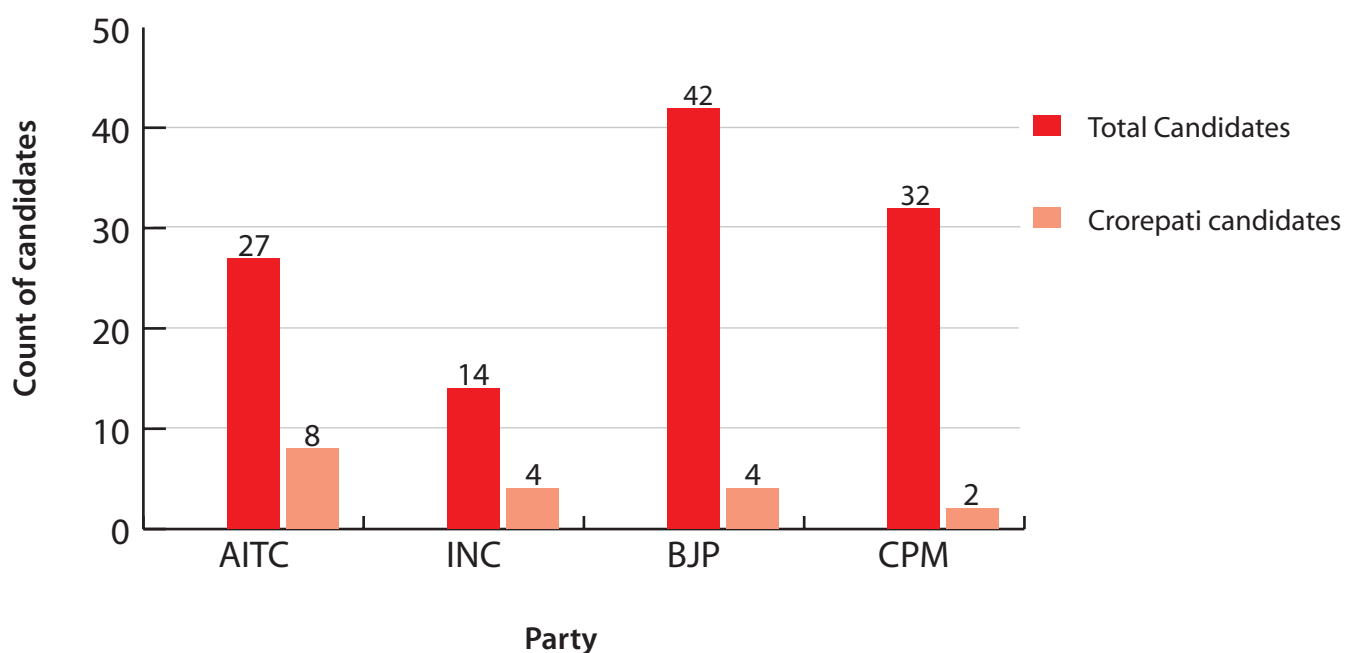
Analysis based on assets – for candidates

Out of 367 candidates contested in Lok Sabha 2009, 36 (10%) were crorepatis. AITC had 30% of its contested candidates as crorepatis, whereas INC had 29% crorepati candidates.

Table: Crorepati candidates- party wise break up

Party	Total candidates analysed by NEW	Crorepati candidates	% of crorepati candidates
AITC	27	8	30%
INC	14	4	29%
BJP	42	4	10%
CPM	32	2	6%
other parties	252	18	7%
Total	367	36	10%

Figure: Crorepati candidates from major parties



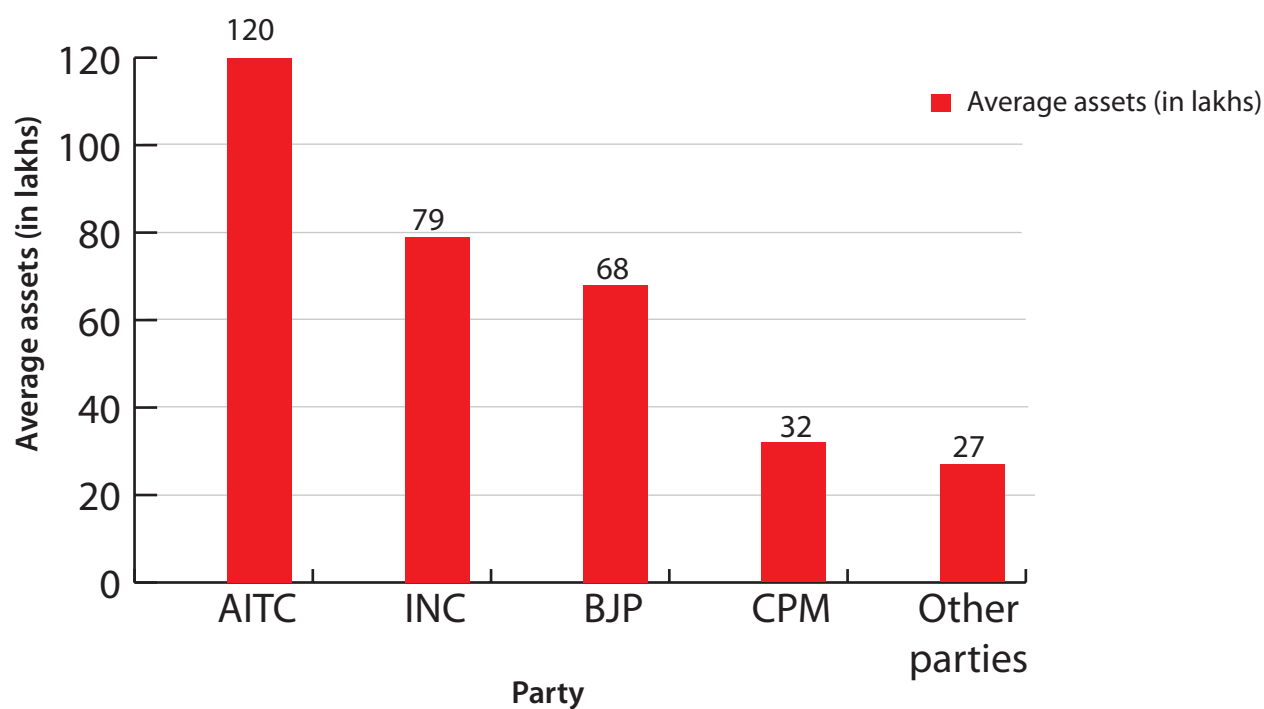
Average assets for Candidates – Party wise

For candidates of AITC average assets were approx Rs 1 crores. These were more than 79 Lakhs for INC and approx 68 Lakhs for BJP. Detailed list is given below.

Table: Average assets for candidates party wise

Party	Average Assets	Candidates analyzed
AITC	Rs 1,19,93,031 ~ 1 Cror+	27
INC	Rs 79,48,950 ~ 79 Lacs+	14
BJP	Rs 67,81,052 ~ 67 Lacs+	42
CPM	Rs 31,81,143 ~ 31 Lacs+	32
Other parties	Rs 26,59,168 ~ 26 Lacs+	252

Figure: Average assets (in lakhs) for candidates of major parties



Top 20 crorepati candidates

Given below is the list of top 20 crorepati candidates who contested in Lok Sabha 2009 elections from West Bengal.

Table: Top 20 Crorepati Candidates in West Bengal

S No	Name	Constituency	Party	Movable Assets (Rs)	Immovable Assets (Rs)	Total Assets (Rs)	PAN given	Won/ Lost
1	NURE ALAM CHOWDHURY	Ghatal	AITC	1,44,00,000	8,85,00,000	10,29,00,000 10 Cror+	Y	lost
2	JASWANT SINGH	Darjeeling	BJP	1,12,96,845	7,22,75,000	8,35,71,845 8 Cror+	Y	won
3	AVINASH KUMAR AGARWAL	Kolkata Uttar	LJP	2,35,47,034	5,56,00,000	7,91,47,034 7 Cror+	Y	lost
4	AMBICA BANERJEE	Howrah	AITC	99,26,674	5,30,00,000	6,29,26,674 6 Cror+	Y	won
5	R.N. CHAUDHURY	Diamond Harbour	BSP	56,30,000	4,55,00,000	5,11,30,000 5 Cror+	Y	lost
6	RAM AVTAR GUPTA	Howrah	BSP	2,62,65,908	1,59,52,000	4,22,17,908 4 Cror+	Y	lost
7	SATYA BRATA MOOKHERJEE	Krishnanagar	BJP	1,25,35,120	2,60,67,650	3,86,02,770 Cror+	Y	lost
8	SANAT BHAT-TACHARYA	Jadavpur	BJP	2,87,000	3,30,00,000	3,32,87,000 3 Cror+	Y	lost
9	SANDIPAN BISWAS	Kolkata Uttar	IND	2,95,23,052	33,00,000	3,28,23,052 3 Cror+	Y	lost
10	ZAMIRUL HASSAN	Jangipur	AU DF	50,36,000	2,62,61,868	3,12,97,868 3 Cror+	Y	lost
11	SALIM MAKKAR	Basirhat	MUL	5,20,000	3,00,00,000	3,05,20,000 3 Cror+	Y	lost
12	ADHIR RANJAN CHOWDHURY	Baharampur	INC	1,91,10,557	1,08,33,000	2,99,43,557 2 Cror+	Y	won
13	DINESH TRIVEDI	Barrackpur	AITC	1,78,53,930	93,50,000	2,72,03,930 2 Cror+	Y	won
14	PRANAB MUKHERJEE	Jangipur	INC	84,61,890	1,84,58,589	2,69,20,479 2 Cror+	Y	won
15	GHOSH BABU SAW	Baharampur	IND	3,75,000	2,00,00,000	2,03,75,000 2 Cror+	Y	lost
16	PRADIP GHOSH	Sreerampur	AU DF	6,79,500	1,80,00,000	1,86,79,500 1 Cror+	Y	lost
17	SHARAD KUMAR SINGH	Kolkata Uttar	BSP	28,16,966	1,52,08,100	1,80,25,066 1 Cror+	Y	lost
18	SUDIN CHATTO-PADHYAY	Barasat	AIFB	1,08,40,126	55,00,500	1,63,40,626 1 Cror+	Y	lost
19	ARUN KUMAR AGARWAL	Darjeeling	IND	2,32,570	1,60,00,000	1,62,32,570 1 Cror+	Y	lost
20	KALYAN BANERJEE	Sreerampur	AITC	1,61,46,266	0	1,61,46,266 1 Cror+	Y	won

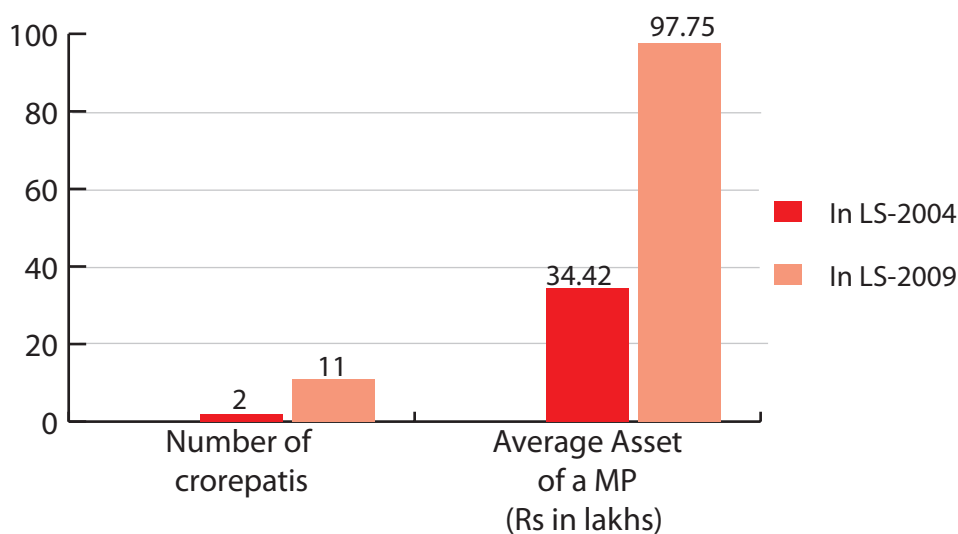
Analysis based on assets- for MPs

Out of 42 MPs in Lok Sabha 2009 from West Bengal, 11 MPs are crorepatis as compared to 2 crorepati MPs from Lok Sabha 2004 i.e an increase of 450%. The average asset of a MP in Lok Sabha 2004 was Rs 34.42 lakhs which rose to Rs 97.75 in Lok Sabha 2009. Between 2004 & 2009 there has been an average asset increase of 183% for MPs.

Table: Comparison Lok Sabha 2004 and 2009 based on assets

	In Lok Sabha 2004	In Lok Sabha 2009	Increase	% Increase
Number of crorepatis	2	11	9	450%
Average Asset of a MP (Rs in lakhs)	34.42	97.75	63.33	183%

Figure: Comparison Lok Sabha 2004 and Lok Sabha 2009 based on assets



Chances of winning based on assets

As can be seen from the table, the higher the assets the more are the chances of winning of a candidate. 40% of the candidates who declared assets of Rs 5 crore and above won. On the other hand only 1% of candidates with assets less than 10 lakh won. The election results seemed to be highly influenced by the money power of the candidates

Table: Chances of winning based on assets

Value of assets	No of candidates	No of MPs	% of MPs
Very high (5 cr and above)	5	2	40%
High (50 lakhs to 5 cr)	52	14	27%
Medium (50 lakhs to 10 lakhs)	122	24	20%
Low (less than 10 lakhs)	188	2	1%

Crorepati MPs- Party wise break up

37% MPs of AITC are crorepati where as for INC the corresponding figure is 50%. Over all 26% of the MPs (11 out of 42 MPs) in Lok Sabha 2009 from West Bengal are crorepati. Table below gives details of crorepati MPs of major parties.

Table: Crorepati MPs- Party wise break up

Party	Total Candidates	Total crorepati candidates	Total MPs	Total crorepati MPs	% of crorepati MPs
AITC	27	8	19	7	37%
INC	14	4	6	3	50%
BJP	42	4	1	1	100%

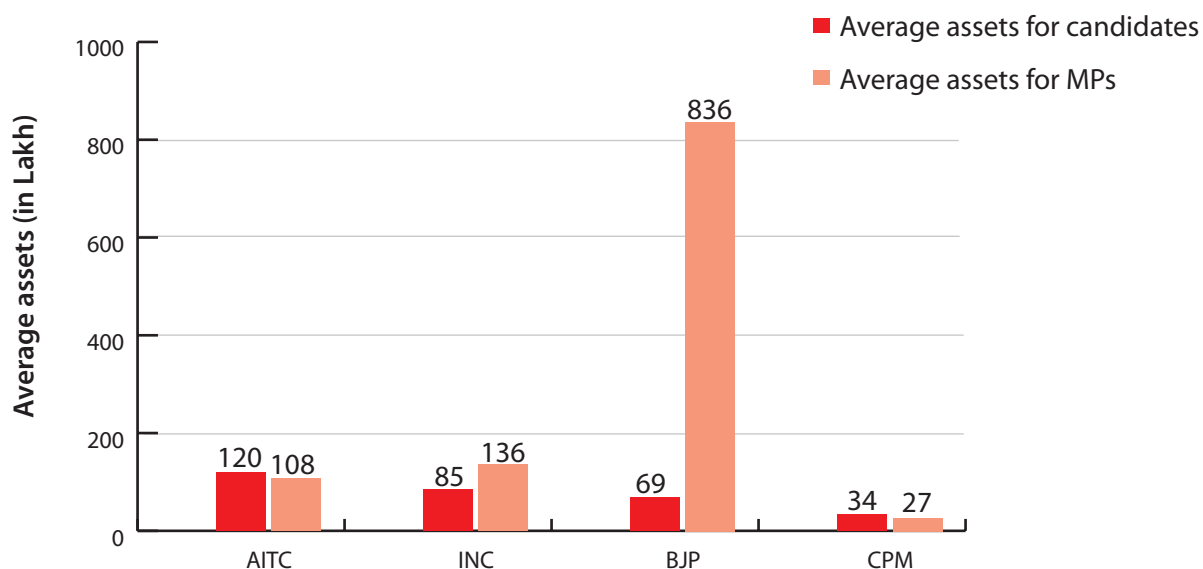
Average assets per MP for major parties

Average asset of a MP from AITC is Rs 1.08 crores, for INC it is Rs 1.36 crores, for BJP it is Rs 8.35 crores & for CPM it is Rs 27 Lakhs.

Table: Average assets for MPs

Party	No of candidates	Average assets for candidates	No of MPs	Average assets for MPs
AITC	27	Rs 1,19,93,031 ~ 1 Cror+	19	Rs 1,08,10,509 ~ 1 Cror+
INC	14	Rs 79,48,950 ~ 79 Lacs+	6	Rs 1,36,36,354 ~ 1 Cror+
BJP	42	Rs 67,81,052 ~ 67 Lacs+	1	Rs 8,35,71,845 ~ 8 Cror+
CPM	32	Rs 31,81,143 ~ 31 Lacs+	9	Rs 27,00,651 ~ 27 Lacs+

Figure: Comparison average assets for candidates & MPs in Lok Sabha 2009



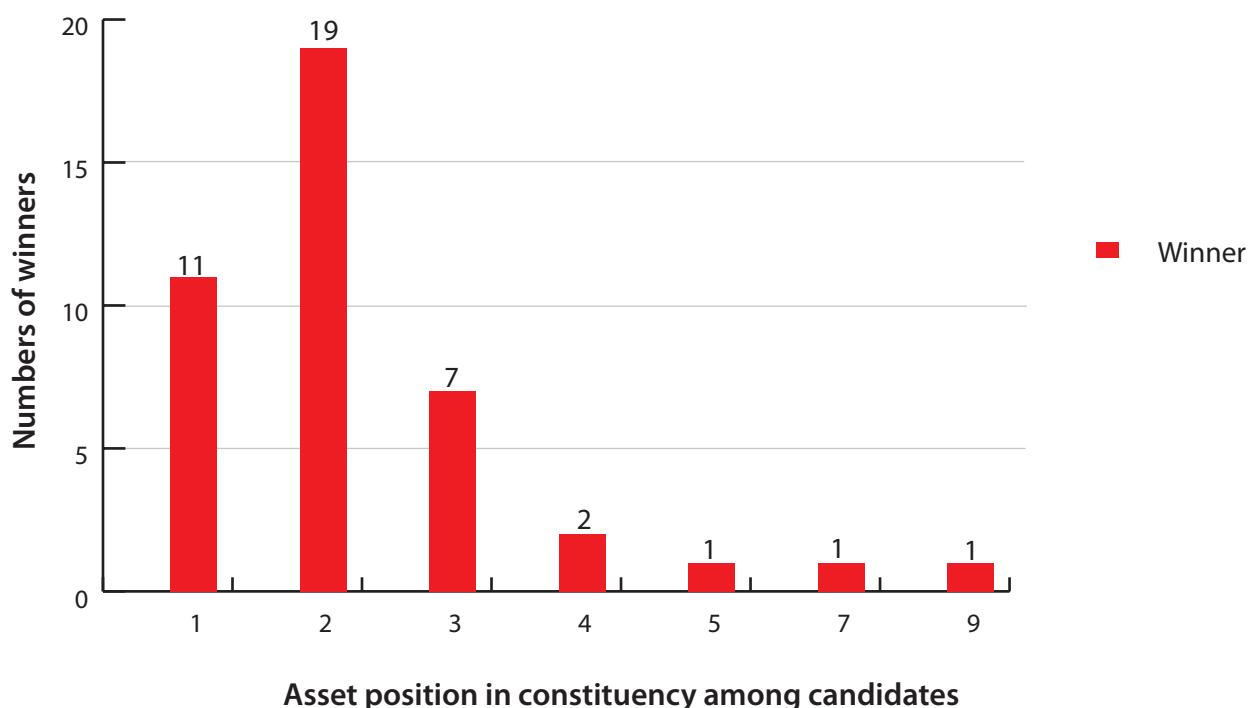
Asset position in constituency among candidates and chances of winning

The following table gives an analysis of asset position in constituency among candidates (highest asset to lowest asset) and their chances of winning. From 11 constituencies i.e. 26% constituencies, candidates with highest declared assets according to their own self sworn affidavits emerged as MPs. From 45% constituencies candidates with second highest declared assets won. The number of MPs kept decreasing according to their position based on assets in the constituency as per their self declared affidavits.

Table: Position in constituency based on assets and MPs

Position in constituency based on assets	Total MPs	% of MPs
1	11	26%
2	19	45%
3	7	17%
4	2	5%
5	1	2%
7	1	2%
9	1	2%
Grand Total	42	100%

Figure: Asset position in constituency among candidates and MPs



Crorepati MPs – PAN not given

7 crorepati MPs from West Bengal have not declared their PAN details even though their declarations are part of the affidavit. Their names are given below-

Table: Crorepati MPs PAN not given

Name	Constituency	Party	Movable Assets (Rs)	Immovable Assets (Rs)	Total Assets (Rs)	PAN Given
Abu Hasem Khan Choudhury	Maldaha Dakshin	INC	9,62,797 9 Lacs+	78,20,000 78 Lacs+	87,82,797 87 Lacs+	N
CHOUDHURY MOHAN JATUA	Mathurapur	AITC	2,70,000 2 Lacs+	23,15,000 23 Lacs+	25,85,000 25 Lacs+	N
GOBINDA CHANDRA NASKAR	Bangaon	AITC	14,99,315 14 Lacs+	10,50,200 10 Lacs+	25,49,515 25 Lacs+	N
Manohar Tirkey	Alipurduars	RSP	18,48,725 18 Lacs+	60,000 60 Thou+	19,08,725 19 Lacs+	N
Prasanta Kumar Majumdar	Balurghat	RSP	72,585 72 Thou+	15,44,287 15 Lacs+	16,16,872 16 Lacs+	N
Pulin Bihari Baske	Jhargram	CPM	7,34,298 7 Lacs+	7,50,000 7 Lacs+	14,84,298 14 Lacs+	N
Nripendra Nath Ray	Coochbehar	AIFB	2,33,170 2 Lacs+	9,00,000 9 Lacs+	11,33,170 11 Lacs+	N

Details of top 20 MPs based on maximum assets

The table given below is a list of top 20 MPs with highest assets.

S. No.	Name	Constituency	Party	Movable Assets (Rs)	Immovable Assets (Rs)	Total Assets (Rs)	PAN Given
1	Jaswant Singh	Darjeeling	BJP	1,12,96,845	7,22,75,000	8,35,71,845 8 Cror+	Y
2	AMBICA BANERJEE	Howrah	AITC	99,26,674	5,30,00,000	6,29,26,674 6 Cror+	Y
3	ADHIR RANJAN CHOWDHURY	Baharampur	INC	1,91,10,557	1,08,33,000	2,99,43,557 2 Cror+	Y
4	DINESH TRIVEDI	Barrackpur	AITC	1,78,53,930	93,50,000	2,72,03,930 2 Cror+	Y
5	PRANAB MUKHERJEE	Jangipur	INC	84,61,890	1,84,58,589	2,69,20,479 2 Cror+	Y
6	KALYAN BANERJEE	Sreerampur	AITC	1,61,46,266	0	1,61,46,266 1 Cror+	Y
7	SOMENDRA NATH MITRA	Diamond Harbour	AITC	74,32,487	67,48,345	1,41,80,832 1 Cror+	Y
8	SATABDI ROY (BANERJEE)	Birbhum	AITC	52,48,000	79,00,000	1,31,48,000 1 Cror+	Y
9	KAKALI GHOSH DASTIDAR	Barasat	AITC	1,06,42,600	19,33,700	1,25,76,300 1 Cror+	Y
10	Deepa Das-munsi	Raiganj	INC	1,03,89,145	21,25,000	1,25,14,145 1 Cror+	Y
11	SUCHARU RANJAN HALDAR	Ranaghat	AITC	8,82,896	1,00,00,000	1,08,82,896 1 Cror+	Y
12	TAPAS PAUL	Krishnanagar	AITC	24,88,267	71,25,960	96,14,227 96 Lacs+	Y
13	Abu Hasem Khan Choudhury	Maldaha Dakshin	INC	9,62,797	78,20,000	87,82,797 87 Lacs+	N
14	RATNA DE	Hooghly	AITC	71,60,448	15,70,000	87,30,448 87 Lacs+	Y

S. No.	Name	Constituency	Party	Movable Assets (Rs)	Immovable Assets (Rs)	Total Assets (Rs)	PAN Given
15	ANUP KUMAR SAHA	Bardhaman Purba	CPM	35,80,944	50,42,000	86,22,944 86 Lacs+	Y
16	SULTAN AHMED	Uluberia	AITC	30,26,230	30,00,000	60,26,230 60 Lacs+	Y
17	ADHIKARI SU-VENDU	Tamluk	AITC	13,73,684	33,78,250	47,51,934 47 Lacs+	Y
18	SUDIP BANDY-OPADHYAY	Kolkata Uttar	AITC	22,71,479	19,16,000	41,87,479 41 Lacs+	Y
19	SAUGATA RAY	Dum Dum	AITC	34,71,408	5,00,000	39,71,408 39 Lacs+	Y
20	Gurudas Dasgupta	Ghatal	CPI	30,04,001	6,50,000	36,54,001 36 Lacs+	Y

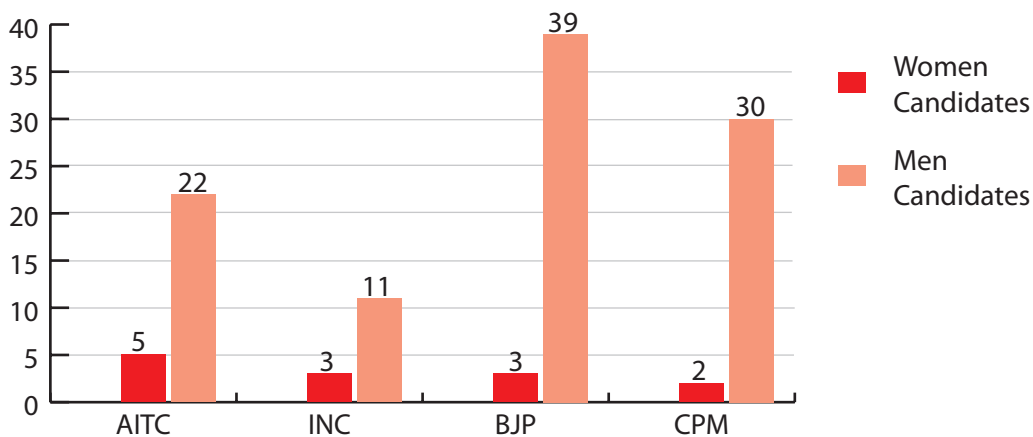
Female representation in Lok Sabha 2009 elections

Out of 368 candidates who contested in Lok Sabha 2009 elections, only 29 or 8% were women. Out of these 29 only 7 or 17% emerged as MPs. The party wise break up for female candidates and MPs vis a vis male candidates and MPs is as below-

Table: Party wise female representation analysis

	AITC	INC	BJP	CPM	Others	Total
Women						
Candidates	5	3	3	2	16	29
MPs	4	2	0	1	0	7
% Women candidates	19%	21%	7%	6%	6%	8%
% Women MPs	21%	33%	0%	11%	0%	17%
Men						
Candidates	22	11	39	30	237	339
MPs	15	4	1	8	7	35
% Men candidates	81%	79%	93%	94%	94%	92%
% Men MPs	79%	67%	100%	89%	100%	83%
Total						
Candidates	27	14	42	32	253	368
MPs	19	6	1	9	7	42

Figure: Candidate distribution based on gender



Full Asset and pending criminal cases details

Assets for all MPs from West Bengal in Lok Sabha 2009

S. No.	Name	Constituency	Party	Total Assets (Rs)	Movable Assets (Rs)	Immovable Assets (Rs)	Liabilities (Rs.)	PAN Given
1	JASWANT SINGH	Darjeeling	BJP	8,35,71,845 8 Cror+	1,12,96,845 1 Cror+	7,22,75,000 7 Cror+	7,44,864 7 Lacs+	Y
2	AMBICA BANERJEE	Howrah	AITC	6,29,26,674 6 Cror+	99,26,674 99 Lacs+	5,30,00,000 5 Cror+	72,33,333 72 Lacs+	Y
3	ADHIR RANJAN CHOWDHURY	Baharampur	INC	2,99,43,557 2 Cror+	1,91,10,557 1 Cror+	1,08,33,000 1 Cror+	19,26,083 19 Lacs+	Y
4	DINESH TRIVEDI	Barrackpur	AITC	2,72,03,930 2 Cror+	1,78,53,930 1 Cror+	93,50,000 93 Lacs+	0.00	Y
5	PRANAB MUKHERJEE	Jangipur	INC	2,69,20,479 2 Cror+	84,61,890 84 Lacs+	1,84,58,589 1 Cror+	0.00	Y
6	KALYAN BANERJEE	Sreerampur	AITC	1,61,46,266 1 Cror+	1,61,46,266 1 Cror+	0	21,25,000 21 Lacs+	Y
7	SOMENDRA NATH MITRA	Diamond Harbour	AITC	1,41,80,832 1 Cror+	74,32,487 74 Lacs+	67,48,345 67 Lacs+	1,87,387 1 Lacs+	Y
8	SATABDI ROY (BANERJEE)	Birbhum	AITC	1,31,48,000 1 Cror+	52,48,000 52 Lacs+	79,00,000 79 Lacs+	2,02,321 2 Lacs+	Y
9	KAKALI GHOSH DASTIDAR	Barasat	AITC	1,25,76,300 1 Cror+	1,06,42,600 1 Cror+	19,33,700 19 Lacs+	3,35,000 3 Lacs+	Y
10	DEEPA DASMUNSI	Raiganj	INC	1,25,14,145 1 Cror+	1,03,89,145 1 Cror+	21,25,000 21 Lacs+	0.00	Y
11	SUCHARU RANJAN HALDAR	Ranaghat	AITC	1,08,82,896 1 Cror+	8,82,896 Lacs+	1,00,00,000 1 Cror+	0.00	Y
12	TAPAS PAUL	Krishnanagar	AITC	96,14,227 96 Lacs+	24,88,267 4 Lacs+	71,25,960 71 Lacs+	0.00	Y

S. No.	Name	Constituency	Party	Total Assets (Rs)	Movable Assets (Rs)	Immovable Assets (Rs)	Liabilities (Rs.)	PAN Given
13	ABU HASEM KHAN CHOUDHURY	Maldaha Dakshin	INC	87,82,797 87 Lacs+	9,62,797 9 Lacs+	78,20,000 78 Lacs+	0.00	N
14	RATNA DE	Hooghly	AITC	87,30,448 87 Lacs+	71,60,448 71 Lacs+	15,70,000 15 Lacs+	0.00	Y
15	ANUP KUMAR SAHA	Bardhaman Purba	CPM	86,22,944 86 Lacs+	35,80,944 35 Lacs+	50,42,000 50 Lacs+	0.00	Y
16	SULTAN AHMED	Uluberia	AITC	60,26,230 60 Lacs+	30,26,230 30 Lacs+	30,00,000 30 Lacs+	36,00,555 36 Lacs+	Y
17	ADHIKARI SUVENDU	Tamluk	AITC	47,51,934 47 Lacs+	13,73,684 13 Lacs+	33,78,250 33 Lacs+	0.00	Y
18	SUDIP BANDYOPADHYAY	Kolkata Uttar	AITC	41,87,479 41 Lacs+	22,71,479 22 Lacs+	19,16,000 19 Lacs+	1,96,506 1 Lacs+	Y
19	SAUGATA RAY	Dum Dum	AITC	39,71,408 39 Lacs+	34,71,408 34 Lacs+	5,00,000 5 Lacs+	0.00	Y
20	GURUDAS DASGUPTA	Ghatal	CPI	36,54,001 36 Lacs+	30,04,001 30 Lacs+	6,50,000 6 Lacs+	0.00	Y
21	ACHARIA BASUDEB	Bankura	CPM	32,49,037 32 Lacs+	26,66,037 26 Lacs+	5,83,000 5 Lacs+	0.00	Y
22	KABIR SUMAN	Jadavpur	AITC	32,06,685 32 Lacs+	5,58,304 5 Lacs+	26,48,381 26 Lacs+	0.00	Y
23	NARAHARI MAHATO	Purulia	AIFB	30,86,000 30 Lacs+	3,66,000 3 Lacs+	27,20,000 27 Lacs+	4,00,000 4 Lacs+	Y
24	MAHENDRA KUMAR ROY	Jalpaiguri	CPM	28,78,591 28 Lacs+	15,28,591 15 Lacs+	13,50,000 13 Lacs+	0.00	Y
25	CHOUDHURY MOHAN JATUA	Mathurapur	AITC	25,85,000 25 Lacs+	2,70,000 2 Lacs+	23,15,000 23 Lacs+	0.00	N
26	GOBINDA CHANDRA NASKAR	Bangaon	AITC	25,49,515 25 Lacs+	14,99,315 14 Lacs+	10,50,200 10 Lacs+	0.00	N

S. No.	Name	Constituency	Party	Total Assets (Rs)	Movable Assets (Rs)	Immovable Assets (Rs)	Liabilities (Rs.)	PAN Given
27	SAKTI MOHAN MALIK	Arambag	CPM	24,15,310 24 Lacs+	3,68,850 3 Lacs+	20,46,460 20 Lacs+	1,08,000 1 Lacs+	Y
28	SK. SAIDUL HAQUE	Bardhaman-Durgapur	CPM	24,14,520 24 Lacs+	4,16,520 4 Lacs+	19,98,000 19 Lacs+	1,28,172 1 Lacs+	Y
29	PRABODH PANDA	Medinipur	CPI	22,30,746 22 Lacs+	4,67,301 4 Lacs+	17,63,445 17 Lacs+	3,62,156 3 Lacs+	Y
30	MAUSAM NOOR	Maldaha Uttar	INC	19,47,359 19 Lacs+	2,07,359 2 Lacs+	17,40,000 17 Lacs+	2,34,488 2 Lacs+	Y
31	MANOHAR TIRKEY	Alipurduars	RSP	19,08,725 19 Lacs+	18,48,725 18 Lacs+	60,000 60 Thou+	0.00	N
32	DR. TARUN MONDAL	Jaynagar	IND	18,56,636 18 Lacs+	16,02,636 16 Lacs+	2,54,000 2 Lacs+	5,600 5 Thou+	Y
33	ABDUL MANNAN HOS-SAIN	Murshidabad	INC	17,09,788 17 Lacs+	3,53,163 3 Lacs+	13,56,625 13 Lacs+	10,06,391 10 Lacs+	Y
34	PRASANTA KUMAR MAJUMDAR	Balurghat	RSP	16,16,872 16 Lacs+	72,585 72 Thou+	15,44,287 15 Lacs+	0.00	N
35	PULIN BIHARI BASKE	Jhargram	CPM	14,84,298 14 Lacs+	7,34,298 7 Lacs+	7,50,000 7 Lacs+	0.00	N
36	BANSAGOPAL CHOWDHURY	Asansol	CPM	14,23,763 14 Lacs+	3,73,763 3 Lacs+	10,50,000 10 Lacs+	0.00	Y
37	SK. NURUL ISLAM	Basirhat	AITC	11,55,500 11 Lacs+	5,55,500 5 Lacs+	6,00,000 6 Lacs+	8,07,500 8 Lacs+	Y
38	NRIPENDRA NATH RAY	Coochbehar	AIFB	11,33,170 11 Lacs+	2,33,170 2 Lacs+	9,00,000 9 Lacs+	0.00	N
39	ADHIKARI SISIR KUMAR	Kanthi	AITC	10,83,159 10 Lacs+	1,33,159 1 Lacs+	9,50,000 9 Lacs+	0.00	Y
40	SUSMITA BAURI	Bishnupur	CPM	10,78,000 10 Lacs+	78,000 78 Thou+	10,00,000 10 Lacs+	1,74,660. 1 Lacs+	Y

S. No.	Name	Constituency	Party	Total Assets (Rs)	Movable Assets (Rs)	Immovable Assets (Rs)	Liabilities (Rs.)	PAN Given
41	RAM CHANDRA DOME	Bolpur	CPM	7,39,396 7 Lacs+	2,39,396 2 Lacs+	5,00,000 5 Lacs+	0.00	Y
42	MAMATA BANERJEE	Kolkata Dakshin	AITC	4,73,194 4 Lacs+	4,73,194 4 Lacs+	0	0.00	Y

Full details of pending criminal cases on MPs from West Bengal

S. No.	Name	State/ Dist	Constituency	Party	Age	Serious IPC Counts	No of Cases in which Accused	No. of Cases in which Convicted	Total		
1	ADHIKARI SUVENDU	West Bengal	Tamluk	AITC	39	4	3	0	3		
Cases (Accused) IPC Sections - 147,149,323,325,379 , Other Details - IPC Sections - 147,148,149,341,323,354 , Other Details - IPC Sections - 147,148,149,323,307,364 , Other Details -			Serious IPC Frequency Table								
						Serious IPC Sections		Number of Times they appear for this candidate			
						364		1			
						325		1			
						379		1			
						307		1			
						Total		4			
						IPC Section		Description			
						147		rioting			
						148		Rioting, armed with deadly weapon			
						149		Every member of unlawful assembly guilty of offence committed in prosecution of common object			
						307		Attempt to murder			
						323		voluntarily causing hurt			
			325		voluntarily causing grievous hurt						
Cases (Convicted) -----No Cases-----			341		wrongful restraint						
			354		Assault or criminal force to woman with intent to outrage her modesty						
			364		Kidnapping or abducting in order to murder						
			379		theft						
S. No.	Name	State/ Dist	Constituency	Party	Age	Serious IPC Counts	No of Cases in which Accused	No. of Cases in which Convicted	Total		
2	Nripendra Nath Ray	WEST BENGAL	Cooch-behar	AIFB	49	4	1	0	1		
Cases (Accused)			Serious IPC Frequency Table								
1. IPC Sections - 147,148,149,447,151,152,153, 332, 333, 353, 325,326,307,436, 302 , Other Details - 3/4 PDPP Act, 9/10 NPO Act											

Cases (Convicted) -----No Cases-----	Serious IPC Sections	Number of Times they appear for this candidate
	302	1
	325	1
	326	1
	307	1
	Total	4
IPC Section	Description	
147	rioting	
148	Rioting, armed with deadly weapon	
149	Every member of unlawful assembly guilty of offence committed in prosecution of common object	
151	Knowingly joining or continuing in assembly of five or more persons after it has been commanded to disperse	
152	Assaulting or obstructing public servant when suppressing riot, etc.	
153	Wantonly giving provocation with intent to cause riot-if rioting be committed-if not committed	
302	Murder	
307	Attempt to murder	
325	voluntarily causing grievous hurt	
326	Voluntarily causing grievous hurt by dangerous weapons or means	
332	Voluntarily causing hurt to deter public servant from his duty	
333	Voluntarily causing grievous hurt to deter public servant from his duty	
353	Assault or criminal force to deter public servant from discharge of his duty	
436	Mischief by fire or explosive substance with intent to destroy house, etc.	
447	criminal trespass	

S. No.	Name	State/ Dist	Constituency	Party	Age	Serious IPC Counts	No of Cases in which Accused	No. of Cases in which Convicted	Total
3	ADHIR RANJAN CHOWDHURY	WEST BENGAL	Baharampur	INC	53	3	5	0	5
Cases (Accused)			Serious IPC Frequency Table						
			Serious IPC Sections			Number of Times they appear for this candidate			
			302			3			
			Total			3			
			1. IPC Sections - 149, 302, 120B , Other Details -						
			2. IPC Sections - 143, 447, 341, 323, 427 , Other Details -						
			-						
			3. IPC Sections - 302, 34 , Other Details -						
			4. IPC Sections - 447, 302, 120B, 34 , Other Details - 25/27 Arms Act & 3/4 E.S Act,						
			5. IPC Sections - 115, 120B, 506 , Other Details -						
			IPC Section			Description			
			34			Acts done by several persons in furtherance of common intention			
			115			Abetment of offence punishable with death or imprisonment for life-if offence not committed			
			120B			Punishment of criminal conspiracy			
			143			Being member of an unlawful assembly			
149			Every member of unlawful assembly guilty of offence committed in prosecution of common object						
302			Murder						
323			voluntarily causing hurt						
341			wrongful restraint						
Cases (Convicted) -----No Cases-----			427				Mischief causing damage to the amount of fifty rupees		
			447				criminal trespass		
			506				criminal intimidation		
S. No.	Name	State/ Dist	Constituency	Party	Age	Serious IPC Counts	No of Cases in which Accused	No. of Cases in which Convicted	Total
4	ABDUL MANNAN HOSSAIN	WEST BENGAL	Murshidabad	INC	56	2	1	0	1
Cases (Accused)			Serious IPC Frequency Table						
			Serious IPC Sections			Number of Times they appear for this candidate			
			1. IPC Sections - 147,148,149,332,353,323,427,337,364,307,506 , Other Details -			364			

Cases (Convicted) -----No Cases----			307	1								
			Total	2								
			IPC Section			Description						
			147	rioting								
			148	Rioting, armed with deadly weapon								
			149	Every member of unlawful assembly guilty of offence committed in prosecution of common object								
			307	Attempt to murder								
			323	voluntarily causing hurt								
			332	Voluntarily causing hurt to deter public servant from his duty								
			337	Causing hurt by act endangering life or personal safety of others								
			353	Assault or criminal force to deter public servant from discharge of his duty								
			364	Kidnapping or abducting in order to murder								
			427	Mischief causing damage to the amount of fifty rupees								
			506	criminal intimidation								
			S. No.	Name	State/ Dist	Constituency	Party	Age	Serious IPC Counts	No of Cases in which Accused	No. of Cases in which Convicted	Total
5	TAPAS PAUL	WEST BENGAL	Krishnanagar	AITC	51	1	5	0	5			
Cases (Accused)			Serious IPC Frequency Table									
<ol style="list-style-type: none"> IPC Sections - 147, 148, 427, 380, 448 , Other Details - Case No 79/05 IPC Sections - 188,34 , Other Details - Case No. 137/09 dt 09/04/09 IPC Sections - , Other Details - 121(4) W.B. MUNICIPAL ACT IPC Sections - , Other Details - 121(4) W.B. MUNICIPAL ACT IPC Sections - , Other Details - 121(4) W.B. MUNICIPAL ACT 			Serious IPC Sections		Number of Times they appear for this candidate							
			380		1							
			Total		1							
			IPC Section			Description						
			34			Acts done by several persons in furtherance of common intention						
			147			rioting						
			148			Rioting, armed with deadly weapon						

Cases (Convicted) -----No Cases----			188			Disobedience to order duly promulgated by public servant				
			380			Theft in dwelling house, etc.				
			427			Mischief causing damage to the amount of fifty rupees				
			448			house-trespass				
S. No.	Name	State/ Dist	Constituency	Party	Age	Serious IPC Counts	No of Cases in which Accused	No. of Cases in which Convicted	Total	
6	AMBICA BANERJEE	WEST BENGAL	Howrah	AITC	82	1	1	0	1	
Cases (Accused) 1. IPC Sections - 147, 148, 149, 427, 325, 506 , Other Details - Case no. 53/98 dt-01.03.98			Serious IPC Frequency Table							
			Serious IPC Sections			Number of Times they appear for this candidate				
			325			1				
			Total			1				
			IPC Section			Description				
			147			rioting				
			148			Rioting, armed with deadly weapon				
			149			Every member of unlawful assembly guilty of offence committed in prosecution of common object				
Cases (Convicted) -----No Cases----			325			voluntarily causing grievous hurt				
			427			Mischief causing damage to the amount of fifty rupees				
			506			criminal intimidation				
S. No.	Name	State/ Dist	Constituency	Party	Age	Serious IPC Counts	No of Cases in which Accused	No. of Cases in which Convicted	Total	
7	ADHIKARI SISIR KUMAR	WEST BENGAL	Kanthi	AITC	69	1	1	0	1	
Cases (Accused) 1. IPC Sections - 147,148,149,323,379,427 , Other Details - Gr 1138/81			Serious IPC Frequency Table							
			Serious IPC Sections			Number of Times they appear for this candidate				
			379			1				
			Total			1				
			IPC Section			Description				
			147			rioting				
			148			Rioting, armed with deadly weapon				

Cases (Convicted) -----No Cases-----	149	Every member of unlawful assembly guilty of offence committed in prosecution of common object
	323	voluntarily causing hurt
	379	theft
	427	Mischief causing damage to the amount of fifty rupees