

**ANALYSIS OF CRIMINAL, FINANCIAL AND OTHER DETAILS OF  
MLAS AND CANDIDATES FROM MEGHALAYA**

**BASED ON 2008 ASSEMBLY ELECTIONS**

**A report by**

**MEGHALAYA ELECTION WATCH  
&  
ASSOCIATION FOR DEMOCRATIC REFORMS**

Association for Democratic Reforms  
B-1/6, Upper Ground Floor,  
Hauz Khas  
Delhi-110016 Ph: 011-40817601, Fax: 011-46094248  
Email: [adr@adrindia.org](mailto:adr@adrindia.org)

## CONTENTS

<b>MEGHALAYA 2008 ASSEMBLY ELECTIONS.....</b>	<b>3</b>
GROWTH OF POLITICAL PARTIES .....	3
<b>EXECUTIVE SUMMARY OF CANDIDATES AND MLAS .....</b>	<b>3</b>
SUMMARY OF CANDIDATES.....	3
SUMMARY OF MLAS .....	3
<b>ANALYSIS BASED ON DECLARED CRIMINAL CASES- CANDIDATES.....</b>	<b>4</b>
PARTY-WISE BREAK UP OF CANDIDATES WITH PENDING CRIMINAL CASES .....	4
CANDIDATES WITH DECLARED CRIMINAL CASES- PARTY WISE.....	4
SERIOUS CRIMES DISTRIBUTION FOR MAJOR PARTIES- CANDIDATES.....	5
CANDIDATES WITH SERIOUS DECLARED CRIMINAL CASES.....	5
CANDIDATES WITH DECLARED CRIMINAL CASES WHO LOST THE ELECTIONS .....	5
<b>ANALYSIS BASED ON DECLARED CRIMINAL CASES – MLAS.....</b>	<b>6</b>
MLAS WITH DECLARED CRIMINAL CASES-PARTY WISE .....	6
SERIOUS CRIMES DISTRIBUTION FOR MAJOR PARTIES-MLAS .....	6
MLAS WITH MOST SERIOUS DECLARED CRIMINAL CASES .....	6
<b>ANALYSIS BASED ON ASSETS- CANDIDATES .....</b>	<b>7</b>
CROREPATI CANDIDATES- PARTY WISE BREAKUP .....	7
AVERAGE ASSETS FOR CANDIDATES - PARTY-WISE .....	7
TOP 10 CANDIDATES WITH HIGHEST ASSETS .....	8
TOP 10 CANDIDATES WITH LOWEST ASSETS .....	8
TOP 10 CANDIDATES WITH HIGHEST LIABILITIES.....	9
TOP 10 HIGH ASSET CANDIDATES WHO LOST THE ELECTIONS.....	9
<b>ANALYSIS BASED ON ASSETS-MLAS .....</b>	<b>10</b>
CROREPATI MLAS- PARTY WISE BREAK-UP.....	10
AVERAGE ASSETS PER MLA FOR MAJOR PARTIES .....	10
TOP 10 MLAS WITH HIGHEST ASSETS .....	11
TOP 10 MLAS WITH LOWEST ASSETS.....	12
TOP 10 MLAS WITH HIGHEST LIABILITIES.....	12
<b>ANALYSIS BASED ON PAN DETAILS OF CANDIDATES.....</b>	<b>13</b>
CANDIDATES-PAN NOT GIVEN.....	13
CROREPATI CANDIDATES – PAN NOT GIVEN .....	13
<b>ANALYSIS BASED ON PAN DETAILS OF MLAS .....</b>	<b>14</b>
CROREPATI MLAS – PAN NOT GIVEN .....	14
<b>ANALYSIS BASED ON EDUCATIONAL BACKGROUND OF CANDIDATES.....</b>	<b>16</b>
OVERALL EDUCATION REPORT .....	16
EDUCATION ANALYSIS OF CANDIDATES- PARTY-WISE .....	16

LIST OF CANDIDATES WHO HAVE COMPLETED EDUCATION TILL 5 <sup>TH</sup> STANDARD AND BELOW.....	17
LIST OF CANDIDATES WHO ARE DOCTORATE.....	17
<b>ANALYSIS BASED ON EDUCATIONAL BACKGROUND OF MLAS .....</b>	<b>18</b>
OVERALL EDUCATION REPORT .....	18
EDUCATION ANALYSIS OF MLAS- PARTY-WISE .....	18
LIST OF MLAS WHO HAVE COMPLETED EDUCATION TILL 5 <sup>TH</sup> STANDARD AND BELOW.....	19
LIST OF MLAS WHO ARE DOCTORATE .....	19
<b>ANALYSIS BASED ON GENDER-CANDIDATES .....</b>	<b>20</b>
WOMEN’S REPRESENTATION IN THE ASSEMBLY ELECTION .....	20
PARTY-WISE ANALYSIS BASED GENDER – CANDIDATES .....	20
<b>ANALYSIS BASED ON GENDER – MLAS .....</b>	<b>21</b>
WOMEN’S REPRESENTATION IN THE ASSEMBLY ELECTION.....	21
PARTY-WISE ANALYSIS BASED ON GENDER – MLAS.....	21
<b>ANALYSIS BASED ON AGE – CANDIDATES .....</b>	<b>22</b>
ANALYSIS BASED ON AGE GROUP – CANDIDATES.....	22
AGE ANALYSIS OF CANDIDATES – PARTY-WISE .....	22
<b>ANALYSIS BASED ON AGE – MLAS.....</b>	<b>23</b>
ANALYSIS BASED ON AGE GROUP – MLAS .....	23
AGE ANALYSIS OF MLAS- PARTY-WISE .....	23
<b>ANALYSIS OF COUNCIL OF MINISTERS.....</b>	<b>24</b>
PENDING CRIMINAL CASES DETAILS AGAINST MINISTERS .....	24
CROREPATI MINISTERS WITH PAN DETAILS .....	24
FULL ASSETS DETAILS OF MINISTERS.....	24
<b>FULL ASSET DETAILS OF MLAS OF MEGHALAYA ASSEMBLY ELECTIONS, 2008 .....</b>	<b>25</b>
<b>FULL DETAILS OF PENDING CRIMINAL CASES ON MLAS OF MEGHALAYA ASSEMBLY ELECTIONS, 2008 .....</b>	<b>28</b>
<b>LIST OF SERIOUS IPC SECTIONS CONSIDERED FOR THIS REPORT .....</b>	<b>28</b>
<b>DISCLAIMER.....</b>	<b>31</b>

## Meghalaya 2008 Assembly Elections

Meghalaya Assembly Elections, 2008 were held during the month of March, 2008. This report includes the analysis of criminal, financial, educational background and other details of the candidates and winners of these elections. Information provided by the Election Commission of India and details from the affidavits filed by the candidates have been used for the analysis.

### Growth of political parties

In the 2003 Meghalaya Assembly Elections, 13 political parties contested which decreased to 10 in the 2008 Meghalaya Assembly Elections. This reflects a decrease of 23% in the number of political parties that contested, from the Meghalaya 2003 Assembly Elections to the Meghalaya 2008 Assembly Elections.

## Executive summary of candidates and MLAs

### Summary of Candidates

- Meghalaya Election Watch (REW) analyzed affidavits of 234 candidates out of 331 who contested in the 2008 Assembly elections.
- Out of these 234 candidates analyzed, 2 (1%) candidates have declared criminal cases against them. NCP has 1 out of 45 (2%), the second candidate is an Independent.
- Out of these 2 candidates with declared criminal cases, 2 (100%) have pending serious criminal cases like murder, attempt to murder, kidnapping, extortion etc. INC has 6, BJP has 3, BSP has 3 and CPM has 1 candidate with serious criminal cases declared against them.
- There are 2 IPC charges of Sedition and Theft.
- A total of 25 candidates out of 234 analyzed i.e. 11% are crorepatists.
- A total of 17 candidates out of 234 analyzed, have declared liabilities of Rs 5 lakhs or above.
- Among major parties, the average asset per candidate for INC is Rs. 70 Lacs, for BJP it is 9 Lacs and for UDP it is 91 Lacs.
- 95% of candidates (223 out of 234 analyzed) have not furnished PAN card details.
- Number of women candidates is 8 (3%) as compared to 226 of men (97%) out of 234 candidates analyzed.
- More than 63% of candidates (14 of 234 analyzed) are graduates or with higher educational qualification.

### Summary of MLAs

- Affidavits of 58 MLAs out of 60 MLAs were analyzed by MEW.
- Out of 58 MLAs analyzed 1 (2%) has declared criminal cases against himself. NCP has 1 out of 13 (16%) MLAs who have declared criminal cases against themselves.

- 1 MLA from NCP has declared a serious criminal case against himself.
- Out of 15 (26% of 58 analyzed) crorepati MLAs in 2008 Meghalaya Assembly, 4 are from UDP, 8 are from INC, 2 from NCP, 1 is independent.
- Average asset for an MLA from Meghalaya is Rs 1.88 crores.
- Among major parties, the average asset per MLA for BSP is Rs 3.44 crores, for BJP and for INC is Rs. 1.66 crores.
- Out of 58 MLAs analyzed, 53 MLAs have not declared their PAN details.
- Out of 58 MLAs analyzed, only 1 is a woman. Hence only 1.72% of MLAs in current Meghalaya assembly are women.

### Analysis based on declared criminal cases- candidates

Affidavits of 234 candidates were analyzed by Meghalaya Election Watch (REW) for 2008 Assembly elections. Out of the 234 candidates, 76 or 32% declared criminal cases against them. Out of these 32 candidates with declared criminal cases, 2 had serious criminal cases like murder, attempt to murder, kidnapping, extortion, etc. declared against them.

#### Party-wise break up of candidates with pending criminal cases

A total of 2 candidates contesting elections out of the 76 analyzed from Meghalaya have declared criminal cases against them. Out of 45 candidates of NCP, 1 (2%) has declared criminal cases against himself, and out of 31 independent candidates, 1 (3%) has declared criminal cases against himself.

Party	Total No. of Candidates	Candidates with declared Criminal Cases	% of candidates with declared criminal cases	candidates with serious declared criminal cases	% of candidates with serious declared criminal cases
NCP	45	1	2 %	1	2 %
IND	31	1	3 %	1	3 %
<b>Total</b>	<b>76</b>	<b>2</b>		<b>2</b>	

Table: MLAs with declared criminal cases- Party -wise

#### Candidates with declared criminal cases- Party wise

Party	Total No. of Candidates	Candidates with declared Criminal Cases	% of candidates with declared criminal cases
NCP	45	1	2 %
IND	31	1	3 %

Table: Candidates with declared criminal cases and serious declared criminal cases- Party wise break up

## Serious crimes distribution for major parties- candidates

The table below shows the breakup of serious IPC sections for candidates of major parties.

Party/IPC	124A	379	Total
NCP	1	0	1
IND	0	1	1
<b>Total</b>	<b>1</b>	<b>1</b>	<b>2</b>

Table: Serious IPC section break-up for major parties

## Candidates with serious declared criminal cases

The table below lists the 2 candidates with serious declared criminal cases.

S.No.	Name	District	Constituency	Party	Serious IPC Counts	Total No of Cases	Brief Details of serious IPC Counts	Won/Lost
1	SHRI.MARCUISE N.MARAK	WILLIAMNAGAR, DC	Rongrenggiri	NCP	1	1	1 charges related to Sedition(IPC section-124A)	Won
2	SHRI.CLEVER N.MARAK	WILLIAMNAGAR, DC	Songsak	IND	1	1	1 charges related to theft(IPC section-379)	Lost

Table: Top 10 Candidates with pending criminal cases

## Candidates with declared criminal cases who lost the elections

S.No.	Candidate Information	Brief Details of IPCs
1	<b>Name:</b> SHRI.CLEVER N.MARAK <b>State/Dist:</b> WILLIAMNAGAR, DC <b>Constituency:</b> Songsak <b>Party:</b> IND <b>Total Cases:</b> 1 <b>Serious IPC:</b> 1 <b>Other IPC:</b> 0	1 charges related to theft (IPC Section-379)

## Analysis based on declared criminal cases – MLAs

REW has analysed affidavits of 58 MLAs out of 60 MLAs. 1 MLA out of the 58 MLAs analyzed from Meghalaya Assembly in 2008 has declared criminal cases against himself. 1 MLA has declared serious criminal cases against himself.

### MLAs with declared criminal cases-party wise

Out of the total, 1 MLA has declared criminal cases against himself.

Party	Total Winner	Winners with Criminal cases	Winners with Serious Criminal Cases	% of Winners with Criminal cases	% of Winners with Serious Criminal Cases
NCP	13	1	1	8 %	8 %
IND	5		0	0 %	0 %
<b>Total</b>		<b>1</b>	<b>1</b>		

Table:Party- wise break up of MLAs with pending criminal cases

### Serious crimes distribution for major parties-MLAs

There are cases of violent crimes like sedition, theft etc. declared by MLAs against themselves in the Meghalaya Assembly 2008. The table below gives a party wise summary of all serious violent offences against MLAs in Meghalaya Assembly 2008.

IPC/ Party	IPC Description	NCP	Total
124A	Sedition	1	<b>1</b>
Total		<b>1</b>	<b>1</b>

Table: Serious IPC sections break up for major parties

### MLAs with most serious declared criminal cases

The table given below shows a list of 1 MLA who has declared serious criminal cases like sedition, criminal intimidation etc.

S.No.	Candidate Information	Brief Details of IPCs
1	<b>Name:</b> SHRI.MARCUISE <b>N.MARAK State/Dist:</b> WILLIAMNAGAR, <b>DC Constituency:</b> Rongrenggiri <b>Party:</b> NCP <b>Total Cases:</b> 1 <b>Serious IPC:</b> 1 <b>Other IPC:</b> 1	<b>1 charges related to Sedition (IPC Section-124A)</b> 1 charges related to criminal intimidation (IPC Section-506)

Table: List of MLAs with serious pending criminal cases

## Analysis based on assets- Candidates

### Crorepatis candidates- party wise breakup

Out of 234 candidates analyzed in 2008 Meghalaya Assembly Elections, 25 are crorepatis. 20% of candidates of INC are crorepatis while 13% of NCP candidates are crorepatis.

Party	Crorepatis	Analysed	Percent
INC	11	55	20%
NCP	6	45	13%
UDP	5	40	13%
IND	2	31	6%
HPDP	1	11	9%
OTHER	0	52	0%
<b>Total</b>	<b>25</b>	<b>234</b>	<b>11%</b>

Table: Crorepatis candidates- Party- wise break up

### Average assets for candidates - party-wise

Average assets of 40 UDP candidates is Rs 91 Lacs, whereas average assets of 55 INC candidates is 70 Lacs. Detailed list is given below:-

Party	Avg Assets	No.of candidates
UDP	Rs 91,00,911 ~ 91 Lacs+	40
INC	Rs 70,19,285 ~ 70 Lacs+	55
NCP	Rs 51,55,889 ~ 51 Lacs+	45
UPD	Rs 40,07,235 ~ 40 Lacs+	2
IND	Rs 30,91,701 ~ 30 Lacs+	31
HPDP	Rs 28,74,004 ~ 28 Lacs+	11
KHNAM	Rs 20,80,089 ~ 20 Lacs+	14
MDP	Rs 13,98,432 ~ 13 Lacs+	13
BJP	Rs 9,52,224 ~ 9 Lacs+	12
LJP	Rs 7,35,645 ~ 7 Lacs+	9
HPDF	Rs 4,39,000 ~ 4 Lacs+	1
GNC	Rs 2,26,423 ~ 2 Lacs+	1

Table: Average assets for candidates - Party wise



## Top 10 candidates with highest assets

Given below is the list of top 10 candidates with highest assets who contested assembly elections 2008 from Meghalaya.

S. No.	Name	District	Constituency	Party	Movable Assets (Rs)	Immovable Assets (Rs)	Total Assets (Rs)	PAN Given
1	METBAH LYNGDOH	MAIRANG, SDO(C )	Mairang	UDP	13,66,04,640	7,34,60,000	21,00,64,640 21 Cror+	N
2	NEHLANG LYNGDOH	KHLIEHRIAT, SDO(C )	Rymbai	INC	68,13,534	3,93,57,440	4,61,70,974 4 Cror+	N
3	PURNO AGITOK SANGMA	TURA, DC	Tura	NCP	1,39,36,030	2,84,68,187	4,24,04,217 4 Cror+	Y
4	CHARLES PYNGROPE	SHILLONG, DC	Sohryngkham	INC	35,94,645	3,41,11,200	3,77,05,845 3 Cror+	N
5	DR. MUKUL SANGMA	AMPATIGIRI, SDO(C )	Ampatigiri	INC	2,49,99,511	93,19,000	3,43,18,511 3 Cror+	N
6	JAMES MARVIN PARIAT	SHILLONG, DC	Pynthorumkhrah	NCP	24,45,000	2,42,50,000	2,66,95,000 2 Cror+	N
7	LAHKMEN RYMBUI	JOWAI, DC	War-Jaintia	INC	14,40,376	2,36,00,000	2,50,40,376 2 Cror+	N
8	SMT.DEBORA C.MARAK	WILLIAMNAGAR, DC	Rongrenggiri	INC	54,24,779	1,52,50,000	2,06,74,779 2 Cror+	N
9	MANAS CHAUDHURI	SHILLONG, DC	Mawprem	IND	1,85,24,038	21,06,477	2,06,30,515 2 Cror+	Y
10	DR. DONKUPAR ROY	SOHRA, SDO(C )	Shella	UDP	20,56,000	1,71,00,000	1,91,56,000 1 Cror+	N

Table: List of top 10 candidates with highest assets

## Top 10 candidates with lowest assets

Samuel Khongbuh Massar of UDP has total assets of Rs. 374 followed by Kodin Nongbrum of MDP with total assets of Rs 1,600. Given below is the list of top 10 candidates with lowest assets.

S. No	Candidate	District	Contituency	Party	Moveble Assets	Immovable Assets	Total Assets
1	MARKUS LYNGDOH	NONGPOH, DC	Nongpoh	HPDP	24,139	0	24,139 24 Thou+
2	AIDALIS RANEE	SHILLONG, DC	Nongspung	LJP	24,000	0	24,000 24 Thou+
3	M. AMPAREEN LYNGDOH	SHILLONG, DC	Laitumkharah	UDP	23,518	0	23,518 23 Thou+
4	BOSTON MARAK	AMPATIGIRI, SDO(C)	Salmanpura	IND	15,000	0	15,000 15 Thou+
5	GREGORIUS KHARNAIOR	SHILLONG, DC	Mawlai	LJP	15,000	0	15,000 15 Thou+
6	CHRISTINA MAJAW	SHILLONG, DC	Lyngkyrdem	LJP	15,000	0	15,000 15 Thou+

S. No	Candidate	District	Contituency	Party	Moveble Assets	Immovable Assets	Total Assets
7	GROSSPER RYNTATHIANG	MAIRANG, SDO(C )	Mairang	MDP	12,139	0	12,139 12 Thou+
8	KODIN NONGRUM	SOHRA, SDO(C )	Sohra	MDP	1,600	0	1,600 1 Thou+
9	SAMUEL KHONGBUH MASSAR	SHILLONG, DC	Lyngkyrdem	UDP	374	0	374 Hund+
10	BALAJIED RANEE	NONGPOH, DC	Jirang	IND	0	0	0

Table: List of top 10 candidates with lowest assets

### Top 10 candidates with highest liabilities

Given below is the list of top 10 candidates with highest liabilities. There are a total of 2 candidates who had liabilities of more than 50 Lac rupees. Adolf Lu Hitler R. Marak of NCP tops the list with highest liability of Rs 59 Lacs, followed by A. L. Hek of BJP with a liability of Rs 52 Lacs.

S. No.	Name	District	Constituency	Party	Liabilities (Rs)
1	ADOLF LU HITLER R. MARAK	TURA, DC	Rangsakona	NCP	5937000 59 Lacs+
2	A.L. HEK	SHILLONG, DC	Pynthorumkhrah	BJP	5272620 52 Lacs+
3	H. DONKUPAR R. LYGDOH	SHILLONG, DC	Sohiong	INC	2970000 29 Lacs+
4	REMINGTON PYNGROPE	SHILLONG, DC	Dienglieng	UDP	2452257 24 Lacs+
5	PAUL LAMIN	JOWAI, DC	War-Jaintia	NCP	2305000 23 Lacs+
6	JAMES PANGSANG KONGKAL SANGMA	TURA, DC	Rongchugiri	NCP	1770000 17 Lacs+
7	CELESTINA LAMIN	SHILLONG, DC	Mawlai	NCP	1654323 16 Lacs+
8	LESTON WANSWETT	SOHRA, SDO(C )	Shella	INC	1500000 15 Lacs+
9	METBAH LYGDOH	MAIRANG, SDO(C )	Mairang	UDP	1375029 13 Lacs+
10	KHRANGLIN LYNGKHOI	MAWKYRWAT, SDO(C )	Langrin	UDP	953533 9 Lacs+

Table: Top 10 candidates with highest liabilities

### Top 10 high Asset candidates who lost the elections

Given below is the list of top 10 high asset candidates who lost the Meghalaya 2008 Assembly Elections:

S.No.	Name	District	Constituency	Party	Movable Assets (Rs)	Immovable Assets (Rs)	Total Assets (Rs)	PAN Given
1	ASHAHEL D.SHIRA	TURA, DC	Rajabala	NCP	41,94,489	3,41,30,896	3,83,25,385 3 Cror+	N
2	JAMES MARVIN PARIAT	SHILLONG, DC	Pynthorumkhrah	NCP	24,45,000	2,42,50,000	2,66,95,000 2 Cror+	N
3	SMT.DEBOR A C.MARAK	WILLIAMNAGAR , DC	Rongrenggiri	INC	54,24,779	1,52,50,000	2,06,74,779 2 Cror+	N

S.No.	Name	District	Constituency	Party	Movable Assets (Rs)	Immovable Assets (Rs)	Total Assets (Rs)	PAN Given
4	DAVID HAMAR MARWEIN	NONGSTOIN, DC	Nongstoin	IND	2,28,531	1,82,00,000	1,84,28,531 1 Cror+	N
5	MOONLIGHT PARIAT	JOWAI, DC	Jowai	NCP	91,25,749	83,24,100	1,74,49,849 1 Cror+	N
6	RANGSANDO R SYIEM	MAWKYRWAT, SDO(C)	Langrin	HPDP	1,20,000	1,70,00,000	1,71,20,000 1 Cror+	N
7	SIMON SIANGSHAI	KHLIEHRIAT, SDO(C)	Rymbai	NCP	37,62,748	95,64,600	1,33,27,348 1 Cror+	N
8	LESTON WANSWETT	SOHRA, SDO(C)	Shella	INC	23,50,000	1,00,00,000	1,23,50,000 1 Cror+	N
9	TONY CURTIS LYNGDOH	SHILLONG, DC	Malki-Nongthymmai	INC	2,63,775	1,17,00,000	1,19,63,775 1 Cror+	N
10	GOPINATH SANGMA	AMPATIGIRI, SDO(C)	Salmanpura	NCP	70,52,433	42,35,000	1,12,87,433 1 Cror+	N

Table: Top 10 high asset candidates who lost elections

## Analysis based on assets-MLAs

### Crorepati MLAs- Party wise break-up

Out of 58 MLAs analyzed from Meghalaya 2008 Assembly Elections, 15 (26% of 234 analyzed) are crorepatis. List of Party-wise crorepatis is given below:

S.No.	Party	Total MLAs analyzed	Crorepati MLAs analyzed	% of crorepati MLAs analyzed
1	INC	25	8	32%
2	UDP	11	4	36%
3	NCP	13	2	15%
4	Other	9	1	11%
<b>Grand Total</b>		<b>58</b>	<b>15</b>	<b>26%</b>

Table: Crorepati MLAs- Party wise break-up

### Average assets per MLA for major parties

The table gives the average asset per MLAs, of major parties. UDP MLAs tops the list with highest average assets. Average asset per UDP MLA is Rs 2 crores followed by INC (98 Lacs) and NCP (74 Lacs)

Party	Avg Assets	Winner Count
UDP	Rs 2,59,14,749 ~ 2 Cror+	11

Party	Avg Assets	Winner Count
INC	Rs 98,56,110 ~ 98 Lacs+	25
NCP	Rs 74,50,259 ~ 74 Lacs+	13
IND	Rs 56,13,367 ~ 56 Lacs+	5
BJP	Rs 39,52,890 ~ 39 Lacs+	1
KHNAM	Rs 18,25,528 ~ 18 Lacs+	1
HPDP	Rs 17,26,093 ~ 17 Lacs+	2
<b>Total</b>		<b>58</b>

Table: Average assets for MLAs

### Top 10 MLAs with highest assets

The table below gives the list of top 10 MLAs with highest assets.

S.No.	Name	District	Constituency	Party	Total Assets (Rs)	Movable Assets (Rs)	Immovable Assets (Rs)	Liabilities (Rs.)	PAN Given
1	METBAH LYNGDOH	MAIRANG, SDO(C)	Mairang	UDP	21,00,64,640 21 Cror+	13,66,04,640 13 Cror+	7,34,60,000 7 Cror+	1375029.00 13 Lacs+	N
2	NEHLANG LYNGDOH	KHLIEHRIAT, SDO(C)	Rymbai	INC	4,61,70,974 4 Cror+	68,13,534 68 Lacs+	3,93,57,440 3 Cror+	0.00	N
3	PURNO AGITOK SANGMA	TURA, DC	Tura	NCP	4,24,04,217 4 Cror+	1,39,36,030 1 Cror+	2,84,68,187 2 Cror+	0.00	Y
4	CHARLES PYNGROPE	SHILLONG, DC	Sohryngkham	INC	3,77,05,845 3 Cror+	35,94,645 35 Lacs+	3,41,11,200 3 Cror+	432876.00 4 Lacs+	N
5	DR. MUKUL SANGMA	AMPATIGIRI, SDO(C)	Ampatigiri	INC	3,43,18,511 3 Cror+	2,49,99,511 2 Cror+	93,19,000 93 Lacs+	0.00	N
6	LAHKMEN RYMBUI	JOWAI, DC	War-Jaintia	INC	2,50,40,376 2 Cror+	14,40,376 14 Lacs+	2,36,00,000 2 Cror+	0.00	N
7	MANAS CHAUDHURI	SHILLONG, DC	Mawprem	IND	2,06,30,515 2 Cror+	1,85,24,038 1 Cror+	21,06,477 21 Lacs+	624869.00 6 Lacs+	Y
8	DR. DONKUPAR ROY	SOHRA, SDO(C)	Shella	UDP	1,91,56,000 1 Cror+	20,56,000 20 Lacs+	1,71,00,000 1 Cror+	0.00	N
9	SAYEEDULLAH NONGRUM	TURA, DC	Rajabala	INC	1,82,15,214 1 Cror+	38,15,214 38 Lacs+	1,44,00,000 1 Cror+	0.00	N
10	ADOLF LU HITLER R. MARAK	TURA, DC	Rangsakona	NCP	1,80,68,801 1 Cror+	6,11,827 6 Lacs+	1,74,56,974 1 Cror+	5937000.00 59 Lacs+	N

Table: Top 10 MLAs with highest assets

## Top 10 MLAs with lowest assets

The table below gives the list of top 10 MLAs with lowest assets:

S.No.	Name	District	Constituency	Party	Movable Assets (Rs)	Immovable Assets (Rs)	Total Assets (Rs)	PAN Given
1	M. AMPAREEN LYNGDOH	SHILLONG, DC	Laitumkharah	UDP	23,518	0	23,518 23 Thou+	N
2	SNIAWBHALANG DHAR	JOWAI, DC	Nongbah-Wahiajer	INC	75,074	0	75,074 75 Thou+	N
3	SHRI.NIHIM D.SHIRA	WILLIAMNAGAR, DC	Songsak	NCP	1,22,840	1,50,000	2,72,840 2 Lacs+	N
4	HOPINGSTONE LYNGDOH	NONGSTOIN, DC	Nongstoin	HPDP	2,83,000	0	2,83,000 2 Lacs+	N
5	DR FRIDAY LYNGDOH	SHILLONG, DC	Mawkhar	INC	3,81,293	0	3,81,293 3 Lacs+	Y
6	DR. PHLOUR W. KHONGJEE	SOHRA, SDO(C)	Sohra	INC	1,95,000	3,00,000	4,95,000 4 Lacs+	N
7	E. C. BONIFACE BAMON	JOWAI, DC	Nartiang	NCP	2,09,457	3,00,000	5,09,457 5 Lacs+	N
8	DONBOK KHYMDEIT	NONGPOH, DC	Mawhati	UDP	90,579	6,89,000	7,79,579 7 Lacs+	N
9	PYNHNGAINLANG SYIEM	SHILLONG, DC	Mawsynram	INC	3,04,728	6,00,000	9,04,728 9 Lacs+	N
10	ISMAIL R.MARAK	TURA, DC	Rongram	IND	7,35,967	1,86,600	9,22,567 9 Lacs+	N

Table: Top 10 MLAs with lowest assets

## Top 10 MLAs with highest liabilities

Given below is the list of top 10 MLAs with highest liabilities:

S.No.	Name	District	Constituency	Party	Liabilities (Rs)	PAN Given
-------	------	----------	--------------	-------	------------------	-----------

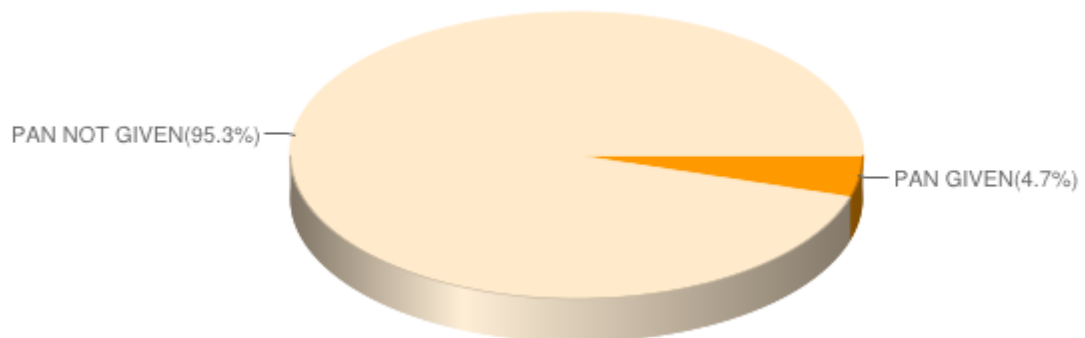
S.No.	Name	District	Constituency	Party	Liabilities (Rs)	PAN Given
1	ADOLF LU HITLER R. MARAK	TURA, DC	Rangsakona	NCP	5937000 59 Lacs+	N
2	A.L. HEK	SHILLONG, DC	Pynthorumkhrah	BJP	5272620 52 Lacs+	N
3	H. DONKUPAR R. LYNGDOH	SHILLONG, DC	Sohiong	INC	2970000 29 Lacs+	N
4	REMINGTON PYNGROPE	SHILLONG, DC	Dienglieng	UDP	2452257 24 Lacs+	N
5	JAMES PANGSANG KONGKAL SANGMA	TURA, DC	Rongchugiri	NCP	1770000 17 Lacs+	N
6	METBAH LYNGDOH	MAIRANG, SDO(C)	Mairang	UDP	1375029 13 Lacs+	N
7	MANAS CHAUDHURI	SHILLONG, DC	Mawprem	IND	624869 6 Lacs+	Y
8	SANBOR SHULLAI	SHILLONG, DC	Laban	NCP	473008 4 Lacs+	N
9	CHARLES PYNGROPE	SHILLONG, DC	Sohryngkham	INC	432876 4 Lacs+	N
10	SNIAWBHALANG DHAR	JOWAI, DC	Nongbah- Wahiajer	INC	427200 4 Lacs+	N

Table: Top 10 MLAs with highest liabilities

## Analysis based on PAN details of candidates

### Candidates-PAN not given

- 223 out of 234 candidates have not given their PAN details



Pie chart showing percentage of candidates who have given PAN details

### Crorepati candidates – PAN not given

Out of 234 candidates analyzed, 223 have not declared their PAN details. 25 crorepati candidates have not declared their PAN details even though it is part of the affidavit filed by them at the time of elections. The names of crorepati candidates who have not declared their PAN details are given below-

S. No.	Name	District	Constituency	Party	Total Assets (Rs)
1	METBAH LYNGDOH	MAIRANG, SDO(C)	Mairang	UDP	21,00,64,640 21 Cror+
2	NEHLANG LYNGDOH	KHLIEHRIAT, SDO(C)	Rymbai	INC	4,61,70,974 4 Cror+
4	CHARLES PYNGROPE	SHILLONG, DC	Sohryngkham	INC	3,77,05,845 3 Cror+
5	DR. MUKUL SANGMA	AMPATIGIRI, SDO(C)	Ampatigiri	INC	3,43,18,511 3 Cror+
6	JAMES MARVIN PARIAT	SHILLONG, DC	Pynthorumkhrah	NCP	2,66,95,000 2 Cror+
7	LAHKMEN RYMBUI	JOWAI, DC	War-Jaintia	INC	2,50,40,376 2 Cror+
8	SMT.DEBORA C.MARAK	WILLIAMNAGAR, DC	Rongrenggiri	INC	2,06,74,779 2 Cror+
10	DR. DONKUPAR ROY	SOHRA, SDO(C)	Shella	UDP	1,91,56,000 1 Cror+
11	DAVID HAMAR MARWEIN	NONGSTOIN, DC	Nongstoin	IND	1,84,28,531 1 Cror+
12	SAYEEDULLAH NONGRUM	TURA, DC	Rajabala	INC	1,82,15,214 1 Cror+
13	ADOLF LU HITLER R. MARAK	TURA, DC	Rangsakona	NCP	1,80,68,801 1 Cror+
14	MOONLIGHT PARIAT	JOWAI, DC	Jowai	NCP	1,74,49,849 1 Cror+
15	RANGSANDOR SYIEM	MAWKYRWAT, SDO(C)	Langrin	HPDP	1,71,20,000 1 Cror+
16	J. ANTONIUS LYNGDOH	SHILLONG, DC	Nongspung	UDP	1,63,03,628 1 Cror+
17	E.K.MAWLONG	NONGPOH, DC	Umroi	UDP	1,50,32,224 1 Cror+
18	SIMON SIANGSHAI	KHLIEHRIAT, SDO(C)	Rymbai	NCP	1,33,27,348 1 Cror+
19	LESTON WANSWETT	SOHRA, SDO(C)	Shella	INC	1,23,50,000 1 Cror+
20	COMINGONE YMBON	JOWAI, DC	Raliang	INC	1,21,31,181 1 Cror+
21	TONY CURTIS LYNGDOH	SHILLONG, DC	Malki- Nongthymmai	INC	1,19,63,775 1 Cror+
22	GOPINATH SANGMA	AMPATIGIRI, SDO(C)	Salmanpura	NCP	1,12,87,433 1 Cror+
23	H. DONKUPAR R. LYNGDOH	SHILLONG, DC	Sohiong	INC	1,12,50,000 1 Cror+
24	DR. D.D. LAPANG	NONGPOH, DC	Nongpoh	INC	1,08,09,114 1 Cror+
25	D. PLASLANDING IANGJUH	SHILLONG, DC	Mawsynram	UDP	1,02,00,000 1 Cror+

Table: Crorepati candidates – PAN not given

## Analysis based on PAN details of MLAs

### Crorepati MLAs – PAN not given

Out of 58 MLAs analyzed, 53 MLAs have not declared their PAN details. 12 crorepati MLAs have not declared their PAN details even though it is part of the affidavit filed by them at the time of elections. The names of these MLAs are given below-

S.No.	Name	District	Constituency	Party	Movable Assets (Rs)	Immovable Assets (Rs)	Total Assets (Rs)
1	METBAH LYNGDOH	MAIRANG, SDO(C)	Mairang	UDP	13,66,04,640	7,34,60,000	21,00,64,640 21 Cror+
2	NEHLANG LYNGDOH	KHLIEHRIAT, SDO(C)	Rymbai	INC	68,13,534	3,93,57,440	4,61,70,974 4 Cror+
4	CHARLES	SHILLONG,	Sohryngkham	INC	35,94,645	3,41,11,200	3,77,05,845

S.No.	Name	District	Constituency	Party	Movable Assets (Rs)	Immovable Assets (Rs)	Total Assets (Rs)
	PYNGROPE	DC					3 Cror+
5	DR. MUKUL SANGMA	AMPATIGIRI, SDO(C)	Ampatigiri	INC	2,49,99,511	93,19,000	3,43,18,511 3 Cror+
6	LAHKMEN RYMBUI	JOWAI, DC	War-Jaintia	INC	14,40,376	2,36,00,000	2,50,40,376 2 Cror+
8	DR. DONKUPAR ROY	SOHRA, SDO(C)	Shella	UDP	20,56,000	1,71,00,000	1,91,56,000 1 Cror+
9	SAYEEDULLAH NONGRUM	TURA, DC	Rajabala	INC	38,15,214	1,44,00,000	1,82,15,214 1 Cror+
10	ADOLF LU HITLER R. MARAK	TURA, DC	Rangsakona	NCP	6,11,827	1,74,56,974	1,80,68,801 1 Cror+
11	J. ANTONIUS LYNGDOH	SHILLONG, DC	Nongspung	UDP	28,03,628	1,35,00,000	1,63,03,628 1 Cror+
12	E.K.MAWLONG	NONGPOH, DC	Umroi	UDP	41,42,224	1,08,90,000	1,50,32,224 1 Cror+
13	COMINGONE YMBON	JOWAI, DC	Raliang	INC	71,81,181	49,50,000	1,21,31,181 1 Cror+
14	H. DONKUPAR R. LYNGDOH	SHILLONG, DC	Sohiong	INC	40,50,000	72,00,000	1,12,50,000 1 Cror+
15	DR. D.D. LAPANG	NONGPOH, DC	Nongpoh	INC	28,79,114	79,30,000	1,08,09,114 1 Cror+

Table: Crorepati MLAs – PAN not given



## Analysis based on Educational Background of candidates

### Overall Education Report

- A total of 3 (1.28%) candidates out of 234 analyzed have only educational qualification equivalent to 8<sup>th</sup> standard or below.
- A total of 147 (63%) candidates (out of 234 analyzed) are graduates or with higher educational qualifications.

Education Group	Candidates
Literate	1
5th Pass	1
8th Pass	1
10th Pass	22
12th Pass	52
Graduate	93
Graduate Professional	23
Post Graduate	25
Doctorate	6
Others	2
Not Given	8
Total	234

Table: Analysis of candidates on the basis of education

### Education analysis of candidates- party-wise

INC has 42 candidates (76%) out of 55 analyzed, who are graduates or with higher educational qualification, followed by 25 (54%) candidates out of 45 of NCP and 26 (65%) out of 40 candidates of UDP. Party-wise breakup of education details of candidates are given below.

Party/Education	Literate	5th Pass	8th Pass	10th Pass	12th Pass	Graduate	Graduate Professional	Post Graduate	Doctorate	Others	Not Given	Total
INC	0	1	1	4	6	31	5	5	1	0	1	55
NCP	1	0	0	3	11	15	4	5	1	1	4	45
UDP	0	0	0	3	10	14	5	4	3	0	1	40
IND	0	0	0	6	7	9	2	5	0	1	1	31
MDP	0	0	0	0	7	3	1	2	0	0	0	13
BJP	0	0	0	0	3	7	1	1	0	0	0	12
KHNAM	0	0	0	2	2	6	1	1	1	0	1	14
LJP	0	0	0	1	4	2	1	1	0	0	0	9

Party/Education	Literate	5th Pass	8th Pass	10th Pass	12th Pass	Graduate	Graduate Professional	Post Graduate	Doctorate	Others	Not Given	Total
HPDP	0	0	0	3	2	3	2	1	0	0	0	11
UPD	0	0	0	0	0	1	1	0	0	0	0	2
GNC	0	0	0	0	0	1	0	0	0	0	0	1
HPDF	0	0	0	0	0	1	0	0	0	0	0	1
Total	1	1	1	22	52	93	23	25	6	2	8	234

Table: Education analysis of candidates – party-wise

### List of Candidates who have completed education till 5<sup>th</sup> standard and below

Given below is the list of candidates who have completed education till 5<sup>th</sup> standard and below.

District	Constituency	Candidate	Party	Education
JOWAI- DC	Raliang	COMINGONE YMBON	INC	8th
JOWAI- DC	War-Jaintia	PAUL LAMIN	NCP	literate
KHLIEHRIAT- SDO(C)	Rymbai	NEHLANG LYNGDOH	INC	5th

Table: List of candidates who have completed education till 5<sup>th</sup> standard and below

### List of Candidates who are Doctorate.

Given below is the list of candidates who are Doctorate.

District	Constituency	Candidate	Party	Education
JOWAI- DC	Jowai	ROYTRE CHRISTOPHER LALOO	INC	doctorate
JOWAI- DC	Nartiang	HENRY LAMIN	UDP	doctorate
SHILLONG- DC	Laitumkharah	M. AMPAREEN LYNGDOH	UDP	doctorate
SHILLONG- DC	Malki-Nongthymmai	JEMINO MAWTHOH	NCP	doctorate
SHILLONG- DC	Sohryngkham	DR. OSAPHI SMITHSON JYRWA	KHNAM	doctorate
SOHRA- SDO(C)	Shella	DR. DONKUPAR ROY	UDP	doctorate

Table: List of candidates who are Doctorate and above

## Analysis based on Educational Background of MLAs

### Overall Education Report

- A total of 7 (12%) MLAs out of 58 analyzed have only educational qualification equivalent to 10<sup>th</sup> standard or below.
- A total of 37 (64%) MLAs (out of 58 analyzed) are graduate or with higher educational qualifications.

Education Group	No of candidates
5th Pass	1
8th Pass	1
10th Pass	5
12th Pass	11
Graduate	23
Graduate Professional	6
Post Graduate	5
Doctorate	3
Others	1
Not Given	2
Total	58

Table: Analysis of MLAs on the basis of education

### Education analysis of MLAs- party-wise

INC has 18 MLAs (31%) out of 58 analyzed, who are graduates or with higher educational qualification, followed by 7 (12%) MLAs of NCP. Party-wise breakup of education details of MLAs are given below.

Party/ Education	5th Pass	8th Pass	10th Pass	12th Pass	Graduate	Graduate Professional	Post Graduate	Doctorate	Others	Not Given	Total
INC	1	1	3	2	14	1	2	1	0	0	25
NCP	0	0	0	4	4	1	2	0	0	2	13
UDP	0	0	1	3	3	2	0	2	0	0	11
IND	0	0	1	0	2	1	0	0	1	0	5
KHNA M	0	0	0	0	0	0	1	0	0	0	1
HPDP	0	0	0	1	0	1	0	0	0	0	2
BJP	0	0	0	1	0	0	0	0	0	0	1
Total	1	1	5	11	23	6	5	3	1	2	58

Table: Education analysis of MLAs – party-wise

## List of MLAs who have completed education till 5<sup>th</sup> standard and below

Given below is the list of MLAs who have completed education below 5<sup>th</sup> standard and below.

District	Constituency	Candidate	Party	Education
KHLIEHRIAT- SDO(C)	Rymbai	NEHLANG LYNGDOH	INC	5th

Table: List of MLAs who have completed education till 5<sup>th</sup> standard and below

## List of MLAs who are Doctorate

Given below is the list of MLAs who are Doctorate


District	Constituency	Candidate	Party	Education
JOWAI- DC	Jowai	ROYTRE CHRISTOPHER LALOO	INC	doctorate
SHILLONG- DC	Laitumkharah	M. AMPAREEN LYNGDOH	UDP	doctorate
SOHRA- SDO(C)	Shella	DR. DONKUPAR ROY	UDP	doctorate

Table: List of MLAs who are Doctorate

## Analysis based on Gender-candidates

### Women's representation in the Assembly Election

Out of the 234 candidates analyzed in the Meghalaya Assembly Elections 2008, only 8 are women.



Pie chart showing the percentage of women candidates to men

### Party-wise analysis based gender – Candidates

Out of 313 candidates in 2008 Meghalaya assembly election, only 19 or 6% are women. Out of these 119 only 1 emerged as an MLA.


Party	Male	% male	Female	% female	Total
INC	54	98	1	2	55
NCP	43	96	2	4	45
UDP	38	95	2	5	40
IND	31	100	0	0	31
KHNAM	14	100	0	0	14
BJP	12	100	0	0	12
MDP	11	85	2	15	13
HPDP	11	100	0	0	11
LJP	8	89	1	11	9
UPD	2	100	0	0	2
GNC	1	100	0	0	1
HPDF	1	100	0	0	1
<b>Total</b>	<b>226</b>	<b>97</b>	<b>8</b>	<b>3</b>	<b>234</b>

Table: Partywise analysis based on gender - candidates

## Analysis based on gender – MLAs

### Women's Representation in the Assembly Election

Out of 58 MLAs analyzed in the Meghalaya Assembly Elections, 2008, only 1 is a woman.



Pie chart showing the percentage of women MLAs to men

### Party-wise analysis based on gender – MLAs

Out of 58 MLA's in 2008 Meghalaya assembly election, only 1 is a woman.

Party/IPC	Male	Female	Total
INC	25	0	25
NCP	13	0	13
UDP	10	1	11
IND	5	0	5
HPDP	2	0	2
BJP	1	0	1
KHNAM	1	0	1
<b>Total</b>	<b>57</b>	<b>1</b>	<b>58/58</b>

Table: Party-wise analysis based on gender – MLAs

## Analysis based on age – Candidates

### Analysis Based on Age group – Candidates

- A total of 16 candidates of the 234 analyzed have declared their age to be less than 30 years
- A total of 3 candidates out of the total analyzed are more than 71 years of age.

Age Group	Number of Candidates
Unknown	0
1-24	0
25-30	16
31-40	69
41-50	70
51-60	52
61-70	24
71-80	3
81-110	0
Total	234

Table: Age analysis of candidates

### Age analysis of Candidates – Party-wise

The following table gives the party-wise age analysis of candidates:-

Party/Age	25-35	36-45	46-55	56-65	66-75	76+	Total
NCP	7	23	6	8	1	0	<b>45</b>
INC	7	18	17	8	3	2	<b>55</b>
IND	8	15	1	7	0	0	<b>31</b>
UDP	7	11	12	10	0	0	<b>40</b>
HPDP	1	2	1	6	0	1	<b>11</b>
MDP	2	1	4	5	1	0	<b>13</b>
KHNAM	5	3	3	3	0	0	<b>14</b>
BJP	5	2	1	4	0	0	<b>12</b>
LJP	3	4	1	1	0	0	<b>9</b>
GNC	0	0	1	0	0	0	<b>1</b>
HPDF	0	0	1	0	0	0	<b>1</b>
UPD	0	1	0	1	0	0	<b>2</b>

Total	45	80	48	53	5	3	234
-------	----	----	----	----	---	---	-----

Table: Age analysis of candidates – Party-wise

### Analysis based on age – MLAs

#### Analysis Based on Age group – MLAs

- A total of 4 MLAs of the 199 analyzed have declared their age to be less than 30 years
- A total of 2 MLAs out of the total analyzed are more than 71 years of age.

Age Group	Number of Candidates
Unknown	0
1-24	0
25-30	4
31-40	18
41-50	17
51-60	14
61-70	3
71-80	2
81-110	0
<b>Total</b>	<b>58</b>

Table: Age analysis of MLAs

#### Age Analysis of MLAs- party-wise

The following table gives the party wise age analysis of MLAs:-

Party/Age	Unknown	25-35	36-45	46-55	56-65	66-75	76+	Total
INC	0	3	9	7	3	2	1	<b>25</b>
NCP	0	3	3	3	4	0	0	<b>13</b>
UDP	0	1	3	4	3	0	0	<b>11</b>
IND	0	1	3	0	1	0	0	<b>5</b>
KHNAM	0	1	0	0	0	0	0	<b>1</b>
HPDP	0	1	0	0	0	0	1	<b>2</b>
BJP	0	0	1	0	0	0	0	<b>1</b>
<b>Total</b>	<b>0</b>	<b>10</b>	<b>19</b>	<b>14</b>	<b>11</b>	<b>2</b>	<b>2</b>	<b>58</b>

Table: Age analysis of MLAs - party-wise



## Analysis of Council of Ministers

### Pending criminal cases details against Ministers

Meghalaya Election Watch (REW) analyzed affidavits of 12 Council Ministers. There are no pending criminal cases against any Ministers.

### Crorepati Ministers with PAN details

There are 3 crorepati Ministers in the Meghalaya's Council of Ministers. Mukul Sangma of Ampatigiri tops the list with of Rs 3.43 crore, followed by J. Antonius Lyngdoh of Nungspung has assets worth Rs 1.63 crore and H. DONKUPAR R. LYNGDOH of Sohiong with assets worth Rs 1.12 crores. The details of crorepati Ministers are given below:

S. No.	District	Constituency	Candidate	Party	Total Assets
1	AMPATIGIRI- SDO(C)	Ampatigiri	DR. MUKUL SANGMA	INC	34318511
2	SHILLONG- DC	Nongspung	J. ANTONIUS LYNGDOH	UDP	16303628
3	SHILLONG- DC	Sohiong	H. DONKUPAR R. LYNGDOH	INC	11250000

Table: - Crorepati Ministers

### Full assets details of Ministers

The table below provides the assets details of ministers

District	Constituency	Candidate	Party	Total Assets	Movable Assets	Immovable Assets
AMPATIGIRI- SDO(C)	Ampatigiri	DR. MUKUL SANGMA	INC	34318511	24999511	9319000
SHILLONG- DC	Malki-Nongthymmai	B.M. LANONG	UDP	3815000	515000	3300000
MAWKYRWAT- SDO(C)	Mawkyrwat	ROWELL LYNGDOH	INC	1388908	688908	700000
SHILLONG- DC	Nongspung	J. ANTONIUS LYNGDOH	UDP	16303628	2803628	13500000
TURA- DC	Phulbari	ABU TAHER MONDAL	IND	2274053	185653	2088400
JOWAI- DC	Jowai	ROYTRE CHRISTOPHER LALOO	INC	7335102	2165102	5170000
SHILLONG- DC	Lyngkyrdem	PRESTONE TYNSONG	INC	4126998	579605	3547393
SHILLONG- DC	Sohiong	H. DONKUPAR R. LYNGDOH	INC	11250000	4050000	7200000
SHILLONG- DC	Laitumkharah	M. AMPAREEN LYNGDOH	UDP	23518	23518	0
SHILLONG- DC	Pynthorumkhrah	A.L. HEK	BJP	3952890	1317890	2635000
KHLIEHRIAT- SDO(C)	Sutnga-Shangpung	SHITLANG PALE	INC	5959636	4974636	985000
TURA- DC	Dalamgiri	SALENG SANGMA	INC	5292012	2277012	3015000

Table- Assets details of ministers

**Full asset details of MLAs of Meghalaya Assembly Elections, 2008**

S.No.	Name	District	Constituency	Party	Total Assets (Rs)	Movable Assets (Rs)	Immovable Assets (Rs)	Liabilities (Rs.)	PAN Given
1	METBAH LYNGDOH	MAIRANG, SDO(C)	Mairang	UDP	21,00,64,640 21 Cror+	13,66,04,640 13 Cror+	7,34,60,000 7 Cror+	1375029.00 13 Lacs+	N
2	NEHLANG LYNGDOH	KHLIEHRIAT, SDO(C)	Rymbai	INC	4,61,70,974 4 Cror+	68,13,534 68 Lacs+	3,93,57,440 3 Cror+	0.00	N
3	PURNO AGITOK SANGMA	TURA, DC	Tura	NCP	4,24,04,217 4 Cror+	1,39,36,030 1 Cror+	2,84,68,187 2 Cror+	0.00	Y
4	CHARLES PYNGROPE	SHILLONG, DC	Sohryngkham	INC	3,77,05,845 3 Cror+	35,94,645 35 Lacs+	3,41,11,200 3 Cror+	432876.00 4 Lacs+	N
5	DR. MUKUL SANGMA	AMPATIGIRI, SDO(C)	Ampatigiri	INC	3,43,18,511 3 Cror+	2,49,99,511 2 Cror+	93,19,000 93 Lacs+	0.00	N
6	LAHKMEN RYMBUI	JOWAI, DC	War-Jaintia	INC	2,50,40,376 2 Cror+	14,40,376 14 Lacs+	2,36,00,000 2 Cror+	0.00	N
7	MANAS CHAUDHURI	SHILLONG, DC	Mawprem	IND	2,06,30,515 2 Cror+	1,85,24,038 1 Cror+	21,06,477 21 Lacs+	624869.00 6 Lacs+	Y
8	DR. DONKUPAR ROY	SOHRA, SDO(C)	Shella	UDP	1,91,56,000 1 Cror+	20,56,000 20 Lacs+	1,71,00,000 1 Cror+	0.00	N
9	SAYEEDULLA H NONGRUM	TURA, DC	Rajabala	INC	1,82,15,214 1 Cror+	38,15,214 38 Lacs+	1,44,00,000 1 Cror+	0.00	N
10	ADOLF LU HITLER R. MARAK	TURA, DC	Rangsakona	NCP	1,80,68,801 1 Cror+	6,11,827 6 Lacs+	1,74,56,974 1 Cror+	5937000.00 59 Lacs+	N
11	J. ANTONIUS LYNGDOH	SHILLONG, DC	Nongspung	UDP	1,63,03,628 1 Cror+	28,03,628 28 Lacs+	1,35,00,000 1 Cror+	0.00	N
12	E.K.MAWLONG	NONGPOH, DC	Umroi	UDP	1,50,32,224 1 Cror+	41,42,224 41 Lacs+	1,08,90,000 1 Cror+	0.00	N
13	COMINGON E YMBON	JOWAI, DC	Raliang	INC	1,21,31,181 1 Cror+	71,81,181 71 Lacs+	49,50,000 49 Lacs+	0.00	N
14	H. DONKUPAR R. LYNGDOH	SHILLONG, DC	Sohiong	INC	1,12,50,000 1 Cror+	40,50,000 40 Lacs+	72,00,000 72 Lacs+	2970000.00 29 Lacs+	N
15	DR. D.D. LAPANG	NONGPOH, DC	Nongpoh	INC	1,08,09,114 1 Cror+	28,79,114 28 Lacs+	79,30,000 79 Lacs+	0.00	N
16	CONRAD KONGKAL SANGMA	TURA, DC	Selsella	NCP	83,97,477 83 Lacs+	79,47,477 79 Lacs+	4,50,000 4 Lacs+	0.00	N
17	ROYTRE CHRISTOPHER LALOO	JOWAI, DC	Jowai	INC	73,35,102 73 Lacs+	21,65,102 21 Lacs+	51,70,000 51 Lacs+	0.00	N

S.No.	Name	District	Constituency	Party	Total Assets (Rs)	Movable Assets (Rs)	Immovable Assets (Rs)	Liabilities (Rs.)	PAN Given
18	JAMES PANGSANG KONGKAL SANGMA	TURA, DC	Rongchugiri	NCP	72,28,900 72 Lacs+	37,60,000 37 Lacs+	34,68,900 34 Lacs+	1770000.00 17 Lacs+	N
19	FOUNDER STRONG CAJEE	SHILLONG, DC	Mawlai	INC	70,26,058 70 Lacs+	9,87,558 9 Lacs+	60,38,500 60 Lacs+	15169.00 15 Thou+	N
20	NIMARSON MOMIN	AMPATIGIRI, SDO(C)	Salmanpura	UDP	67,16,731 67 Lacs+	35,16,731 35 Lacs+	32,00,000 32 Lacs+	0.00	N
21	SHITLANG PALE	KHLIEHRIAT, SDO(C)	Sutnga-Shangpung	INC	59,59,636 59 Lacs+	49,74,636 49 Lacs+	9,85,000 9 Lacs+	0.00	N
22	REMINGTON PYNGROPE	SHILLONG, DC	Dienglieng	UDP	57,15,705 57 Lacs+	2,15,705 2 Lacs+	55,00,000 55 Lacs+	2452257.00 24 Lacs+	N
23	SALENG SANGMA	TURA, DC	Dalamgiri	INC	52,92,012 52 Lacs+	22,77,012 22 Lacs+	30,15,000 30 Lacs+	0.00	N
24	FRANKENSTEIN MOMIN	RESUBELPARA, SDO(C)	Mendipathar	INC	50,82,000 50 Lacs+	4,82,000 4 Lacs+	46,00,000 46 Lacs+	0.00	N
25	SANBOR SHULLAI	SHILLONG, DC	Laban	NCP	48,79,718 48 Lacs+	4,82,300 4 Lacs+	43,97,418 43 Lacs+	473008.00 4 Lacs+	N
26	ARDENT MILLER BASAIAWM OIT	SHILLONG, DC	Nongkrem	UDP	44,38,977 44 Lacs+	1,31,245 1 Lacs+	43,07,732 43 Lacs+	0.00	N
27	SHRI.MARCUISE N.MARAK	WILLIAMNAGAR, DC	Rongrenggiri	NCP	41,94,607 41 Lacs+	2,44,607 2 Lacs+	39,50,000 39 Lacs+	0.00	N
28	PRESTONE TYNSONG	SHILLONG, DC	Lyngkyrdem	INC	41,26,998 41 Lacs+	5,79,605 5 Lacs+	35,47,393 35 Lacs+	0.00	N
29	A.L. HEK	SHILLONG, DC	Pyinthorumkrah	BJP	39,52,890 39 Lacs+	13,17,890 13 Lacs+	26,35,000 26 Lacs+	5272620.00 52 Lacs+	N
30	B.M. LANONG	SHILLONG, DC	Malki-Nongthymmai	UDP	38,15,000 38 Lacs+	5,15,000 5 Lacs+	33,00,000 33 Lacs+	150000.00 1 Lacs+	N
31	ABDUS SALEH	AMPATIGIRI, SDO(C)	Mahendraganj	INC	37,73,726 37 Lacs+	12,09,026 12 Lacs+	25,64,700 25 Lacs+	0.00	Y
32	JOHN MANNER MARAK	RESUBELPARA, SDO(C)	Bajengdoba	NCP	33,95,319 33 Lacs+	8,95,319 8 Lacs+	25,00,000 25 Lacs+	0.00	N
33	DR. ADVISER PARIONG	NONGSTOIN, DC	Pariong	HPDP	31,69,186 31 Lacs+	26,74,036 26 Lacs+	4,95,150 4 Lacs+	0.00	N
34	DON KUPAR MASSAR	SHILLONG, DC	Nongshken	IND	31,07,000 31 Lacs+	31,07,000 31 Lacs+	0	389000.00 3 Lacs+	N
35	J. DRINGWELL RYMBAI	NONGPOH, DC	Jirang	UDP	30,16,241 30 Lacs+	21,16,241 21 Lacs+	9,00,000 9 Lacs+	0.00	N
36	RONNIE V. LYNGDOH	SHILLONG, DC	Mylliem	INC	27,75,000 27 Lacs+	4,35,000 4 Lacs+	23,40,000 23 Lacs+	0.00	N
37	ABU TAHER MONDAL	TURA, DC	Phulbari	IND	22,74,053 22 Lacs+	1,85,653 1 Lacs+	20,88,400 20 Lacs+	264500.00 2 Lacs+	Y
38	TIMOTHY SHIRA	RESUBELPARA, SDO(C)	Resubelpara	NCP	22,24,407 22 Lacs+	3,72,907 3 Lacs+	18,51,500 18 Lacs+	0.00	N

S.No.	Name	District	Constituency	Party	Total Assets (Rs)	Movable Assets (Rs)	Immovable Assets (Rs)	Liabilities (Rs.)	PAN Given
39	SHRI.OMILLO K.SANGMA	WILLIAMNAGAR, DC	Kharkutta	NCP	18,70,409 18 Lacs+	1,20,000 1 Lacs+	17,50,409 17 Lacs+	0.00	N
40	PAUL LYNGDOH	SHILLONG, DC	Jaiaw	KHNAM	18,25,528 18 Lacs+	8,25,528 8 Lacs+	10,00,000 10 Lacs+	0.00	N
41	MARTIN M. DANGGO	MAWKYRWAT, SDO(C)	Langrin	INC	17,88,616 17 Lacs+	5,13,616 5 Lacs+	12,75,000 12 Lacs+	0.00	N
42	SAMUEL SANGMA	TURA, DC	Dalu	INC	17,76,924 17 Lacs+	3,16,924 3 Lacs+	14,60,000 14 Lacs+	0.00	N
43	MASONSING SANGMA	BAGHMARA, DC	Chokpot	NCP	17,76,657 17 Lacs+	7,24,657 7 Lacs+	10,52,000 10 Lacs+	0.00	N
44	SHRI.DESANG M.SANGMA	WILLIAMNAGAR, DC	Rongjeng	NCP	16,30,559 16 Lacs+	16,30,559 16 Lacs+	0	0.00	N
45	ROWELL LYNGDOH	MAWKYRWAT, SDO(C)	Mawkyrwat	INC	13,88,908 13 Lacs+	6,88,908 6 Lacs+	7,00,000 7 Lacs+	0.00	N
46	FRANCIS PONDIT R. SANGMA	NONGSTOIN, DC	Mawthengkut	INC	13,59,362 13 Lacs+	4,59,362 4 Lacs+	9,00,000 9 Lacs+	0.00	N
47	AUGUSTINE D.MARAK	TURA, DC	Dadenggiri	INC	12,21,104 12 Lacs+	3,71,104 3 Lacs+	8,50,000 8 Lacs+	0.00	N
48	LIMISON SANGMA	TURA, DC	Tikrikilla	IND	11,32,698 11 Lacs+	4,77,698 4 Lacs+	6,55,000 6 Lacs+	0.00	N
49	ISMAIL R.MARAK	TURA, DC	Rongram	IND	9,22,567 9 Lacs+	7,35,967 7 Lacs+	1,86,600 1 Lacs+	0.00	N
50	PYNSHNGAI NLANG SYIEM	SHILLONG, DC	Mawsynram	INC	9,04,728 9 Lacs+	3,04,728 3 Lacs+	6,00,000 6 Lacs+	0.00	N
51	DONBOK KHYMDEIT	NONGPOH, DC	Mawhati	UDP	7,79,579 7 Lacs+	90,579 90 Thou+	6,89,000 6 Lacs+	0.00	N
52	E. C. BONIFACE BAMON	JOWAI, DC	Nartiang	NCP	5,09,457 5 Lacs+	2,09,457 2 Lacs+	3,00,000 3 Lacs+	0.00	N
53	DR. PHLOUR W. KHONGJEE	SOHRA, SDO(C)	Sohra	INC	4,95,000 4 Lacs+	1,95,000 1 Lacs+	3,00,000 3 Lacs+	0.00	N
54	DR FRIDAY LYNGDOH	SHILLONG, DC	Mawkhara	INC	3,81,293 3 Lacs+	3,81,293 3 Lacs+	0	0.00	Y
55	HOPINGSTONE LYNGDOH	NONGSTOIN, DC	Nongstoin	HPDP	2,83,000 2 Lacs+	2,83,000 2 Lacs+	0	0.00	N
56	SHRI.NIHIM D.SHIRA	WILLIAMNAGAR, DC	Songsak	NCP	2,72,840 2 Lacs+	1,22,840 1 Lacs+	1,50,000 1 Lacs+	0.00	N
57	SNIAWBHALANG DHAR	JOWAI, DC	Nongbah-Wahiajer	INC	75,074 75 Thou+	75,074 75 Thou+	0	427200.00 4 Lacs+	N
58	M. AMPAREEN LYNGDOH	SHILLONG, DC	Laitumkhara	UDP	23,518 23 Thou+	23,518 23 Thou+	0	127711.00 1 Lacs+	N

Table: Full asset details of MLAs of Meghalaya Assembly, 2008

## Full details of pending criminal cases on MLAs of Meghalaya Assembly Elections, 2008

S. No.	Name	State/District	Constituency	Party	Serious IPC Counts	Total No of Cases	Brief Details of serious IPC Counts
1	SHRI.MARCUISE N.MARAK	WILLIAMNAGAR, DC	Rongrenggiri	NCP	1	1	1 charges related to Sedition

Table: Full details of pending criminal cases on MLAs

## LIST OF SERIOUS IPC SECTIONS CONSIDERED FOR THIS REPORT

Serious IPC Section	Description
121	Waging, or attempting to wage war, or abetting waging of war, against the Government of India
121A	Conspiracy to commit offences punishable by section 121
122	Collecting arms, etc., with intention of waging war against the Government of India
123	Concealing with intent to facilitate design to wage war
124	Assaulting President, Governor, etc., with intent to compel or restrain the exercise of any lawful power
124A	Sedition
153A	Promoting enmity between different groups on grounds of religion, race, place of birth, residence, language, etc., and doing acts prejudicial to maintenance of harmony
171B	Bribery
171C	Undue influence at elections
171D	Personation at elections
171E	Bribery
171F	undue influence or personation at an election
171G	False statement in connection with an election
171H	Illegal payments in connection with an election
171I	Failure to keep election accounts
172	Absconding to avoid service of summons or other proceeding
177	Furnishing false information
181	False statement on oath or affirmation to public servant or person authorized to administer an oath or affirmation
191	Giving false evidence
192	Fabricating false evidence
193	false evidence
194	Giving or fabricating false evidence with intent to procure conviction of capital offence

Serious IPC Section	Description
195	Giving or fabricating false evidence with intent to procure conviction of offence punishable with imprisonment for life or imprisonment
196	Using evidence known to be false
197	Issuing or signing false certificate
198	Using as true a certificate known to be false
230	Coin defined
231	Counterfeiting coin
232	Counterfeiting Indian coin
233	Making or selling instrument for counterfeiting coin
234	Making or selling instrument for counterfeiting Indian coin
235	Possession of instrument, or material for the purpose of using the same for counterfeiting coin
236	Abetting in India the counterfeiting out of India of coin
237	Import or export of counterfeit coin
238	Import or export of counterfeits of the India coin
239	Delivery of coin, possessed with knowledge that it is counterfeit
240	Delivery of Indian coin, possessed with knowledge that it is counterfeit
241	Delivery of coin as genuine, which, when first possessed, the deliverer did not know to be counterfeit
242	Possession of counterfeit coin by person who knew it to be counterfeit when he became possess thereof
243	Possession of Indian coin by person who knew it to be counterfeit when he became possessed thereof
244	Person employed in mint causing coin to be of different weight or composition from that fixed by law
245	Unlawfully taking coining instrument from mint
246	Fraudulently or dishonestly diminishing weight or altering composition of coin
247	Fraudulently or dishonestly diminishing weight or altering composition of Indian coin
248	Altering appearance of coin with intent that it shall pass as coin of different description
249	Altering appearance of India coin with intent that it shall pass as coin of different description
250	Delivery of coin, possessed with knowledge that it is altered
251	Delivery of Indian coin, possessed with knowledge that it is altered
252	Possession of coin by person who knew it to be altered when he became possessed thereof
253	Possession of Indian coin by person who knew it to be altered when he became possessed thereof
254	Delivery of coin as genuine, which, when first possess, the deliverer did not know to be altered
255	Counterfeiting Government stamp
256	Having possession of instrument or material for counterfeiting Government stamp
257	Making or selling instrument for counterfeiting Government stamp
258	Sale of counterfeit Government stamp
259	Having possession of counterfeit Government stamp
260	Using as genuine a Government stamp known to be a counterfeit
274	Adulteration of drugs
275	Sale of adulterated drugs
292	Sale, etc., or obscene books, etc.
292A	Printing etc. of grossly indecent or scurrilous matter or matter intended for blackmail

Serious IPC Section	Description
293	Sale, etc., of obscene objects to young person
294	Obscene acts and songs
295	Injuring or defiling place of worship with intent to insult the religion of any class
295A	Deliberate and malicious acts, intended to outrage religious feelings or any class by insulting its religion or religious beliefs
299	Culpable homicide
300	Murder
301	Culpable homicide by causing death of person other than person whose death was intended
302	Murder
303	murder by life-convict
304	culpable homicide not amounting to murder
304A	Causing death by negligence
304B	Dowry death
305	Abetment of suicide of child or insane person
306	Abetment of suicide
307	Attempt to murder
308	Attempt to commit culpable homicide
324	Voluntarily causing hurt by dangerous weapons or means
325	voluntarily causing grievous hurt
326	Voluntarily causing grievous hurt by dangerous weapons or means
343	Wrongful confinement for three or more days
344	Wrongful confinement for ten or more days
359	Kidnapping
360	Kidnapping from India
361	Kidnapping from lawful guardianship
362	Abduction
363	kidnapping
363A	Kidnapping or maiming a minor for purposes of begging
364	Kidnapping or abducting in order to murder
364A	Kidnapping for ransom, etc.
365	Kidnapping or abducting with intent secretly and wrongfully to confine person
366	Kidnapping, abducting or inducing woman to compel her marriage, etc.
366A	Procreation of minor girl
366B	Importation of girl from foreign country
367	Kidnapping or abducting in order to subject person to grievous hurt, slavery, etc.
368	Wrongfully concealing or keeping in confinement, kidnapped or abducted person
369	Kidnapping or abducting child under ten years with intent to steal from its person
370	Buying or disposing of any person as slave
371	Habitual dealing in slave
372	Selling minor for purposes of prostitution, etc.

Serious IPC Section	Description
373	Buying minor for purposes of prostitution, etc.
374	Unlawful compulsory labour
375	Rape
376	rape
378	Theft
379	theft
380	Theft in dwelling house, etc.
381	Theft by clerk or servant of property in possession of master
382	Theft after preparation made for causing death, hurt or restraint in order to the committing of the theft
383	Extortion
384	Extortion
390	Robbery
391	Dacoity
392	Robbery
393	Attempt to commit robbery
395	Dacoity
396	Dacoity with murder

## DISCLAIMER

All information about MLAs and Ministers in this report has been taken from the affidavits filed by candidates with their nomination papers. Copies of affidavits were obtained from the Election Commission (Website <http://eci.nic.in>). While all efforts have been made to ensure that the information is in keeping with what is mentioned in the affidavits, in case of discrepancy between information in this report and that given in the affidavits, the information reported in the affidavits filed by candidates should be treated as correct. Association for Democratic Reforms, Meghalaya Election Watch and their volunteers are not responsible or liable for any damage arising directly or indirectly from the publication of this report.