

Tamil Nadu

Lok Sabha 2009 Elections

CONTENTS

Executive summary for candidates & MPs.....	807
Voting and winning trend.....	809
Analysis based on pending criminal cases.....	811
Pending criminal cases- analysis for candidates.....	811
Party wise break up for candidates with pending criminal cases	811
Serious crimes distribution for candidates– Party wise	813
Details for candidates based on pending criminal cases.....	815
Pending criminal cases- analysis for MPs	818
Party wise break up for MPs with pending criminal cases.....	819
Party wise comparison of pending criminal cases on candidates : LS 2004 vs. LS 2009	820
MPs with serious pending criminal cases.....	821
Analysis based on assets.....	822
Analysis based on assets – for candidates	822
Average assets for Candidates.....	823
Top 20 crorepati candidates.....	824
Analysis based on assets- for MPs.....	825
Chances of winning based on assets.....	826
Crorepati MPs- Party wise break up.....	826
Average assets per MPs for Major parties:	827
Asset position in constituency among candidates and chances of winning.....	828
Crorepati MPs – PAN not given	829
Details of top 20 MPs based on maximum assets.....	830
Female representation in Lok Sabha 2009 elections	831
Full Asset and pending criminal cases details.....	832
Assets for all MPs from Tamil Nadu in Lok Sabha 2009.....	832
Full details of pending criminal cases on MPs from Tamil Nadu	835

Tamil Nadu Election Watch*

Lok Sabha elections 2009

Lok Sabha 2009 elections for all 39 constituencies were held in Tamil Nadu on May 13, 2009. This chapter includes the analysis of voting trend, criminalization, money power, gender etc in these elections. Information provided by ECI and details from the affidavits filed by contesting candidates have been used for above analysis.

Growth of political parties

In Lok Sabha 2004, 21 parties contested elections which rose to 43 in 2009 Lok Sabha elections. This reflects a rise of 105 % in the number of parties from 2004 Lok Sabha elections to 2009 Lok Sabha elections.

Growth in number of candidates

A total of 823 candidates contested Lok Sabha 2009 elections from Tamil Nadu as compared to 571 candidates in Lok Sabha 2004. This shows a growth of 44% in number of candidates contesting in 2009.

Executive summary for candidates and MPs

Summary for candidates

- Affidavits of 767 candidates out of 823 contesting Lok Sabha 2009 elections were analyzed by Tamil Nadu Election Watch (TNEW).
- Out of these 767 candidates, 64 candidates or 8.34% declared pending criminal cases against them. ADMK had 9 out of 21 (43%) candidates with pending criminal cases, DMDK had 7 out of 38 (18.42%) candidates with pending criminal cases, DMK had 4 out of 21 (19.05%) candidates with pending criminal cases, PMK had 2 out of 6 (33.33%) candidates with pending criminal cases, BSP had 3 out of 36 (8.33%) candidates with pending criminal cases, BJP had 2 out of 17 (11.76%) candidates with pending criminal cases and INC had 1 out of 14 (7.14%) candidates with pending criminal cases.
- Out of these 64 candidates with pending criminal cases, 33 had pending serious criminal cases like murder, attempt to murder, kidnapping, robbery, extortion etc. ADMK had 6, BSP- 3, DMDK -2, PMK – 2, and IND and others- 20 candidates with pending serious criminal cases.

*This chapter would not have been possible without the efforts of several volunteers, groups and organizations from the state. ADR and NEW especially acknowledge with gratitude the efforts of Mr. Sudarsan Padmanabhan (Coordinator, Tamil Nadu Election Watch & Assistant Professor, Humanities and Social Sciences, IIT Madras); Miss. Josephine and Mr. Kris Dev (Tamil Nadu Election Watch), Volunteers of Dept. of HSS, IITM, Chennai; Student volunteers of other departments, IITM, Chennai; Staff members of IITM and their family members; Mr. Glaston Xavier (Lecturer, Dept. of Social Work) & Dr. Anand (Coordinator, outreach program, Loyola College, Chennai); Mr. A. L. Rangarajan, Mr. K. Anantha Narayanan (Rejuvenate India Movement (RIM), Chennai); Kowcigan P.; F. Beatrice Vanaja (Chief Administrative Officer, NEW LIFE); Mr. Annie George (BEDROC); Mrs. J. P. Saulina Arnold (Tamil Nadu Voluntary Health Association); Mr. Virgil D Samy (Arunodaya Center For Street And Working Children); Catalyst Trust, Chennai; Exnora International, Tamil Nadu; Exnora Innovators' Club, Tamil Nadu; Krishnaswamy Associates, Chennai; Bhumi, Chennai; Karmayog-Chennai Group; Networking and Development centre for Service Organizations (NDSO), Chennai; Department of Social Work, Loyola College, Chennai; Department of Social Sciences and Humanities, IIT, Chennai; Socratic Forum, Chennai; Prime Point Foundation, Chennai; India Vision 2020 Group; Journal for School Social Work; Journal for School Social Work; Life Line to Community, Chennai.

This volume is dedicated to all who were part of the Election Watch

- There were 153 candidates of seven main parties (ADMK, DMK, DMDK, PMK, INC, BJP, & BSP) and out of these 153 candidates 28 (18.30%) had pending criminal cases against them. There were 64 IPC charges of heinous nature on the candidates which included murder, attempt to murder, kidnapping, extortion, etc.
- There were total 8 Red Alert constituencies where 3 or more contesting candidates had pending criminal cases. Ramanthapuram had 6 candidates each with pending criminal cases followed by Vellore which had 5 candidates with pending criminal cases.
- A total of 94 candidates out of 767 i.e. 12.26% were crorepatis.
- A total of 40 candidates declared zero assets.
- A total of 81 candidates declared liabilities 5 lakhs and above.
- Among major parties, the average asset per candidate for INC was Rs. 14 crores, for DMK was Rs 5 crores, for ADMK was Rs 2 crores, for DMDK was Rs. 2 crores and for BJP was Rs. 1 crores, for PMK was Rs 0.94 Crore and BSP was – 0.60 Crore.
- 72.75% of candidates (558 of 767) had not furnished PAN card details.
- Number of women candidates was just 48 (5.83%) as compared to 775 of men (94.17%).
- More than 37.03% candidates (284 of 767) were graduates & above.
- None of the parties managed to get votes anywhere near 50%. The highest votes polled were approx 25% by DMK and about 18% of the total registered voters. ADMK managed 23% of the votes, INC 15% and DMDK 10%.

Summary for MPs

- Of the 33 candidates with the most serious criminal cases pending against them, only 6 won and the remaining 27 were rejected by the voters.
- Out of 39 MPs, 10 (25.64%) had pending criminal cases against them. Comparing this to Lok Sabha 2004, affidavits were available for 37 MPs out of which 9 (24.32%) had pending criminal cases against them.
- Out of these 10 MPs with pending criminal cases, there were pending serious criminal cases against 6 MPs (15.38%). Contrasting this with 2004 Lok Sabha, 3 MPs (8.11%) had serious pending criminal cases.
- Even though the number of MPs with pending criminal cases has increased from 9 in Lok Sabha 2004 to 10 in Lok Sabha 2009, the number of total criminal cases against MPs has decreased from 28 in Lok Sabha 2004 to 16 in Lok Sabha 2009. But the number of total serious IPC sections against MPs has increased from 4 in 2004 to 12 in 2009.
- The number of crorepati MPs has increased from 14 in Lok Sabha 2004 to 25 in Lok Sabha 2009.
- Among major parties, the approx average asset per MP for INC was Rs. 7.95 crores, DMK Rs 5.03 crores, ADMK Rs. 2.92 crores, MDMK 2.67 crores.
- Average asset for a MP from Tamil Nadu was Rs 4.71 crores.
- Out of 39 MPs, 7 had not declared their PAN details.
- Out of 48 women candidates, only 2 managed to win. Hence only 5.13% of MPs from Tamil Nadu in current Lok Sabha are women.

Voting and winning trend

Voting analysis

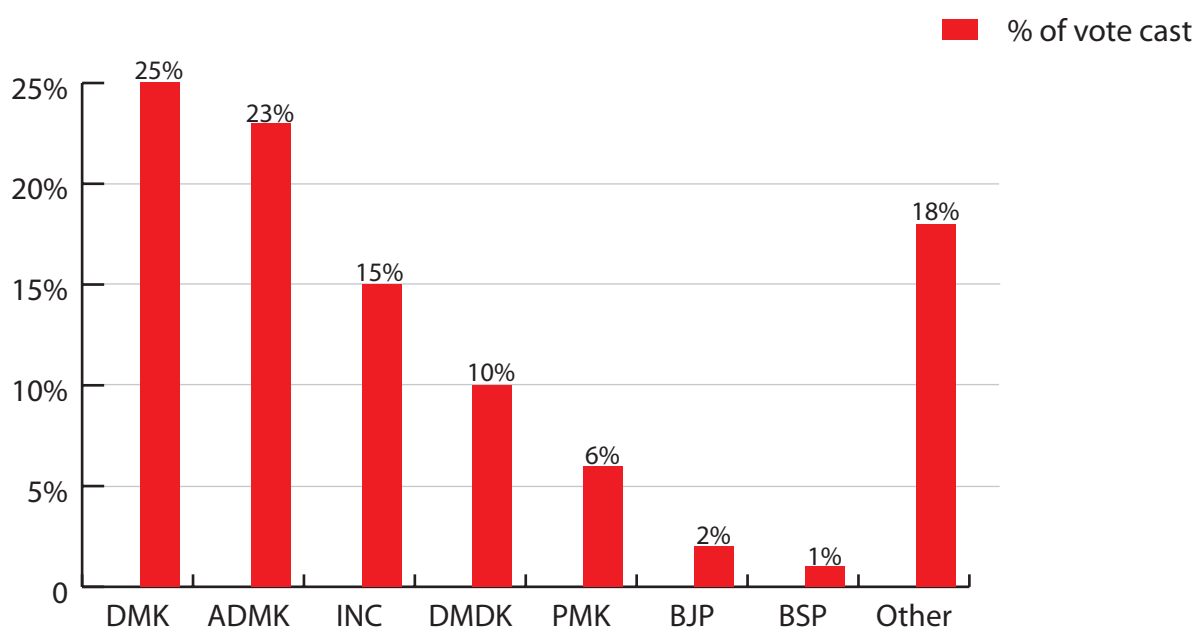
The % of votes polled by the seven major parties clearly shows that none of them got anywhere close to the 50% mark. Total voting in the state was only 73%. DMK managed approx 25 % of the votes cast and only 18% of the registered voters. ADMK managed just 23% votes cast and 17% registered voters. The total electorate (registered voters) in Tamil Nadu was 41,642,466 and the total votes cast were 30,392,857.

Further break-up is given in the table

Table: % of votes cast

Party	Total votes cast for the party	% of votes cast	% of total registered voters
Dravida Munnetra Kazhagam (DMK)	7,629,077	25%	18%
All India Anna Dravida Munnetra Kazhagam (ADMK)	6,957,763	23%	17%
Indian National Congress (INC)	4,567,800	15%	11%
Desiya Murpokku Dravida Kazhagam (DMDK)	3,071,500	10%	7%
Pattali Makkal Katchi (PMK)	1,736,684	6%	4%
Bharatiya Janata Party (BJP)	711,790	2%	2%
Bahujan Samaj Party (BSP)	232,631	1%	1%
Others	5,485,612	18%	13%

Figure: Per cent of votes cast in Tamil Nadu - Party wise



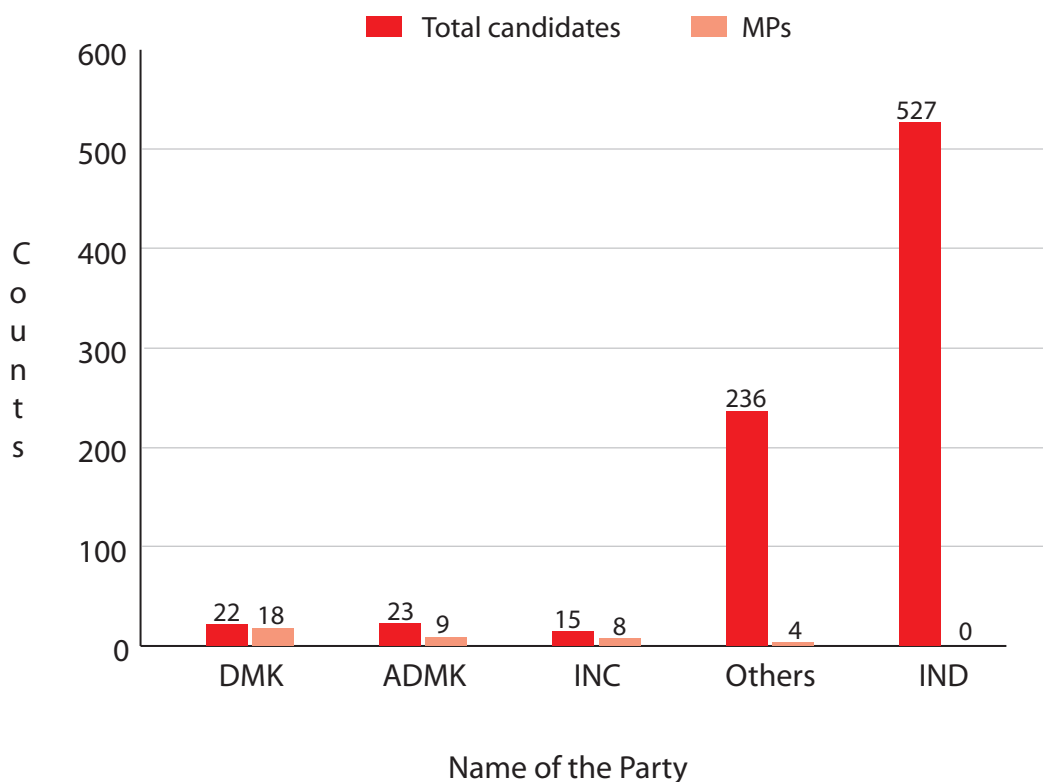
Candidates vs MPs

Tamil Nadu has 39 parliamentary constituencies. Maximum numbers of MPs (18) are from DMK followed by 9 of ADMK. INC follows closely with 8 MPs. The breakup of MPs as compared to total candidates from the party are-

Table: Candidates & MPs – Tamil Nadu

Party	Total candidates	MPs
DMK	22	18
ADMK	23	9
INC	15	8
Others	236	4
IND	527	0
Total	823	39

Figure : Candidates vs MPs- Party wise



Analysis based on pending criminal cases

Pending criminal cases- analysis for candidates

A total of 767 affidavits were analyzed by TNEW for Lok Sabha 2009 elections. Out of these 767 candidates, 64 candidates or 8.34% declared pending criminal cases against them. Out of these 64 candidates with pending criminal cases, 33 had pending serious criminal cases like murder, attempt to murder, kidnapping, robbery, extortion etc.

Party wise break up for candidates with pending criminal cases

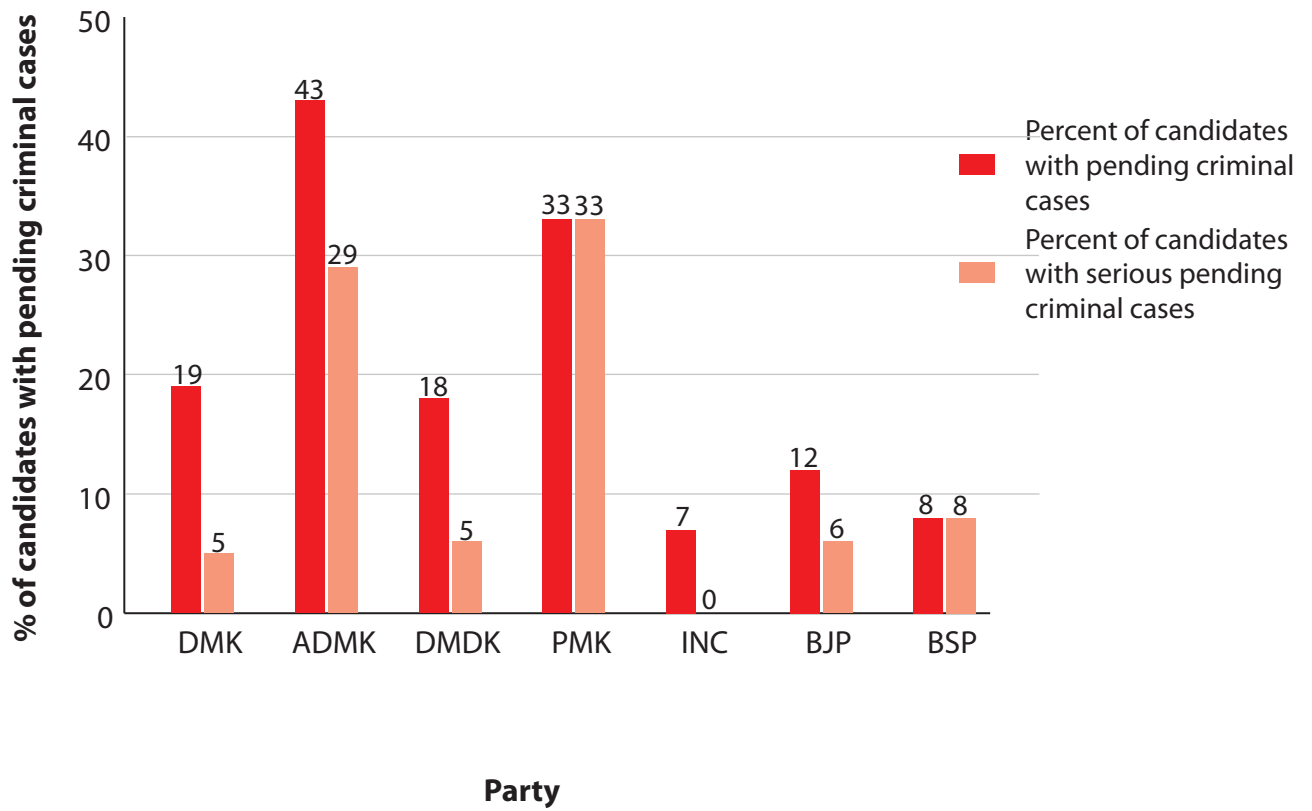
Total 64 candidates contesting elections from Tamil Nadu had pending criminal cases against them. Out of 21 candidates of ADMK, 9 (42.86%) had pending criminal cases, 4 out of 21 candidates of DMK had pending criminal cases and 7 out of 38 candidates of DMDK had pending criminal cases .

Out of these 64 candidates with pending criminal cases, 33 had pending serious criminal cases against them. These serious cases include murder and related charges, kidnapping, extortion, dacoity, theft, robbery etc. The break up is given in the table below.

Table: Candidates with pending criminal cases and serious pending criminal cases- party wise break up

Party	Total candidates analysed	Candidates with pending criminal cases	Percent of candidates with pending criminal cases	Number of candidates with pending serious criminal cases	Percent of candidates with pending serious criminal cases
DMK	21	4	19%	1	5%
ADMK	21	9	43%	6	29%
DMDK	38	7	18%	2	6%
PMK	6	2	33%	2	33%
INC	14	1	7%	0	0%
BJP	17	2	12%	1	6%
BSP	36	3	8%	3	8%
IND and Other parties	614	36	6%	18	3%
Total	767	64	8%	33	4%

Figure: Comparison of pending criminal cases and serious pending criminal cases for candidates of main parties from Tamil Nadu



Serious crimes distribution – for candidates of major parties

The table below shows the breakup of serious IPC sections for candidates of major parties. Serious crimes have been distributed in categories of violent crimes, theft related crimes, and finance related crimes and other serious crimes

Table: serious IPC section break up for candidates of major parties

IPC/Party	IPC Description	ADMK	DMK	DMDK	PMK	BJP	BSP	Total for major parties
VIOLENT CRIMES								
307	Attempt to murder	3	1	0	1	0	0	5
324 325 326	Voluntarily causing hurt by dangerous weapons or means	2	0	1	4	1	0	8
362 363 364 364A 365	Kidnapping	0	0	0	0	0	2	2
Total Violent Crimes		5	1	1	5	1	2	15
ROBBERY, EXTORTION, THEFT, CHEATING ETC								
379 380	Theft	0	0	1	0	0	0	1
411 412 415 416 417 418 419 420	Cheating and dishonesty, stolen property	13	0	1	2	1	3	20
Total Theft related crimes		13	0	2	2	1	3	21
FINANCIAL FRAUD ETC								
463 465 467 468 469 471	Forgery	18	0	0	1	0	3	22
Total Financial crimes		18	0	0	1	0	3	22
OTHER SERIOUS CRIME								
153A	Promoting enmity between different groups on grounds of religion, race, place of birth, residence, language, etc., and doing acts prejudicial to maintenance of harmony	0	0	0	4	0	0	4
181	False statement on oath or affirmation to public servant or person authorized to administer an oath or affirmation	1	0	0	0	0	0	1
294	Obscene acts and songs	0	0	0	0	0	1	1

IPC/Party	IPC Description	ADMK	DMK	DMDK	PMK	BJP	BSP	Total
Total Other Serious crimes		1	0	0	4	0	1	6
Total for major parties		37	1	3	12	2	9	64

Figure: Serious IPC section break up for candidates of major parties

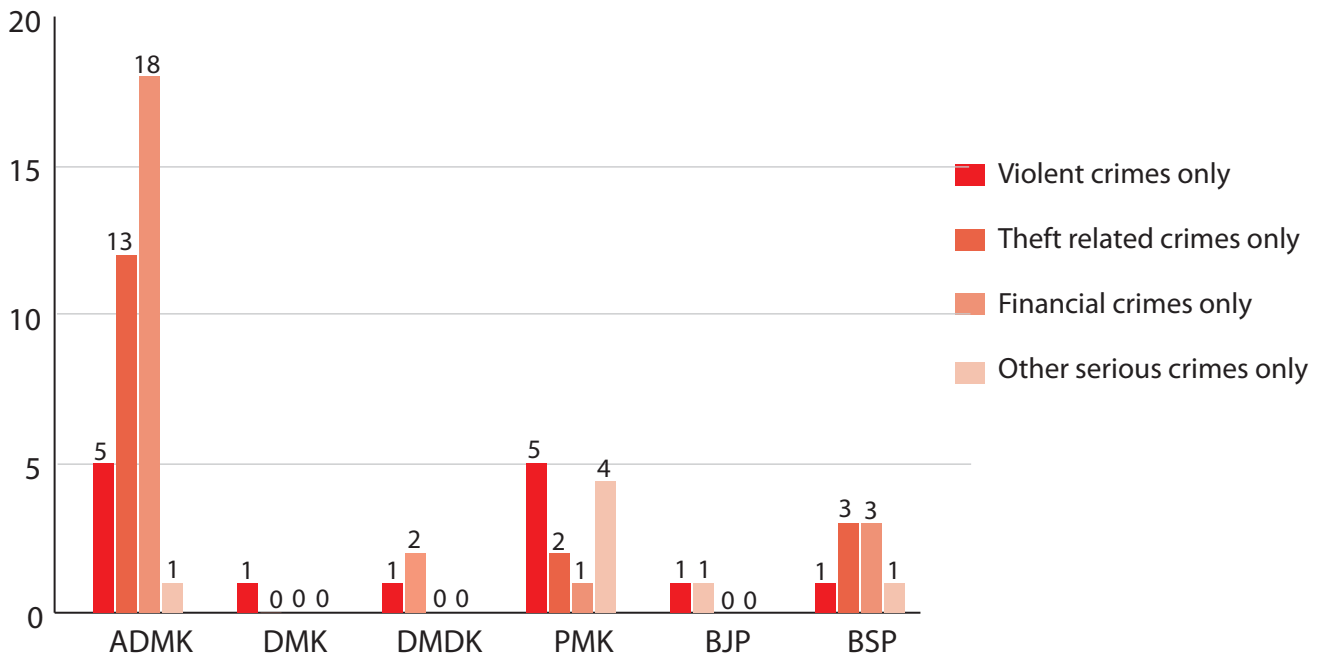
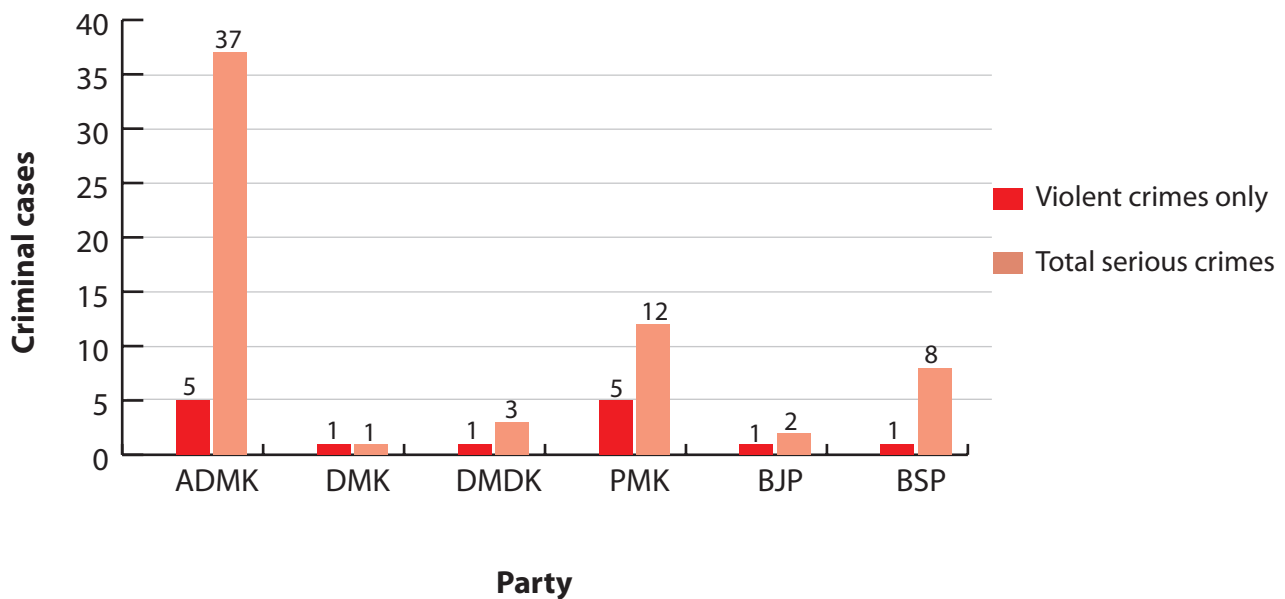


Figure: Comparison total serious crimes vs. total violent crimes (murder, kidnapping etc) - party wise



Details for candidates based on pending criminal cases

The table below lists top 20 candidates with serious pending criminal cases. Most of them had pending criminal cases of attempt to murder, kidnapping, dacoity, cheating etc. RAYAR K from Cuddalore had 33 cases pending against him. GURU (A) GURUNATHAN, J had 11 pending against him. Out of these 20 candidates with serious pending criminal cases, only 3 won and rest 17 were rejected by the voters. The detailed list is given below.

S No	Name	Constituency	Party	Age	Serious IPC Counts	Total no of cases	IPC counts related to violent crimes like murder, kidnapping, theft, extortion, dacoity & cheating etc	Won/ Lost
1	THANGA TAMILSELVAN	Theni	ADMK	48	27	7	1 charge related to attempt murder, 25 charges related to cheating and forgery	Lost
2	GURU (A) GURUNATHAN, J	Tiruvannamalai	PMK	48	9	11	1 charge related to attempt murder, 4 charges related to Promoting enmity between different groups	Lost
3	RAYAR K	Cuddalore	IND	50	6	33	2 charges related to Abetment of suicide and 4 charges related to cheating and forgery.	Lost
4	SIVASAMI C	Tiruppur	ADMK	51	5	1	5 charges related to cheating & forgery	Won
5	DHARBAR RAJA	Madurai	BSP	47	4	2	4 charges related to cheating & forgery	Lost
6	YUNIS KHAN. AY	Chennai Central	BSP	34	4	2	2 charges related to Kidnapping and abduction and 2 charges related to cheating.	Lost
7	BALASUBRAMANIAN T	Kanniyakumari	ABHM	42	3	2	2 charges related to attempt murder and 1 charge related to Promoting enmity between different groups on grounds.	Lost
8	MOORTHY A K	Sriperumbudur	PMK	45	3	1	3 charges related to cheating and forgery.	Lost
9	DAISY RANI S	Dindigul	RKSP	46	3	1	3 charge related to cheating and forgery	Lost

S No	Name	Constituency	Party	Age	Serious IPC Counts	Total no of cases	IPC counts related to violent crimes like murder, kidnapping, theft, extortion, dacoity & cheating etc	Won/ Lost
10	SALEEMULLA KHAN S	Ramana-thapuram	MAMAK	37	2	9	1 charge related to extortion and 1 charge related to false evidence.	Lost
11	GURUMURTHY S	Nilgiris	BJP	29	2	3	1 charge related to causing grievous hurt and 1 charge related to causing hurt by dangerous weapons.	Lost
12	THIRUMAAVALAVAN, THOL	Chidambaram	VCK	46	2	2	1 charge related to injuring or defiling place of worship with intent to insult the religion of any class.	Won
13	ANANTHA RAJA.V	Tiruchirappalli	IND	43	2	1	2 charges related to obscene acts and songs	Lost
14	SCHWARTZ DURAI. S	Ramana-thapuram	IND	37	2	2	1 charge related to attempt to murder and 1 charge related to causing hurt by dangerous weapons.	Lost
15	JAHANGEER. M.I	Ramana-thapuram	IND	41	2	2	1 charge related to culpable homicide not amounting to murder.	Lost
16	THANGA PANDIAN R	Nilgiris	IND	38	2	2	1 charge related to attempt to murder and 1 charge related to dacoity with murder.	Lost
17	SANKAR S	Arakkonam	DMDK	40	2	2	1 charge related to theft in dwelling house and 1 charge related to cheating.	Lost
18	VISWANATHAN. E	Chennai Central	MMKA	48	2	1	1 charge related to causing hurt by dangerous weapons and 1 charge related to causing grievous hurt.	Lost
19	MANIAN O.S	Mayiladuthurai	ADMK	53	2	1	1 charge related to attempt to murder.	Won

S No	Name	Constituency	Party	Age	Serious IPC Counts	Total no of cases	IPC counts related to violent crimes like murder, kidnapping, theft, extortion, dacoity & cheating etc	Won/ Lost
20	RAJA KAN-NAPPAN R.S.	Sivaganga	ADMK	60	1	3	1 charge related to cheating	Lost

Pending criminal cases- analysis for MPs

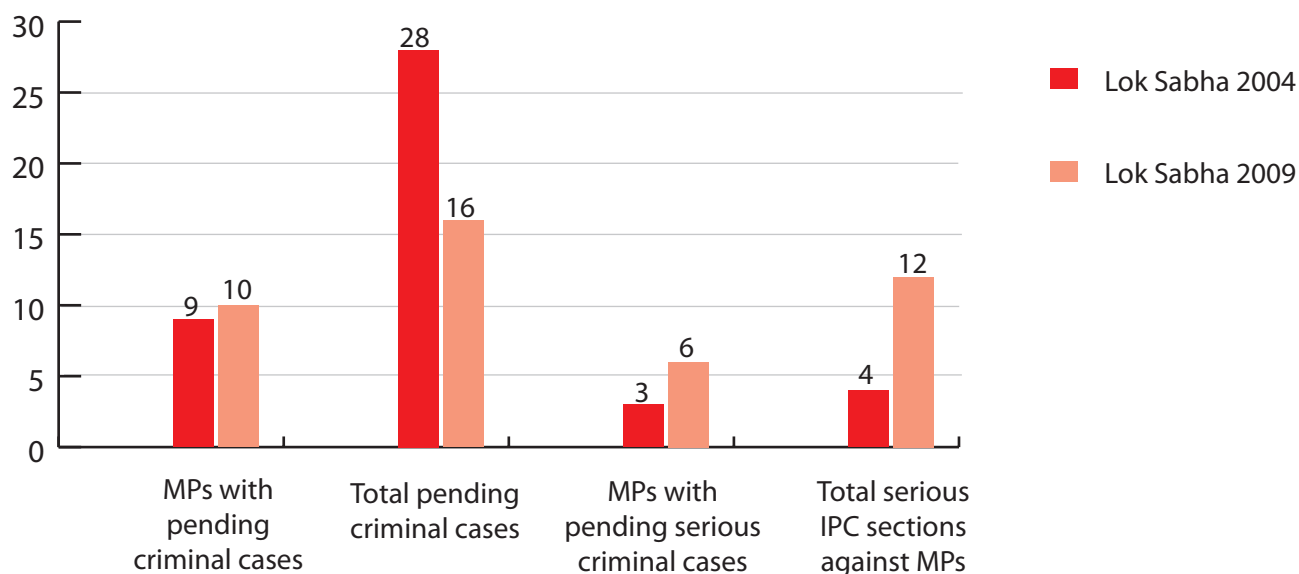
Out of 39 MPs from Tamil Nadu in Lok Sabha 2009, 10 MPs have pending criminal cases against them. Out of these 10 MPs, there are pending serious criminal cases against 6 MPs (15.38%). Contrasting this with 2004 Lok Sabha, only 3 out of 37 MPs (8.10 %) had serious pending criminal cases.

Given below is a comparative analysis for MPs with pending criminal cases elected from Tamil Nadu. The presence of MPs with pending criminal cases from Tamil Nadu in Lok Sabha has increased by 11%. However the number of total pending criminal cases has decreased by almost 43%. This means that there was average of 3.1 cases per tainted MP in Lok Sabha 2009 as compared to 1.60 cases per tainted MP in Lok Sabha 2004.

Table: Comparison Lok sabha 2004 & Lok Sabha 2009 MPs with pending criminal cases

	Lok Sabha 2004	Lok Sabha 2009	Increase	% increase
Number of MPs with pending criminal cases	9	10	1	11.11%
Total Pending criminal cases against MPs	28	16	-12	-42.86%
Number of MPs with pending serious criminal cases	3	6	3	100%
Total serious IPC sections against MPs	4	12	8	200%

Figure: Comparison Lok Sabha 2004 & Lok Sabha 2009- MPs with pending criminal cases



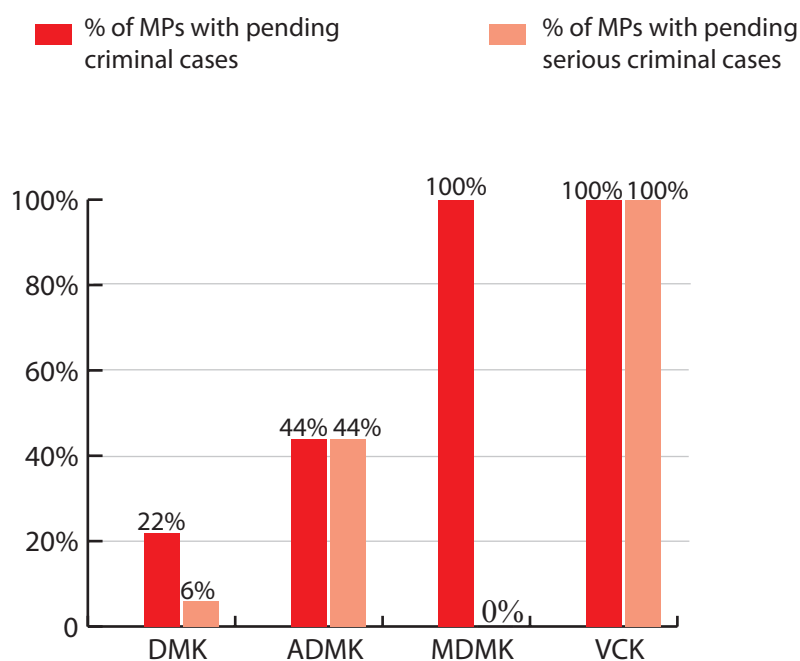
Party wise break up for MPs with pending criminal cases

Out of total 10 MPs with pending criminal cases 4 are from each party DMK and ADMK and 1 is from each party VCK and MDMK. The comparison between total candidates and MPs is given below.

Table : MPs with pending criminal cases- party wise

Party	Total candidates analysed	Total MPs	MPs with pending criminal cases	% of MPs with pending criminal cases	MPs with pending serious criminal cases	% of MPs with pending serious criminal cases
DMK	21	18	4	22%	1	6%
ADMK	21	9	4	44%	4	44%
MDMK	4	1	1	100%	0	0%
VCK	2	1	1	100%	1	100%
			10		6	

Figure: Percent MPs with pending criminal cases- party wise



Party wise comparison of pending criminal cases on MPs in Lok Sabha 2004 & Lok Sabha 2009

The party-wise comparison between Lok Sabha 2004 and Lok Sabha 2009 is given below.

Table: Party wise comparison MPs with pending criminal cases - Lok Sabha 2004 vs Lok Sabha 2009

Party	Lok Sabha 2004			Lok Sabha 2009		
	Number of MPs	Number of MPs with Pending criminal cases	% of MPs with pending criminal cases	Number of MPs	Number of MPs with Pending criminal cases	% of MPs with pending criminal cases
DMK	14	5	36%	18	4	22%
ADMK	0	0	0%	9	4	44%
MDMK	4	1	25%	1	1	100%
INC	10	3	30%	8	0	0%

MPs with serious pending criminal cases

Given below is a list of MPs (6) from Tamil Nadu who have serious pending criminal cases against them.

S No	Name	Constituency	Party	Age	Serious IPC Counts	Total no of cases	Details of serious IPC counts.
1	SIVASAMI C	Tiruppur	ADMK	51	5	1	5 charges related to cheating and forgery.
2	THIRUMAAVA-LAVAN, THOL	Chidambaram	VCK	46	2	2	1 charge related to assaulting President, Governor, etc., with intent to compel or restrain the exercise of any lawful power and 1 charge related to injuring or defiling place of worship with intent to insult the religion of any class.
3	MANIAN O.S	Mayiladuthurai	ADMK	53	2	1	1 charge related to attempt to murder and 1 charge related to causing hurt by dangerous weapons.
4	SIVAKUMAR @ J.K. RITHEESH. K	Ramana-thapuram	DMK	36	1	2	1 charge related to attempt to murder.
5	SEMMALAI S	Salem	ADMK	63	1	2	1 charge related to attempt to murder.
6	TAMBIDURAI M	Karur	ADMK	62	1	2	1 charges false statement on oath or affirmation to public servant or person authorized to administer an oath or affirmation

Analysis based on assets

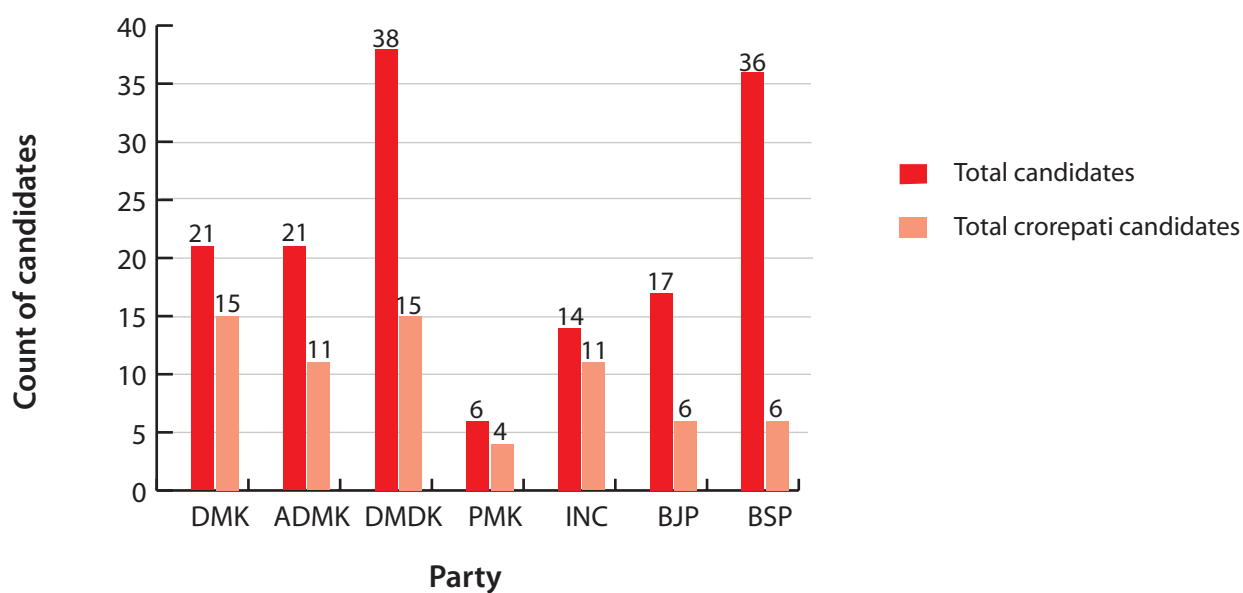
Analysis based on assets – for candidates

Out of 767 candidates contesting Lok Sabha 2009, 94 were crorepatis. Most of the major parties had more than 50% of the candidates as crorepatis- INC (79%), DMK (71%), PMK (67%) and ADMK (52%).

Table: Crorepati candidates- party wise break up

Party	Total Candidates analyzed	Crorepati candidates	Percent
DMK	21	15	71%
ADMK	21	11	52%
DMDK	38	15	39%
PMK	6	4	67%
INC	14	11	79%
BJP	17	6	35%
BSP	36	6	17%
IND	479	12	3%
Other parties	135	14	10 %
Total	767	94	12%

Figure: Crorepati candidates from major parties



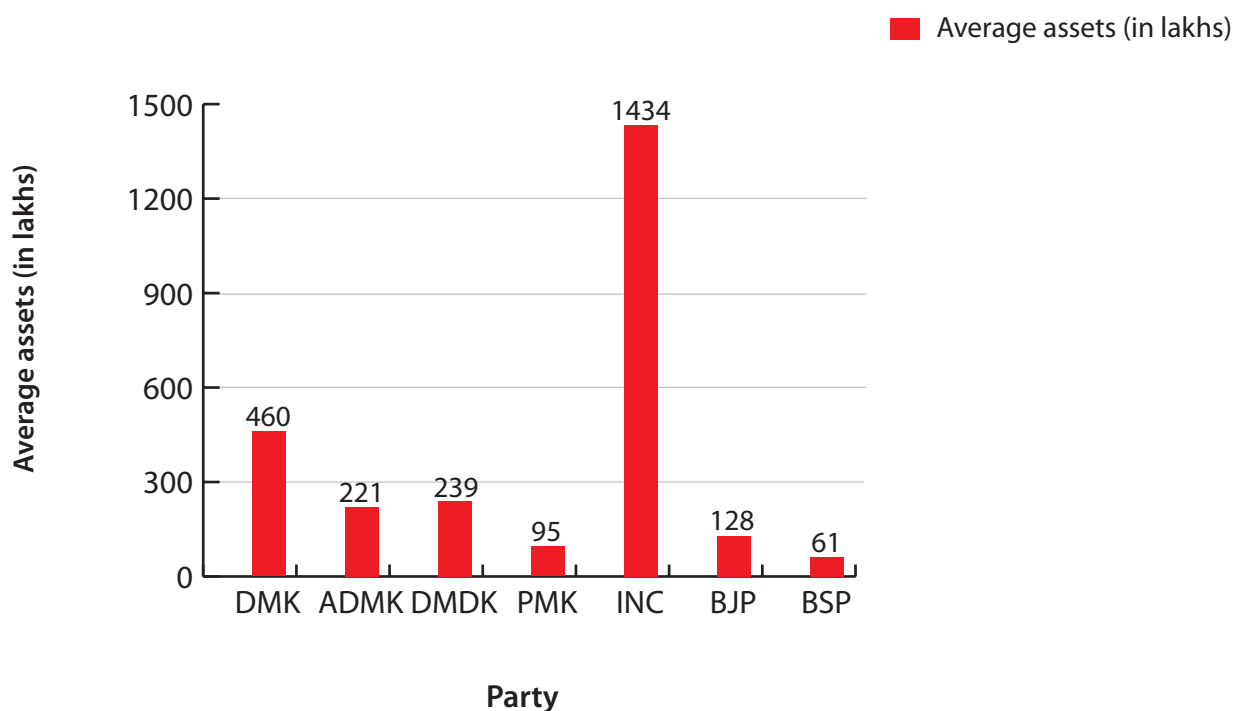
Average assets for Candidates - Party wise

For candidates of INC and DMK average assets were approx Rs. 14 crores and Rs.4.60 crores respectively. These were more than Rs.2 crores for ADMK and DMDK and approx Rs.1 crores for BJP. Detailed list is given below.

Table: Average assets for candidates party wise

Party	Average Assets	Candidate Count
DMK	Rs 4,60,43,767 ~ 4 Cror+	21
ADMK	Rs 2,21,41,356 ~ 2 Cror+	21
DMDK	Rs 2,38,84,816 ~ 2 Cror+	38
PMK	Rs 94,99,113 ~ 94 Lacs+	6
INC	Rs 14,33,72,138 ~ 14 Cror+	14
BJP	Rs 1,28,21,316 ~ 1 Cror+	17
BSP	Rs 60,57,589 ~ 60 Lacs+	36
IND	Rs 17,26,208 ~ 17 Lacs+	479

Figure: Average assets (in lakhs) for candidates of major parties



Top 20 crorepati candidates

Given below is the list of top 20 crorepati candidates who contested Lok Sabha 2009 elections from Tamil Nadu . Out of these 7 won and 13 lost the elections.

S No	Name	Constituency	Party	Movable Assets (Rs)	Immovable Assets (Rs)	Total Assets (Rs)	PAN Given	Won/ Lost
1	MOHANRAJ J	Chennai South	JJ	19,77,17, 16,000	35,35,000	19,77,52, 51,000 1977 Cror+	Y	Lost
2	MOHANRAJ J	Tiruchirappalli	INC	73,30,259	57,89,06,000	58,62,36,259 58 Cror+	Y	Lost
3	SARUBALA R. THON-DAIMAN	Coimbatore	INC	47,96,83,327	9,39,74,220	57,36,57,547 57 Cror+	Y	Lost
4	PRABHU. R	Pollachi	KNMK	35,70,07,302	13,11,09,746	48,81,17,048 48 Cror+	Y	Lost
5	MUTHUVEL-RAJ P	Dindigul	DMDK	23,14,01,200	8,47,77,000	31,61,78,200 31 Cror+	N	Lost
6	CHIDAMBARAM P	Sivaganga	INC	14,36,85,677	13,02,22,865	27,39,08,542 27 Cror+	Y	Won
7	AARON RASHID.J.M	Theni	INC	10,74,74,573	14,15,00,000	24,89,74,573 24 Cror+	Y	Won
8	ALAGIRI M.K	Madurai	DMK	10,51,06,895	8,88,72,000	19,39,78,895 19 Cror+	Y	Won
9	RAYAR K	Cuddalore	IND	35,500	16,22,00,000	16,22,35,500 16 Cror+	Y	Lost
10	VIJAYA RA-JENDHART	Kallakurichi	IND	87,82,904	13,42,93,733	14,30,76,637 14 Cror+	Y	Lost
11	NAPO LEON.D.	Perambalur	DMK	1,30,31,550	11,75,51,433	13,05,82,983 13 Cror+	N	Won
12	PANDIARA-JAN K	Virudhunagar	DMDK	11,48,43,445	1,09,31,000	12,57,74,445 12 Cror+	Y	Lost
13	SIVAKUMAR @ J.K. RITH-EESH. K	Ramanathapuram	DMK	3,25,61,278	9,02,59,375	12,28,20,653 12 Cror+	Y	Won
14	ISAAC JEBA KUMAR	Arakkonam	AIJMK	6,35,000	10,91,90,000	10,98,25,000 10 Cror+	Y	Lost
15	THANGKABALU K V	Salem	INC	8,04,52,290	2,82,63,524	10,87,15,814 10 Cror+	Y	Lost
16	ANNAMALAI K	Tirunelveli	ADMK	1,01,35,000	9,34,00,400	10,35,35,400 10 Cror+	Y	Lost
17	DEVARASAN. R	Namakkal	KNMK	4,85,23,941	5,06,00,000	9,91,23,941 9 Cror+	Y	Lost
18	TAMBIDURAI. M	Karur	ADMK	4,51,40,517	4,86,09,710	9,37,50,227 9 Cror+	N	Won
19	NATARAJAN. R	Karur	KNMK	3,56,66,000	5,61,50,000	9,18,16,000 9 Cror+	Y	Lost
20	JEYADURAI S R	Thoothukudi	DMK	1,00,26,313	7,75,00,000	8,75,26,313 8 Cror+	Y	Won

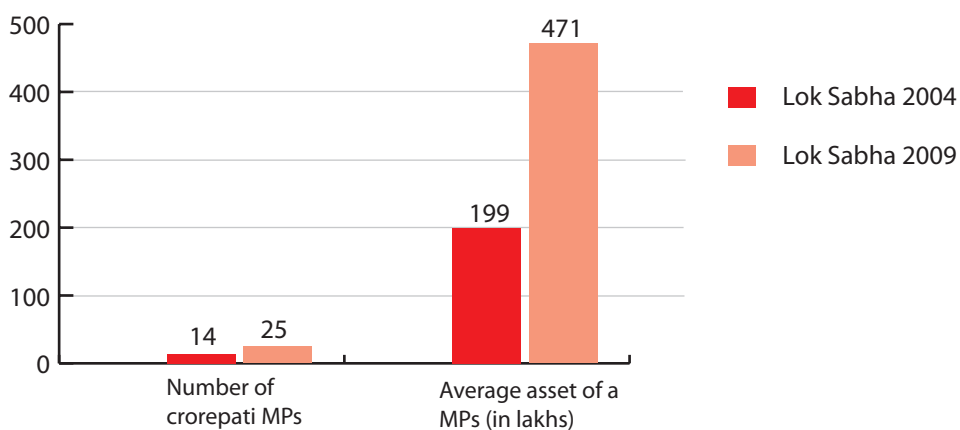
Analysis based on assets- for MPs

Out of 39 MPs in Lok Sabha 2009, 25 MPs are crorepatis as compared to 14 crorepati MPs from Lok Sabha 2004 i.e. an increase of 79%. The average asset of a MP in 2004 Lok Sabha was Rs 1.99 cr which rose to Rs 4.71 cr in 2009. Between 2004 & 2009 there has been an average asset increase of 137% for MPs.

Table: Comparison Lok Sabha 2004 and 2009 based on assets

	In Lok Sabha 2004	In Lok Sabha 2009	Increase	% Increase
Number of crorepatis MPs	14	25	11	79%
Average Asset of a MP (Rs in lakhs)	199.24	471.22	271.98	137%

Figure: Comparison Lok Sabha 2004 and Lok Sabha 2009 based on assets



Chances of winning based on assets

As can be seen from the table, the higher the assets the more are the chances of winning of a candidate. 35% of the candidates who declared assets more than Rs.5 crore won elections. On the other hand less than 1% of candidates with assets less than Rs.10 lakh won. The election results seemed to be highly influenced by the money power of the candidates.

Table: Chances of winning based on assets

Value of assets	No of candidates	No of MPs	% of MPs
Very high (5 cr and above)	31	11	35.48%
High (50 lakhs to 5 cr)	105	22	20.95%
Medium (50 lakhs to 10 lakhs)	121	5	4.13%
Low (less than 10 lakhs)	511	1	0.20%

Crorepati MPs- Party wise break up

More than 70% MPs of DMK and INC are crorepati where as for ADMK the corresponding figure is 56%. 64% of the MPs from Tamil Nadu are crorepatis

Table: Crorepati MP- party wise break up

Party	Total Candidates analysed	Total crorepati candidates	Total MPs	Total crorepati MPs	% of crorepati MPs
DMK	21	15	18	13	72%
ADMK	21	11	9	5	56%
DMDK	38	15	0	0	00%
PMK	6	4	0	0	00%
INC	14	11	8	6	75%
BJP	17	6	0	0	00%
BSP	36	6	0	0	00%
Other Parties	135	14	4	1	25%
IND	479	12	0	0	00%
Grand Total	767	94	39	25	64%

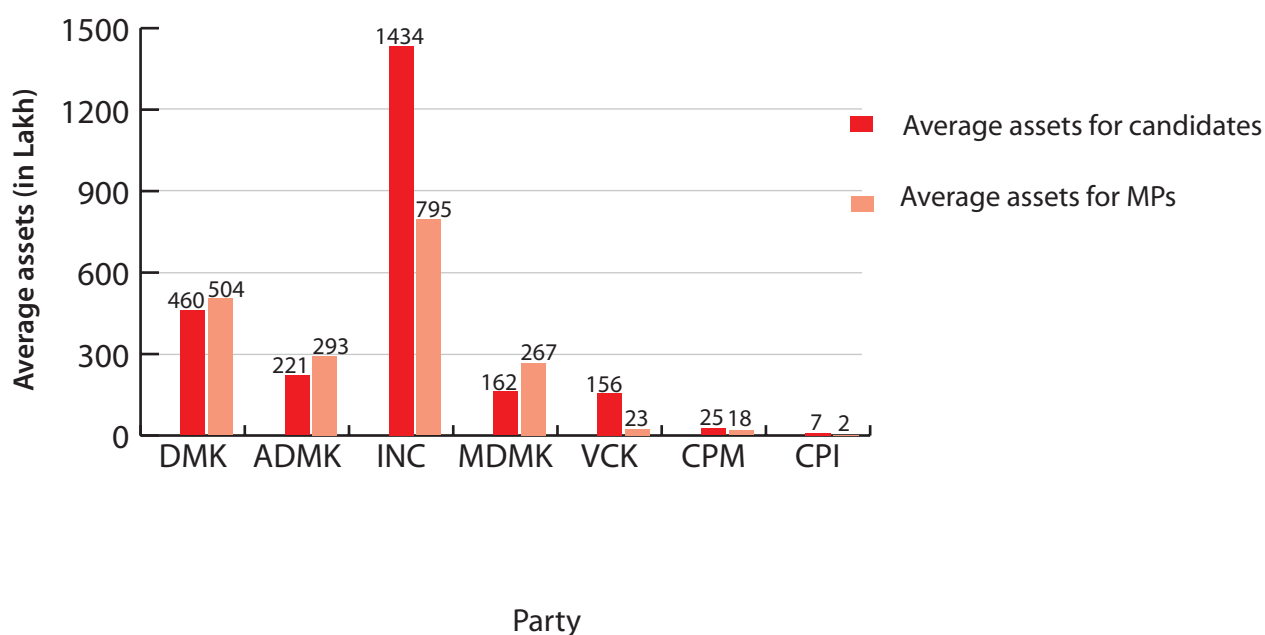
Average assets per MP for major parties

Average asset for a MP from INC is Rs 8 crores, for DMK is Rs 5 crores followed by 3 crores for ADMK.

Table: Average assets for MPs

Party	No of candidates	Average assets for candidates	No of MPs	Average assets for MPs
DMK	21	Rs 4,60,43,767 ~ 4 Cror+	18	Rs 5,03,87,301 ~ 5 Cror+
ADMK	21	Rs 2,21,41,356 ~ 2 Cror+	9	Rs 2,92,98,133 ~ 2 Cror+
INC	14	Rs 14,33,72,138 ~ 14 Cror+	8	Rs 7,95,12,918 ~ 7 Cror+
MDMK	4	Rs 1,61,80,105 ~ 1 Cror+	1	Rs 2,67,29,518 ~ 2 Cror+
VCK	2	Rs 1,55,97,617 ~ 1 Cror+	1	Rs 23,47,700 ~ 23 Lacs+
CPM	3	Rs 24,84,386 ~ 24 Lacs+	1	Rs 17,67,722 ~ 17 Lacs+
CPI	3	Rs 7,05,363 ~ 7 Lacs+	1	Rs 1,59,365 ~ 1 Lacs+

Figure: Comparison average assets for candidates & MPs in Lok Sabha 2009



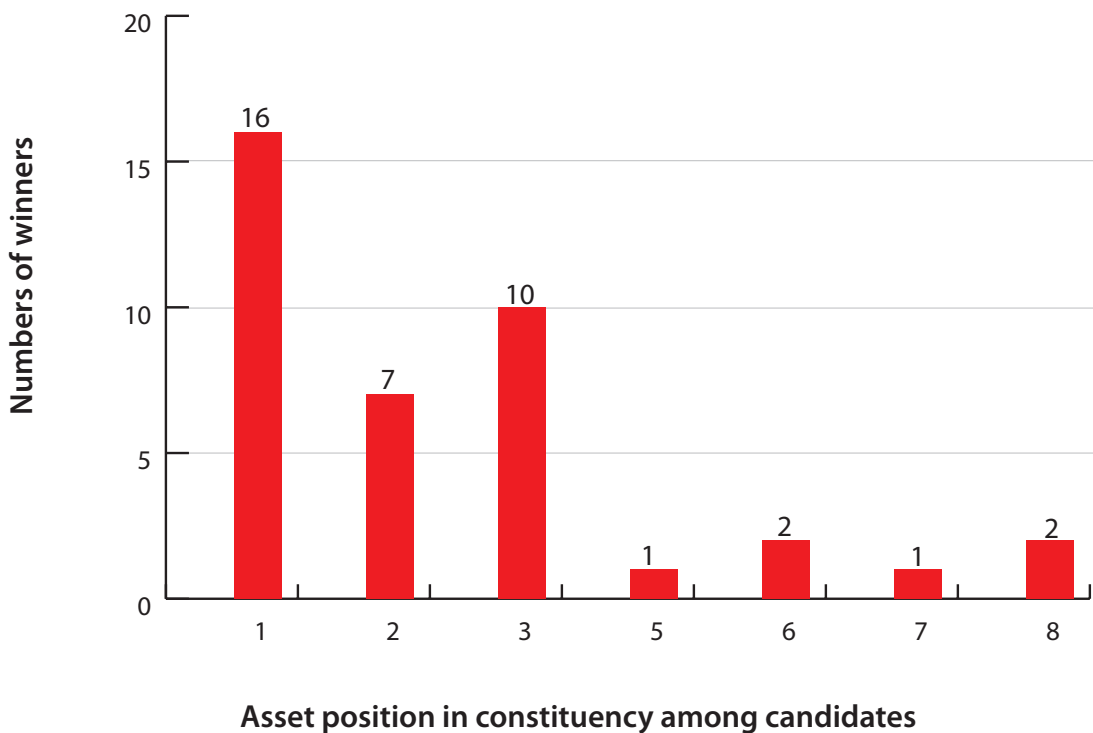
Asset position in constituency among candidates and chances of winning

The following table gives an analysis of asset position in constituency among candidates (highest asset to lowest asset) and their chances of winning. From 16 constituencies i.e. 41% constituencies, candidates with highest declared assets according to their own self sworn affidavits emerged as MPs. From 18% constituencies candidates with second highest declared assets won. It means from 59% constituencies candidates with either first or second highest declared assets won.

Table: Position in constituency based on assets and MPs

Position in constituency based on assets	Total MPs	% of MPs
1	16	41%
2	7	18%
3	10	25%
5	1	3%
6	2	5%
7	1	3%
8	2	5%
Grand Total	39	100%

Figure: Asset position in constituency among candidates and MPs



Crorepati MPs – PAN not given

3 crorepati MPs from Tamil Nadu have not declared their PAN details even though there declarations are part of the affidavit. The names of these MPs are given below-

Table: Crorepati MPs- PAN not given

Name	Constituency	Party	Movable Assets (Rs)	Immovable Assets (Rs)	Total Assets (Rs)	PAN Given
NAPOLEON D.	Perambalur	DMK	1,30,31,550	11,75,51,433	13,05,82,983 13 Cror+	N
TAMBIDURAI M	Karur	ADMK	4,51,40,517	4,86,09,710	9,37,50,227 9 Cror+	N
VENUGOPAL D	Tiruvannamalai	DMK	20,10,000	5,50,00,000	5,70,10,000 5 Cror+	N

Details of top 20 MPs based on maximum assets

The table given below is a list of top 20 MPs with highest assets.

S No	Name	Constituency	Party	Movable Assets (Rs)	Immovable Assets (Rs)	Total Assets (Rs)	PAN Given
1	CHIDAMBARAM P	Sivaganga	INC	14,36,85,677	13,02,22,865	27,39,08,542 27 Cror+	Y
2	AARON RASHID.J.M	Theni	INC	10,74,74,573	14,15,00,000	24,89,74,573 24 Cror+	Y
3	ALAGIRI M.K	Madurai	DMK	10,51,06,895	8,88,72,000	19,39,78,895 19 Cror+	Y
4	NAPOLEON,D.	Perambalur	DMK	1,30,31,550	11,75,51,433	13,05,82,983 13 Cror+	N
5	SIVAKUMAR @ J.K. RITHEESH. K	Ramana-thapuram	DMK	3,25,61,278	9,02,59,375	12,28,20,653 12 Cror+	Y
6	TAMBIDURAI.M	Karur	ADMK	4,51,40,517	4,86,09,710	9,37,50,227 9 Cror+	N
7	JEYADURAI S R	Thoothukkudi	DMK	1,00,26,313	7,75,00,000	8,75,26,313 8 Cror+	Y
8	BAALU T R	Sriperumbudur	DMK	1,50,00,478	6,19,71,000	7,69,71,478 7 Cror+	Y
9	JAGATHRAKSHAKAN	Arakkonam	DMK	60,79,699	5,30,26,700	5,91,06,399 5 Cror+	Y
10	VENUGOPAL.D	Tiruvannamalai	DMK	20,10,000	5,50,00,000	5,70,10,000 5 Cror+	N
11	SIVASAMI C	Tiruppur	ADMK	1,60,52,954	3,58,40,000	5,18,92,95 45 Cror+	Y
12	HELEN DAVID-SON J	Kanniyakumari	DMK	88,85,728	3,95,70,000	4,84,55,728 4 Cror+	Y
13	SEMMALAI S	Salem	ADMK	76,16,064	3,86,04,275	4,62,20,339 4 Cror+	Y
14	KRISHNASAMY M	Arani	INC	12,28,765	3,93,83,000	4,06,11,765 4 Cror+	Y
15	DAYANIDHI MARAN	Chennai Central	DMK	3,66,69,231	0	3,66,69,231 3 Cror+	Y
16	RAMASUBBU S	Tirunelveli	INC	1,64,62,367	1,82,44,080	3,47,06,447 3 Cror+	Y
17	RAJENDRAN C	Chennai South	ADMK	34,90,474	2,48,26,204	2,83,16,678 2 Cror+	Y
18	GANESHA MURTHI. A.	Erode	MDMK	68,28,518	1,99,01,000	2,67,29,518 2 Cror+	Y
19	SUGUMAR.K	Pollachi	ADMK	33,20,000	1,52,00,000	1,85,20,000 1 Cror+	Y
20	SANKAR ADHI	Kallakurichi	DMK	43,78,260	1,34,59,006	1,78,37,266 1 Cror+	Y

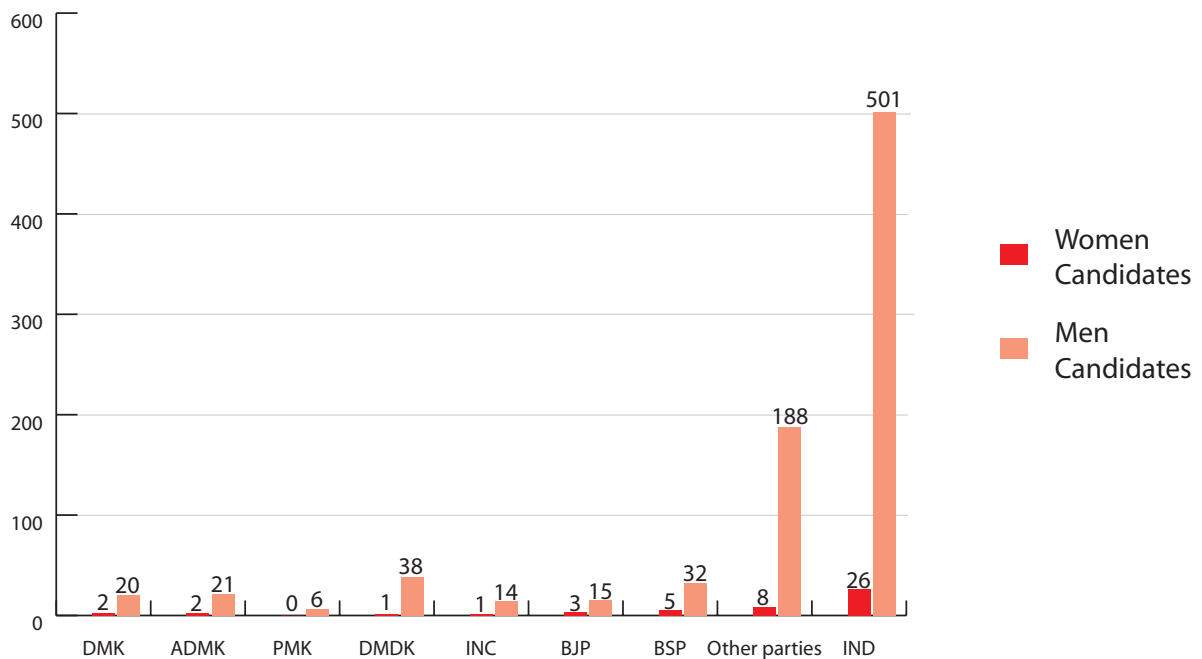
Female representation in Lok Sabha 2009 elections

Only 48 Out of 823 candidates or 6% women contested Lok Sabha elections from Tamil Nadu. Out of these 48 only 2 or 4% emerged as MPs. The party wise break up for female candidates and MPs vis a vis male candidates and MPs is as below-

Table: Party wise female representation analysis

	DMK	ADMK	PMK	DMDK	INC	BJP	BSP	Other parties	IND	Total
Women										
Candidates	2	2	0	1	1	3	5	8	26	48
MPs	1	0	0	0	1	0	0	0	0	2
% Women candidates	9%	9%	0%	3%	7%	17%	14%	6%	5%	6%
% Women MPs	6%	0%	0%	0%	13%	0%	0%	0%	0%	5%
Men										
Candidates	20	21	6	38	14	15	32	128	501	775
MPs	17	9	0	0	7	0	0	4	0	37
% Men candidates	91%	91%	100%	97%	93%	83%	86%	94%	95%	94%
% Men MPs	94%	100%	0%	0%	87%	0%	0%	100%	0%	95%
Total										
Candidates	22	23	6	39	15	18	37	136	527	823
MPs	18	9	0	0	8	0	0	4	0	39

Figure: Candidate distribution based on gender



Full asset details for MPs Lok Sabha 2009

Assets for all MPs from Tamil Nadu in Lok Sabha 2009

S. No.	Name	Constituency	Party	Total Assets (Rs)	Movable Assets (Rs)	Immovable Assets (Rs)	Liabilities (Rs.)	PAN Given
1	CHIDAMBARAM P	Sivaganga	INC	27,39,08,542 27 Cror+	14,36,85,677 14 Cror+	13,02,22,865 13 Cror+	0	Y
2	AARON RASHID.J.M	Theni	INC	24,89,74,573 24 Cror+	10,74,74,573 10 Cror+	14,15,00,000 14 Cror+	6,49,598 6 Lacs+	Y
3	ALAGIRI M.K	Madurai	DMK	19,39,78,895 19 Cror+	10,51,06,895 10 Cror+	8,88,72,000 8 Cror+	0	Y
4	NAPOLEON, D.	Perambalur	DMK	13,05,82,983 13 Cror+	1,30,31,550 1 Cror+	11,75,51,433 11 Cror+	1,10,49,256 1 Cror+	N
5	SIVAKUMAR @ J.K. RITHEESH. K	Ramanathapuram	DMK	12,28,20,653 12 Cror+	3,25,61,278 3 Cror+	9,02,59,375 9 Cror+	40,00,000 40 Lacs+	Y
6	TAMBIDURAI.M	Karur	ADMK	9,37,50,227 9 Cror+	4,51,40,517 4 Cror+	4,86,09,71 4 Cror+	0	N
7	JEYADURAI S R	Thoothukkudi	DMK	8,75,26,313 8 Cror+	1,00,26,313 1 Cror+	7,75,00,000 7 Cror+	10,90,000 10 Lacs+	Y
8	BAALU T R	Sriperumbudur	DMK	7,69,71,478 7 Cror+	1,50,00,478 1 Cror+	6,19,71,000 6 Cror+	0	Y
9	JAGATHRAKSHA- KAN	Arakkonam	DMK	5,91,06,399 5 Cror+	60,79,699 60 Lacs+	5,30,26,700 5 Cror+	0	Y
10	VENUGOPAL.D	Tiruvannamalai	DMK	5,70,10,000 5 Cror+	20,10,000 20 Lacs+	5,50,00,000 5 Cror+	15,38,546 15 Lacs+	N
11	SIVASAMI C	Tiruppur	ADMK	5,18,92,954 5 Cror+	1,60,52,954 1 Cror+	3,58,40,000 3 Cror+	0	Y
12	HELEN DAVIDSON J	Kanniyakumari	DMK	4,84,55,728 4 Cror+	88,85,728 88 Lacs+	3,95,70,000 3 Cror+	21,23,538 21 Lacs+	Y

S. No.	Name	Constituency	Party	Total Assets (Rs)	Movable Assets (Rs)	Immovable Assets (Rs)	Liabilities (Rs.)	PAN Given
13	SEMMALAI S	Salem	ADMK	4,62,20,339 4 Cror+	76,16,064 76 Lacs+	3,86,04,275 3 Cror+	59,000 59 Thou+	Y
14	KRISHNASAMY M	Arani	INC	4,06,11,765 4 Cror+	12,28,765 12 Lacs+	3,93,83,000 3 Cror+	1,67,92,067 1 Cror+	Y
15	DAYANIDHI MARAN	Chennai Central	DMK	3,66,69,231 3 Cror+	3,66,69,231 3 Cror+	0	0	Y
16	RAMASUBBU S	Tirunelveli	INC	3,47,06,447 3 Cror+	1,64,62,367 1 Cror+	1,82,44,080 1 Cror+	18,07,386 18 Lacs+	Y
17	RAJENDRAN C	Chennai South	ADMK	2,83,16,678 2 Cror+	34,90,474 34 Lacs+	2,48,26,204 2 Cror+	0	Y
18	GANESHAMURTHI A.	Erode	MDMK	2,67,29,518 2 Cror+	68,28,518 68 Lacs+	1,99,01,000 1 Cror+	10,85,323 10 Lacs+	Y
19	SUGUMAR.K	Pollachi	ADMK	1,85,20,000 1 Cror+	33,20,000 33 Lacs+	1,52,00,000 1 Cror+	1,91,027 1 Lacs+	Y
20	SANKAR ADHI	Kallakurichi	DMK	1,78,37,266 1 Cror+	43,78,260 43 Lacs+	1,34,59,006 1 Cror+	9,86,068 9 Lacs+	Y
21	CHITTHAN N S V	Dindigul	INC	1,70,35,764 1 Cror+	55,79,764 55 Lacs+	1,14,56,000 1 Cror+	0	Y
22	SUGAVANAM. E.G.	Krishnagiri	DMK	1,69,74,157 1 Cror+	46,11,444 46 Lacs+	1,23,62,713 1 Cror+	5,00,000 5 Lacs+	Y
23	RAJA A	Nilgiris	DMK	1,29,91,669 1 Cror+	83,93,669 83 Lacs+	45,98,000 45 Lacs+	1,66,862 1 Lacs+	Y
24	ABDULRAHMAN	Vellore	DMK	1,25,47,128 1 Cror+	29,98,096 29 Lacs+	95,49,032 95 Lacs+	32,97,328 32 Lacs+	Y
25	ALAGIRI S	Cuddalore	INC	1,18,66,846 1 Cror+	5,76,846 5 Lacs+	1,12,90,000 1 Cror+	7,81,36,525 7 Cror+	Y
26	ANANDAN M	Viluppuram	ADMK	89,28,674 89 Lacs+	10,23,674 10 Lacs+	79,05,000 79 Lacs+	0	Y
27	MANIAN O.S	Mayiladuthurai	ADMK	86,35,089 86 Lacs+	27,80,089 27 Lacs+	58,55,000 58 Lacs+	20,00,000 20 Lacs+	N

S. No.	Name	Constituency	Party	Total Assets (Rs)	Movable Assets (Rs)	Immovable Assets (Rs)	Liabilities (Rs.)	PAN Given
28	ELANGO VAN T.K.S	Chennai North	DMK	76,68,627 76 Lacs+	26,68,627 26 Lacs+	50,00,000 50 Lacs+	35,000 35 Thou+	Y
29	PALANIMANICKAM .S.S	Thanjavur	DMK	75,23,592 75 Lacs+	47,78,592 47 Lacs+	27,45,000 27 Lacs+	28,41,136 28 Lacs+	Y
30	VIJAYAN A K S	Nagapattinam	DMK	72,05,000 72 Lacs+	37,85,000 37 Lacs+	34,20,000 34 Lacs+	11 27,000 11 Lacs+	Y
31	THAMARAISELVAN. R	Dharmapuri	DMK	70,31,808 70 Lacs+	0	70,31,808 70 Lacs+	4,60,146 4 Lacs+	Y
32	VISWANATHAN.P	Kancheepuram	INC	56,85,495 56 Lacs+	16,69,695 16 Lacs+	40,15,800 40 Lacs+	22,46,494 22 Lacs+	Y
33	KUMAR.P	Tiruchirappalli	ADMK	53,45,000 53 Lacs+	5,45,000 5 Lacs+	48,00,000 48 Lacs+	8,06,395 8 Lacs+	Y
34	GANDHISELVAN.S	Namakkal	DMK	40,70,482 40 Lacs+	18,47,082 18 Lacs+	22,23,400 22 Lacs+	0	Y
35	MANICKA TAGORE	Virudhunagar	INC	33,13,910 33 Lacs+	13,62,210 13 Lacs+	19,51,700 19 Lacs+	4,387 4 Thou+	Y
36	THIRUMAAVALA-VAN, THOL	Chidambaram	VCK	23,47,700 23 Lacs+	9,60,400 9 Lacs+	13,87,300 13 Lacs+	8,81,000 8 Lacs+	N
37	VENUGOPAL.P	Tiruvallur	ADMK	20,74,236 20 Lacs+	6,99,236 6 Lacs+	13,75,000 13 Lacs+	3,50,000 3 Lacs+	Y
38	NATARAJAN.P.R.	Coimbatore	CPM	17,67,722 17 Lacs+	8,67,722 8 Lacs+	9,00,000 9 Lacs+	0	N
39	LINGAM P	Tenkasi	CPI	1,59,365 1 Lacs+	69,365 69 Thou+	90,000 90 Thou+	23,014 23 Thou+	N

Full details of pending criminal cases on MPs from Tamil Nadu

S. No.	Name	State/ Dist	Constituency	Party	Age	Serious IPC Counts	No of Cases in which Accused	No. of Cases in which Convicted	Total
1	SIVASAMI C	TAMIL NADU	Tiruppur	ADMK	51	5	1	0	1
Cases (Accused)			Serious IPC Frequency Table						
1. IPC Sections - 31 416 419 463 464 465 471 474 , Other Details - PALLADAM JM, CC NO.53/06, 54/06, 55/06			Serious IPC Sections		Number of Times they appear for this candidate				
			416		1				
			419		1				
			463		1				
			465		1				
			471		1				
			Total		5				
			IPC Section		Description				
			31		A will				
			416		Cheating by personation				
			419		cheating by personation				
			463		Forgery				
			464		Making a false document				
			465		forgery				
Cases (Convicted) -----No Cases-----			471		Using as genuine a forged document or electronic record				
			474		Having possession of document described in Section 466 or 467, knowing it to be forged and intending to use it as genuine				

S. No.	Name	State/ Dist	Constituency	Party	Age	Serious IPC Counts	No of Cases in which Accused	No. of Cases in which Convicted	Total
2	THIRUMAAVALAVAN, THOL	TAMIL NADU	Chidambaram	VCK	46	2	2	0	2
Cases (Accused)			Serious IPC Frequency Table						
1. IPC Sections - 153,153 B , Other Details - 2. IPC Sections - 124, 153, 153 A, 153 B, 295 A, 505 , Other Details -			Serious IPC Sections		Number of Times they appear for this candidate				
			124		1				
			295		1				
			Total		2				
Cases (Convicted) -----No Cases-----			IPC Section		Description				
			124		Assaulting President, Governor, etc., with intent to compel or restrain the exercise of any lawful power				
			153		Wantonly giving provocation with intent to cause riot-if rioting be committed-if not committed				
			295		Injuring or defiling place of worship with intent to insult the religion of any class				
			505		Statements conducing to public mischief				
S. No.	Name	State/ Dist	Constituency	Party	Age	Serious IPC Counts	No of Cases in which Accused	No. of Cases in which Convicted	Total
3	MANIAN O.S	TAMIL NADU	Mayiladuthurai	AD MK	53	2	1	0	1
Cases (Accused)			Serious IPC Frequency Table						
1. IPC Sections - 147,148,149,447,151,152,153, 332, 333, 353, 325,326,307,436, 302 , Other Details - 3/4 PDPP Act, 9/10 NPO Act			Serious IPC Sections		Number of Times they appear for this candidate				
			324		1				
			307		1				
			Total		2				
			IPC Section		Description				

Cases (Convicted) -----No Cases----			147	rioting								
			148	Rioting, armed with deadly weapon								
			307	Attempt to murder								
			323	voluntarily causing hurt								
			324	Voluntarily causing hurt by dangerous weapons or means								
			342	wrongful Confinement								
S. No.	Name	State/ Dist	Constituency	Party	Age	Serious IPC Counts	No of Cases in which Accused	No. of Cases in which Convicted	Total			
4	SIVAKUMAR @ J.K. RITHEESH. K	TAMIL NADU	Ramanathapuram	DMK	36	1	2	0	2			
Cases (Accused) 1. IPC Sections - 147, 148, 307 , Other Details - 3 TNPPDL ACT 2. IPC Sections - 188, 143, 506, 1 , Other Details -			Serious IPC Frequency Table									
			Serious IPC Sections				Number of Times they appear for this candidate					
			307				1					
			Total				1					
			IPC Section				Description					
			1				Title and extent of operation of the Code					
			143				Being member of an unlawful assembly					
			147				rioting					
			148				Rioting, armed with deadly weapon					
			188				Disobedience to order duly promulgated by public servant					
			307				Attempt to murder					
			Cases (Convicted) -----No Cases----			506	criminal intimidation					

S. No.	Name	State/ Dist	Constituency	Party	Age	Serious IPC Counts	No of Cases in which Accused	No. of Cases in which Convicted	Total
5	SEMMALAI S	TAMIL NADU	Salem	AD MK	63	1	2	0	2
Cases (Accused)			Serious IPC Frequency Table						
1. IPC Sections - 147,148,149,332,353,323,427,337,364,307,506 , Other Details -			Serious IPC Sections		Number of Times they appear for this candidate				
			307		1				
			Total		1				
Cases (Convicted) -----No Cases-----			IPC Section		Description				
			143		Being member of an unlawful assembly				
			188		Disobedience to order duly promulgated by public servant				
			307		Attempt to murder				
			341		wrongful restraint				
			406		criminal breach of trust				
			498A		Husband or relative of husband of a woman subjecting her to cruelty				
S. No.	Name	State/ Dist	Constituency	Party	Age	Serious IPC Counts	No of Cases in which Accused	No. of Cases in which Convicted	Total
6	TAMBIDURAI. M	TAMIL NADU	Karur	ADMK	62	1	2	0	2
Cases (Accused)			Serious IPC Frequency Table						
1. IPC Sections - 143,341,181 , Other Details - 7(1)(A) CLA ACT 2. IPC Sections - 147,188 , Other Details - 7(1)(A) CLA ACT			Serious IPC Sections		Number of Times they appear for this candidate				
			181		1				
			Total		1				
			IPC Section		Description				
			143		Being member of an unlawful assembly				
			147		rioting				
			181		False statement on oath or affirmation to public servant or person authorized to administer an oath or affirmation				
Cases (Convicted) -----No Cases-----			188		Disobedience to order duly promulgated by public servant				
			341		wrongful restraint				

S. No.	Name	State/ Dist	Constituency	Party	Age	Serious IPC Counts	No of Cases in which Accused	No. of Cases in which Convicted	Total
7	SUGAVANAM. E.G.	TAMIL NADU	Krishnagiri	DMK	51	0	3	0	3
Cases (Accused)			IPC Section		Description				
1. IPC Sections - 148 188 294(b) 285 , Other Details - CASE NO. CC554/2003, KRISHNAGIRI POLICE STATION, CRIME NO.400/2003, IPC 285 AND SEC 74 OF TAMILNADU CITY POLICE ACT, DATE OF FILING 28.11.2003			148		Rioting, armed with deadly weapon				
2. IPC Sections - 294(b) , Other Details - CASE NO. STC 753/2003, MATHUR POLICE STATION, CRIME NO. 442/2003.			188		Disobedience to order duly promulgated by public servant				
3. IPC Sections - , Other Details - ORIGINAL CASE NO. 36/2004, APPEAL - IA30/2008 APPEAL NO. /2009			285		Negligent conduct with respect to fire or combustible matter				
Cases (Convicted) -----No Cases-----									
S. No.	Name	State/ Dist	Constituency	Party	Age	Serious IPC Counts	No of Cases in which Accused	No. of Cases in which Convicted	Total
8	SANKAR ADHI	TAMIL NADU	Kallakurichi	DMK	52	0	1	0	1
Cases (Accused)									
1. IPC Sections - , Other Details - SEC. 3(1) (5)TN PUBLIC PROPERTY (PREVENTION OF DESTRUCTION) ACT 1992,									
Cases (Convicted) -----No Cases-----									

S. No.	Name	State/ Dist	Constituency	Party	Age	Serious IPC Counts	No of Cases in which Accused	No. of Cases in which Convicted	Total
9	GANDHISELVAN.S	TAMIL NADU	Namak-kal	DMK	46	0	1	0	1
Cases (Accused)			IPC Section		Description				
1. IPC Sections - 279,337,338 , Other Details -			279		Rash driving or riding on a public way				
			337		Causing hurt by act endangering life or personal safety of others				
Cases (Convicted) -----No Cases-----			338		Causing grievous hurt by act endangering life or personal safety of others				
S. No.	Name	State/ Dist	Constituency	Party	Age	Serious IPC Counts	No of Cases in which Accused	No. of Cases in which Convicted	Total
10	GANESHAMURTHI. A.	TAMIL NADU	Erode	MDMK	61	0	1	0	1
Cases (Accused)									
1. IPC Sections - , Other Details - 21 PREVENTION OF TERRORIST ACT									
Cases (Convicted) -----No Cases-----									